



US00D423331S

United States Patent [19] Evans

[11] Patent Number: **Des. 423,331**

[45] Date of Patent: **** Apr. 25, 2000**

[54] **PLANT LINE SUPPORT**

[76] Inventor: **Donald Evans**, 1405 Huntington Cir.,
Reno, Nev. 89509

[**] Term: **14 Years**

[21] Appl. No.: **29/107,672**

[22] Filed: **Jul. 9, 1999**

[51] **LOC (6) Cl.** **08-05**

[52] **U.S. Cl.** **D8/356**

[58] **Field of Search** D8/394-396, 354,
D8/356; 24/115 R, 455, 563

4,703,584 11/1987 Chazalnoel .
4,738,051 4/1988 Dyson .
5,557,883 9/1996 Walker .

OTHER PUBLICATIONS

Applicant discloses pending patent application Ser. No. 29/107,673, filed on Jul. 9, 1999, for trellis, which contains related subject matter.

Primary Examiner—Holly Baynham
Attorney, Agent, or Firm—Ian F. Burns

[57] CLAIM

I claim the ornamental design for a plant line support, as shown and described.

[56] References Cited

U.S. PATENT DOCUMENTS

| | | | |
|------------|---------|------------------|--------|
| 88,074 | 3/1869 | Rathburn . | |
| D. 196,581 | 10/1963 | Margulis | D8/367 |
| D. 280,973 | 10/1985 | Ferrell | D8/396 |
| D. 390,453 | 2/1998 | Hamerski | D8/396 |
| 3,690,033 | 9/1972 | Lewis et al. . | |
| 3,807,089 | 4/1974 | Senese . | |
| 4,232,467 | 11/1980 | Stewart . | |
| 4,270,581 | 6/1981 | Claxton et al. . | |
| 4,314,433 | 2/1982 | Hulcombe | 52/521 |
| 4,503,636 | 3/1985 | Stuckey . | |
| 4,536,989 | 8/1985 | Caywood et al. . | |
| 4,620,389 | 11/1986 | Coulson . | |
| 4,625,454 | 12/1986 | Daniell . | |

DESCRIPTION

FIG. 1 is a perspective view of the plant line support in use with a bracket.

FIG. 2 is a front elevational view of the plant line support.

FIG. 3 is a rear elevational view of the plant line support.

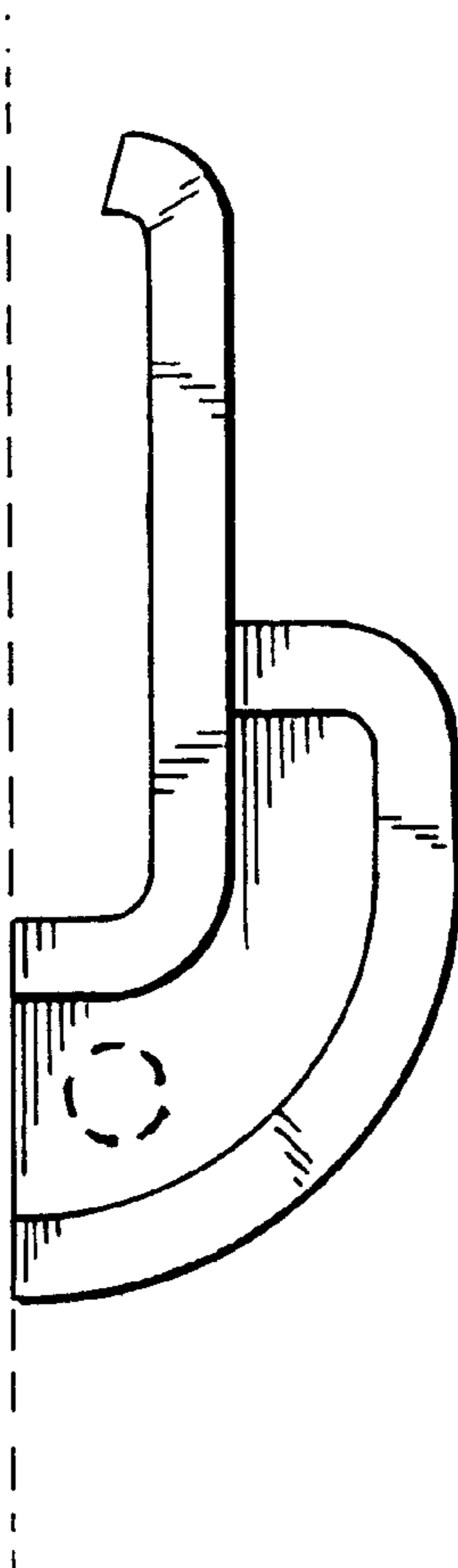
FIG. 4 is a top plan view of the plant line support.

FIG. 5 is a bottom plan view of the plant line support; and,

FIG. 6 is a right side plan view of the of the plant line support, the left side plan view being the mirror image thereof.

Broken lines illustrate features or environmental components that are not part of the design sought to be patented.

1 Claim, 2 Drawing Sheets



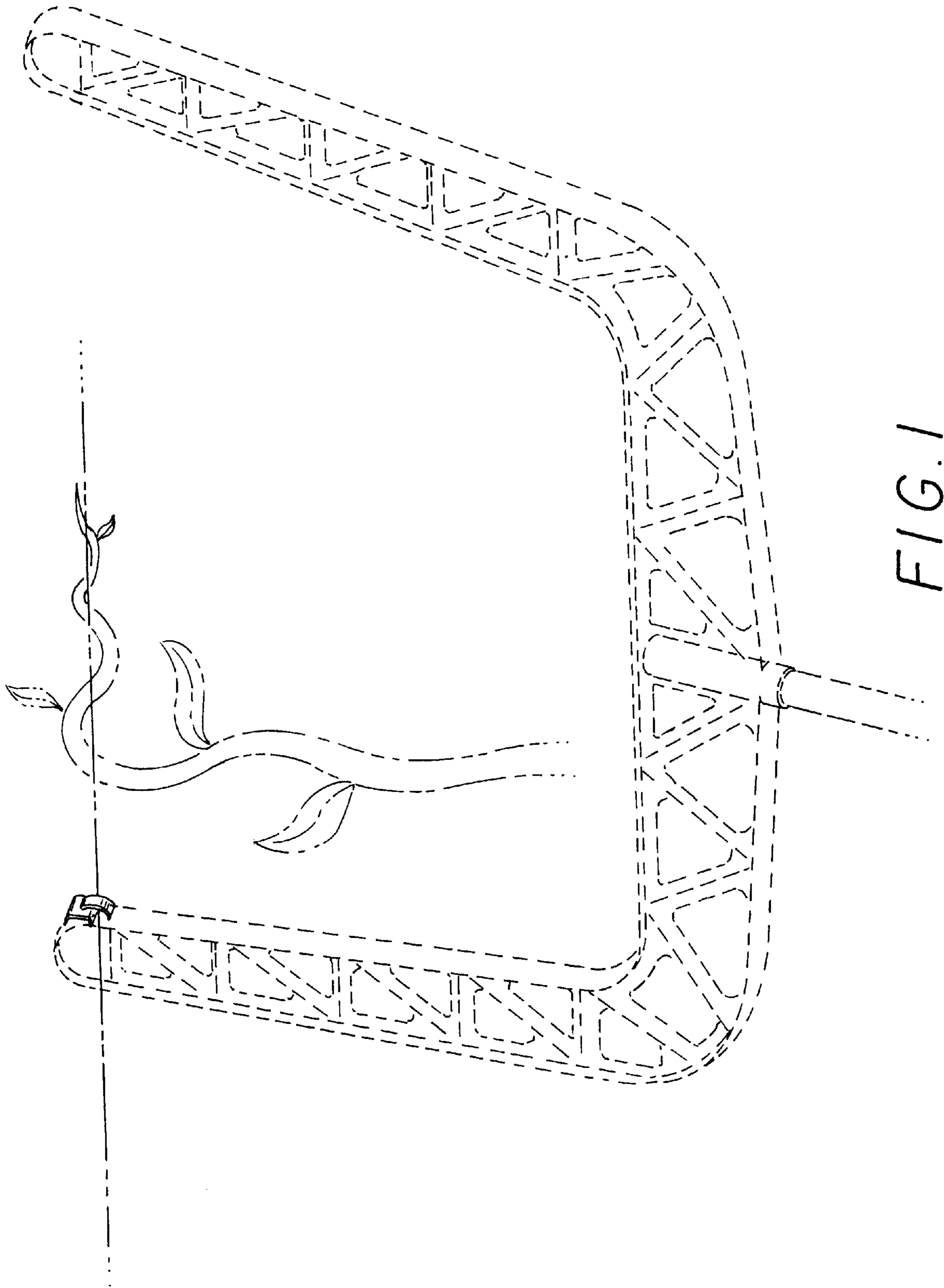


FIG. 1

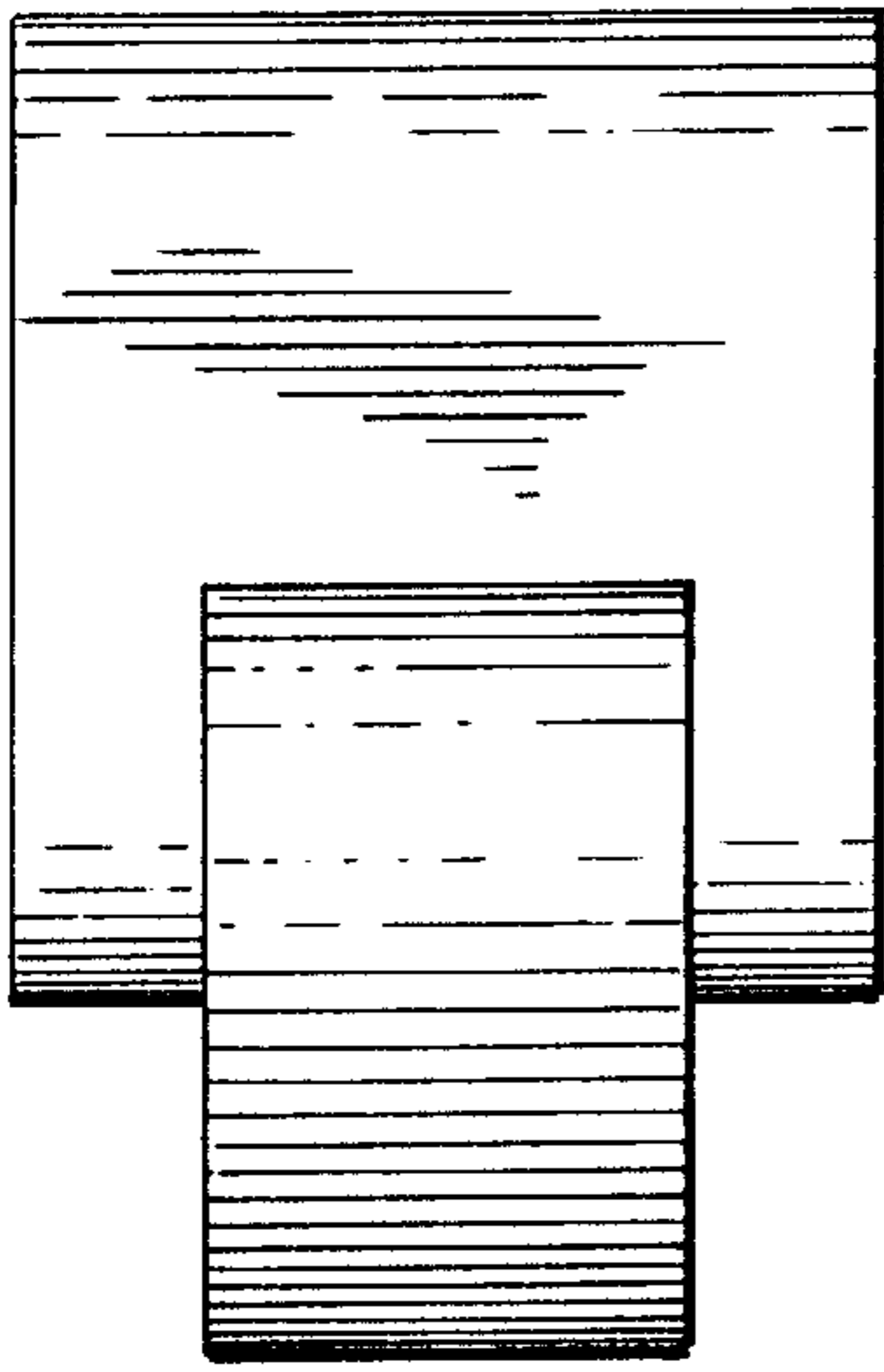


FIG. 2

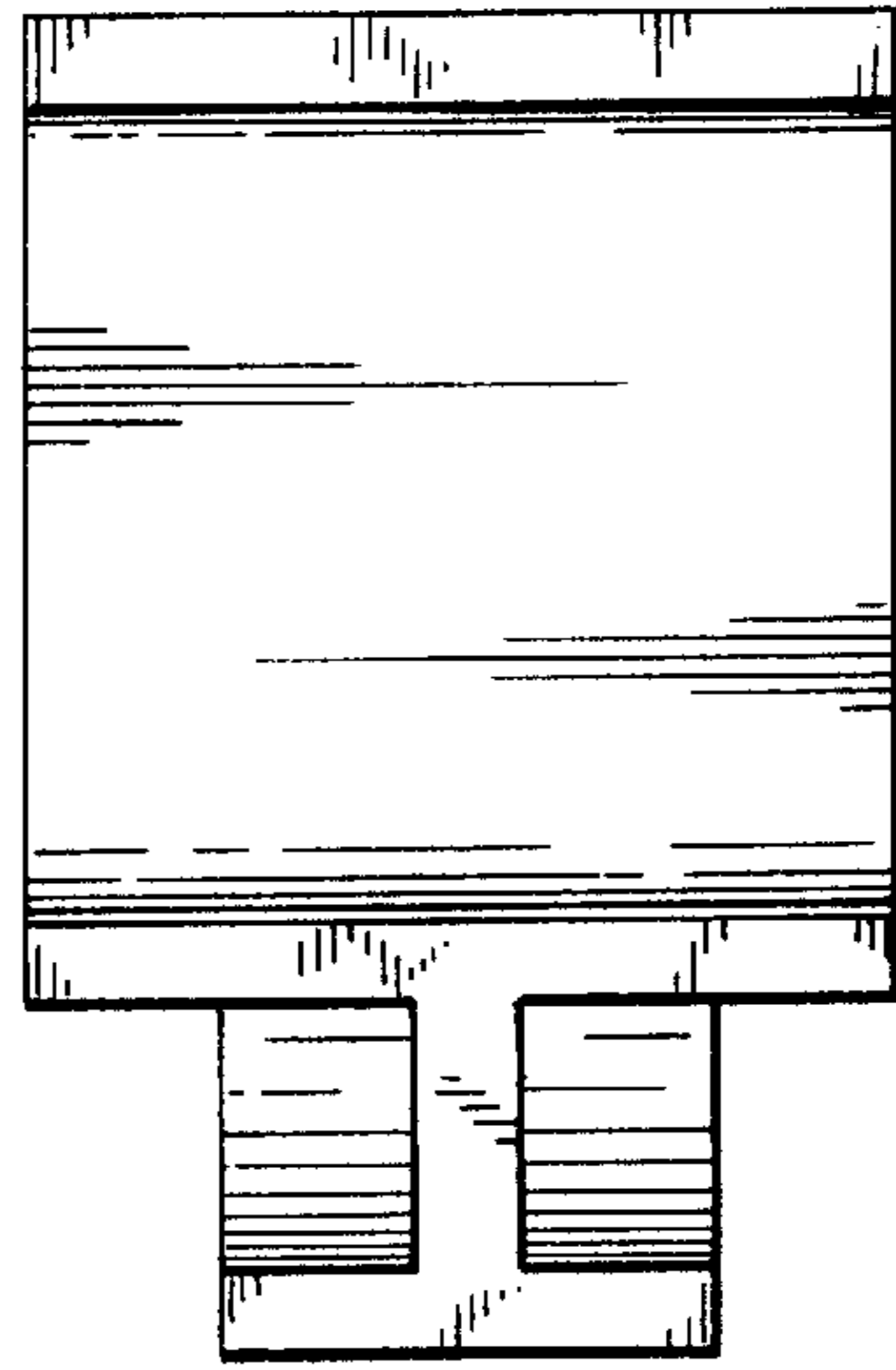


FIG. 3




FIG. 4




FIG. 5

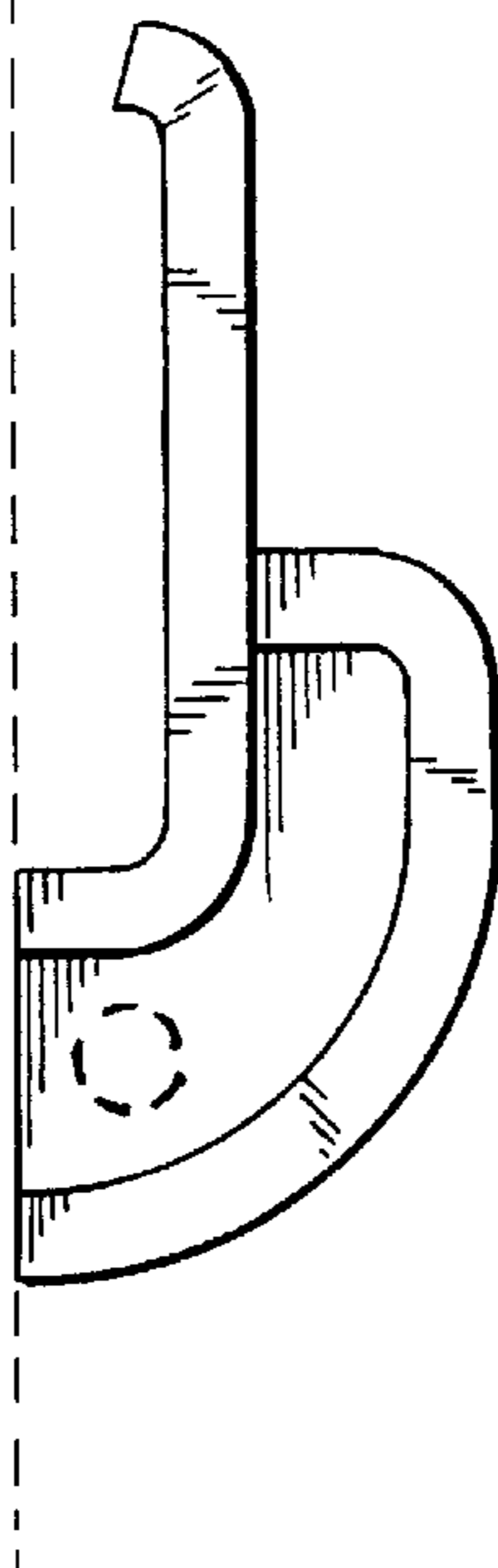


FIG. 6