



US00D423320S

# United States Patent [19] Kelly

[11] **Patent Number: Des. 423,320**

[45] **Date of Patent: \*\* Apr. 25, 2000**

[54] **DOOR HANDLE**

[75] Inventor: **Peter Kelly**, Pte. Claire, Canada

[73] Assignee: **Ideal Security, Inc.**, Canada

[\*\*] Term: **14 Years**

[21] Appl. No.: **29/109,839**

[22] Filed: **Aug. 23, 1999**

[30] **Foreign Application Priority Data**

Mar. 22, 1999 [CA] Canada ..... 1999-0718

[51] **LOC (6) Cl.** ..... **08-06**

[52] **U.S. Cl.** ..... **D8/301; D8/320**

[58] **Field of Search** ..... D8/300-302, 315-320,  
D8/350; 16/110 R, 111 R; 229/336.3

[56] **References Cited**

**U.S. PATENT DOCUMENTS**

- D. 186,586 11/1959 Gerlach .
- D. 259,915 7/1981 Pittenger ..... D8/320
- D. 300,203 3/1989 Halsted et al. .... D8/302

**OTHER PUBLICATIONS**

Sager Hardware Cat. No. 37, p. 235; Richmond door pull #RM 92.

*Primary Examiner*—B. J. Bullock

*Attorney, Agent, or Firm*—Saidman DesignLaw Group

[57] **CLAIM**

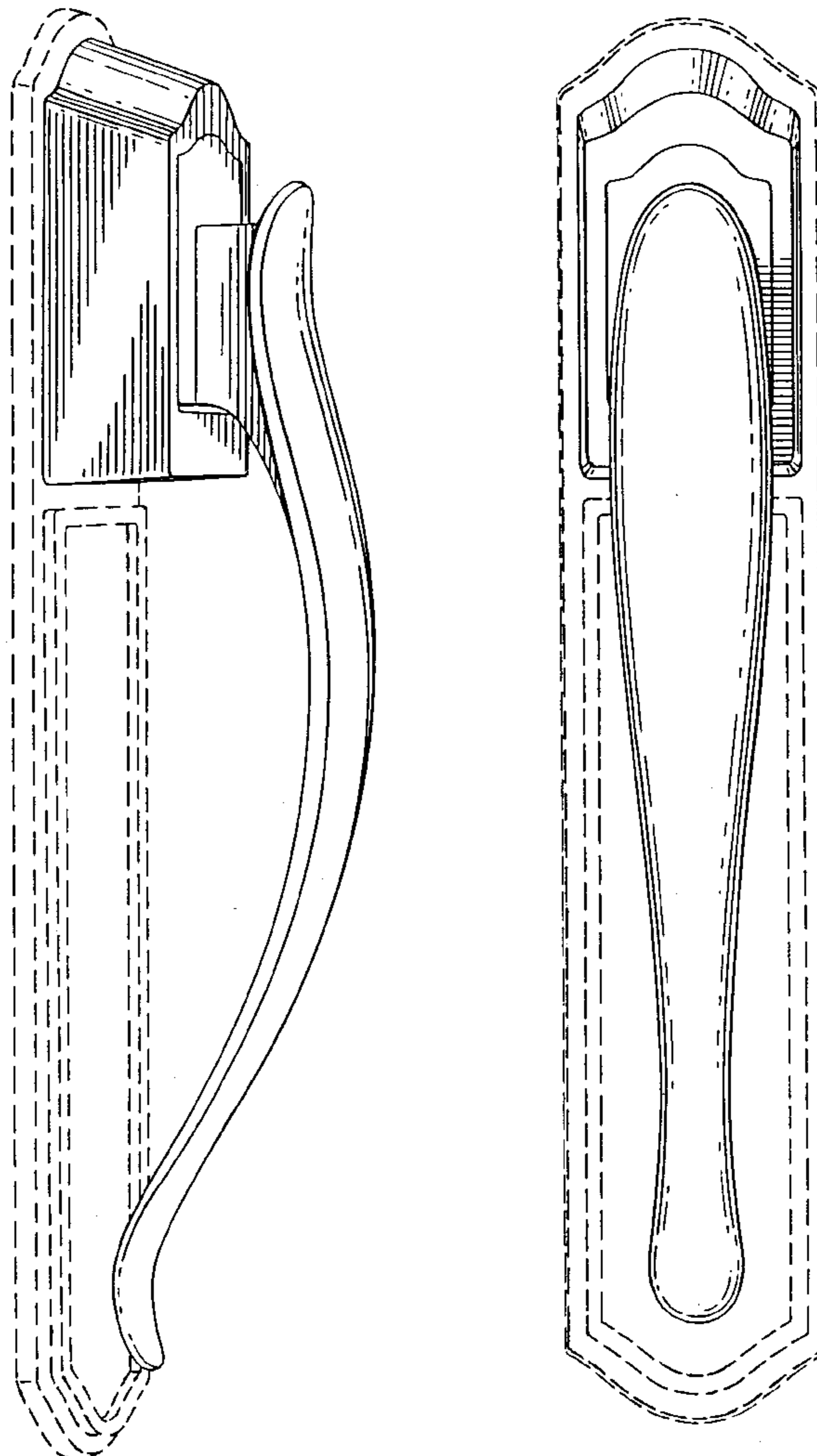
The ornamental design for a door handle, as shown and described.

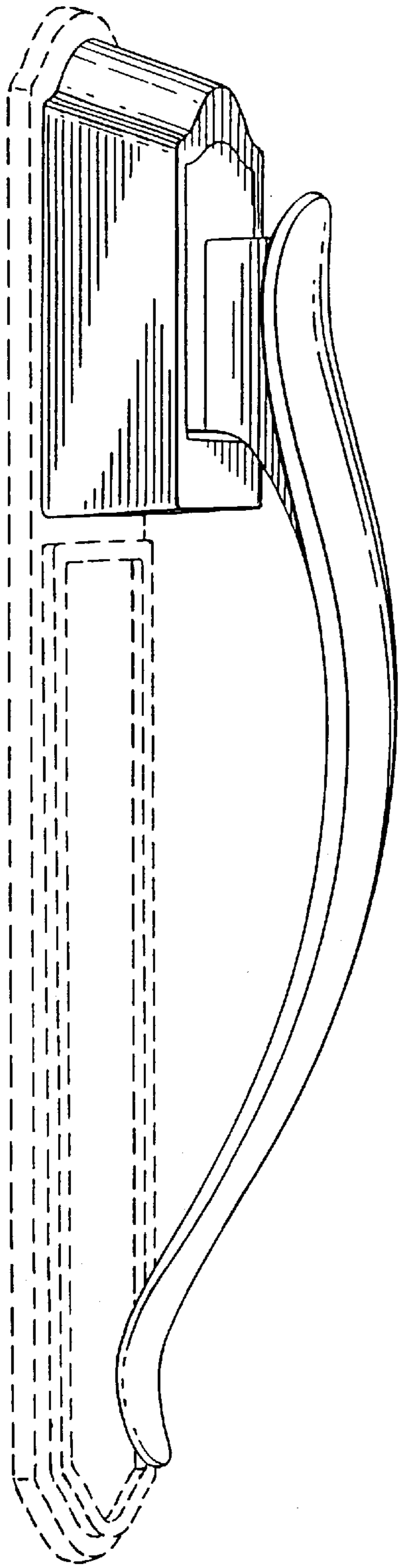
**DESCRIPTION**

FIG. 1 is a perspective view of the design;  
 FIG. 2 is a side elevational view thereof, the other side being a mirror image;  
 FIG. 3 is a front view thereof;  
 FIG. 4 is a top elevational view thereof;  
 FIG. 5 is a bottom plan view thereof; and,  
 FIG. 6 is a rear elevational view thereof.

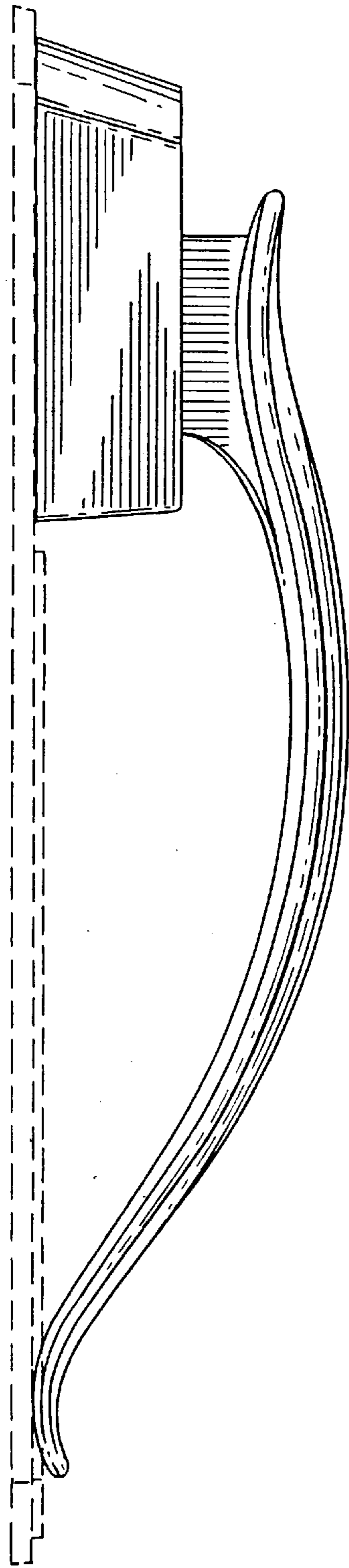
The broken lines are for illustrative purposes only and form no part of the claimed design.

**1 Claim, 2 Drawing Sheets**

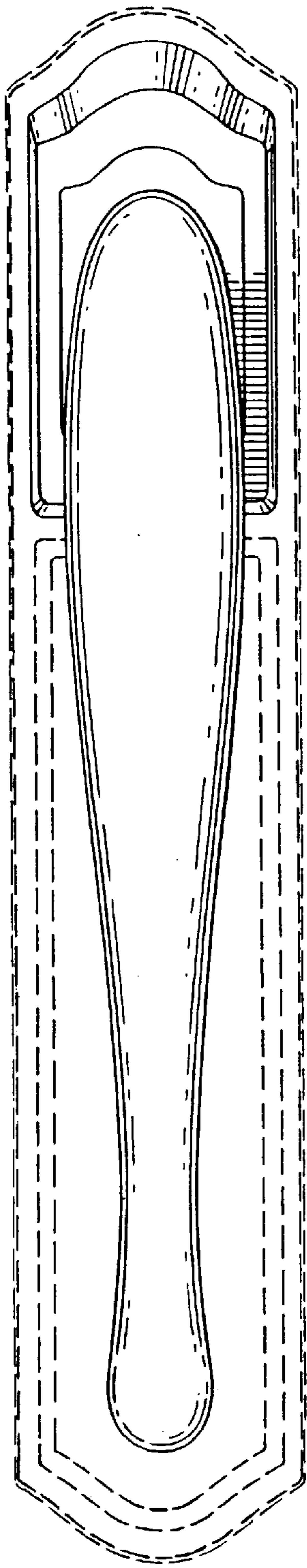





*Fig. 1*




*Fig. 2*



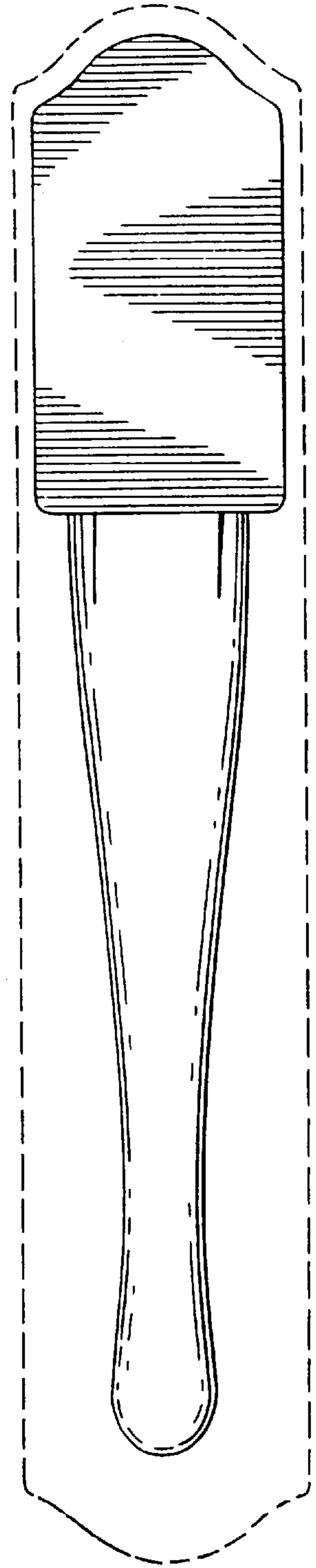
*Fig. 3*



*Fig. 4*



*Fig. 5*



*Fig. 6*