



US00D423309S

United States Patent [19] Sirmans

[11] Patent Number: **Des. 423,309**

[45] Date of Patent: **** Apr. 25, 2000**

[54] **HANDLE FOR CARRYING WALLBOARD**

[76] Inventor: **Freddie L Sirmans**, 214 S. Troupe St.,
Valdosta, Ga. 31601

[**] Term: **14 Years**

[21] Appl. No.: **29/100,102**

[22] Filed: **Feb. 4, 1999**

[51] **LOC (6) Cl.** **08-05**

[52] **U.S. Cl.** **D8/14; D34/28**

[58] **Field of Search** D34/28; D8/14,
D8/71; 294/1.1, 15, 19.1, 137, 153, 26;
D6/366

[56] **References Cited**

U.S. PATENT DOCUMENTS

D. 217,002	3/1970	Wagner	D8/14
D. 221,611	8/1971	Westermann	D8/14
D. 286,972	12/1986	Crews	D8/14
D. 288,276	2/1987	Harney	D4/14
D. 289,367	4/1987	Secor	D8/71
D. 290,926	7/1987	Embra	D8/14
D. 350,883	9/1994	Heavrin	D8/14
D. 404,985	2/1999	Fredrickson	D8/14
D. 412,270	7/1999	Fredrickson	D8/14
2,428,941	10/1947	Packard	294/1.5

2,430,142	11/1947	Roberts	294/1.5
4,135,655	1/1979	Brown	294/137
4,630,838	12/1986	Stockton	294/15
5,069,495	12/1991	Mears	294/15
5,397,158	3/1995	Brass et al.	294/15

Primary Examiner—Susan J. Lucas
Assistant Examiner—Cynthia Ramirez

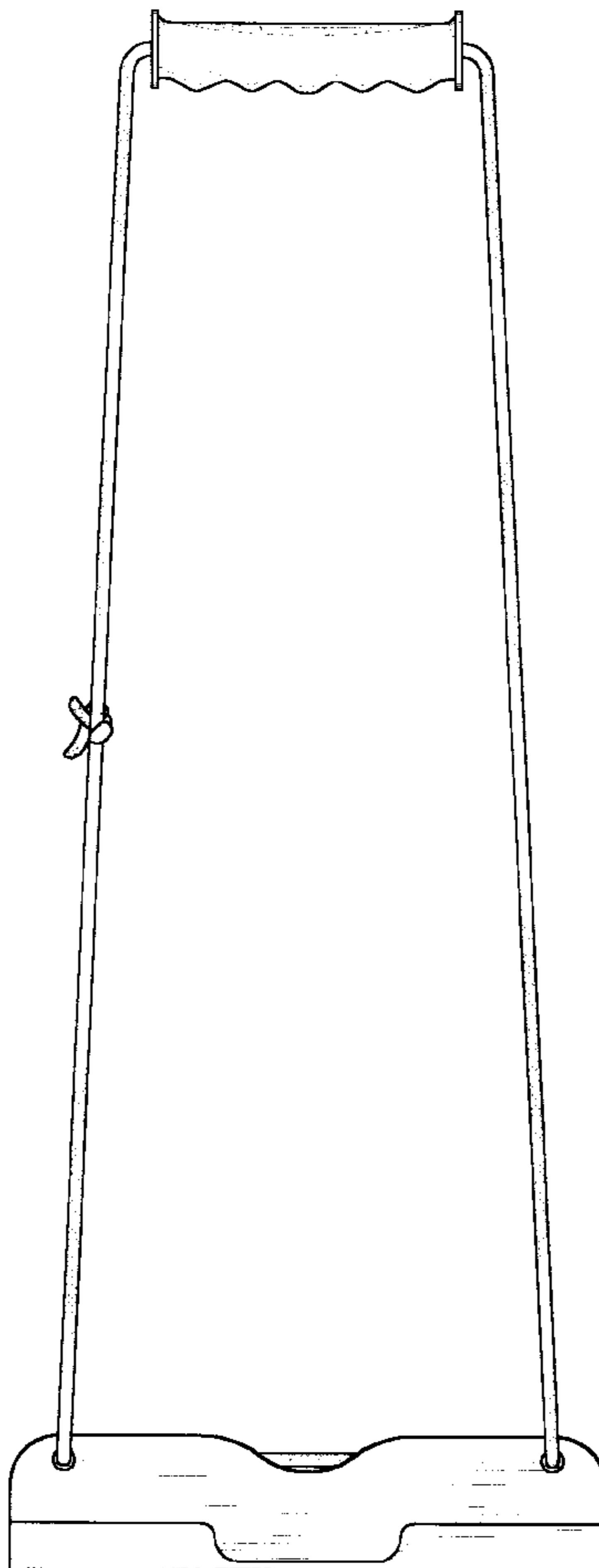
[57] **CLAIM**

The ornamental design for a handle for carrying wallboard, as shown.

DESCRIPTION

FIG. 1 is a front elevational view of the handle for carrying wallboard of the present invention;
FIG. 2 is a back elevational view of the handle for carrying wallboard of FIG. 1;
FIG. 3 is a left side elevational view of the handle for carrying wallboard of FIG. 1;
FIG. 4 is a right side elevational view of the handle for carrying wallboard of FIG. 1;
FIG. 5 is a top plan view of the handle for carrying wallboard of FIG. 1; and,
FIG. 6 is a bottom plan view of the handle for carrying wallboard of FIG. 1.

1 Claim, 2 Drawing Sheets



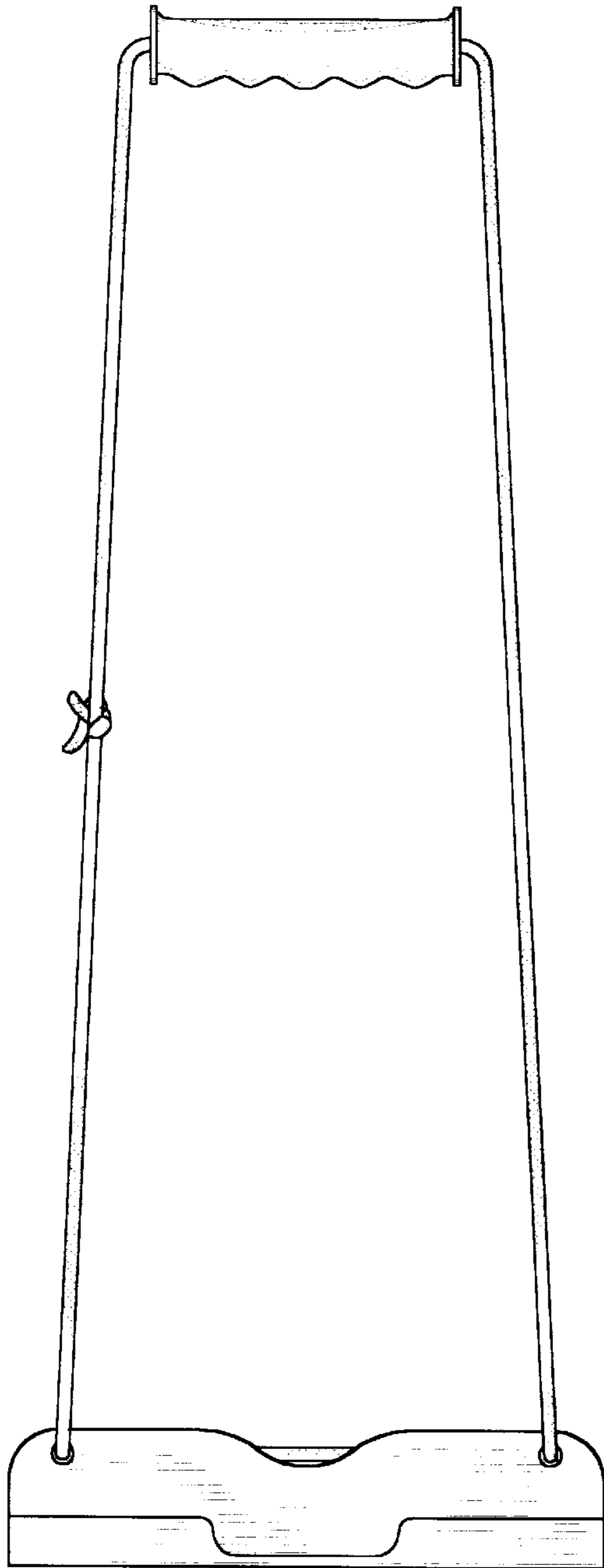


Fig. 1

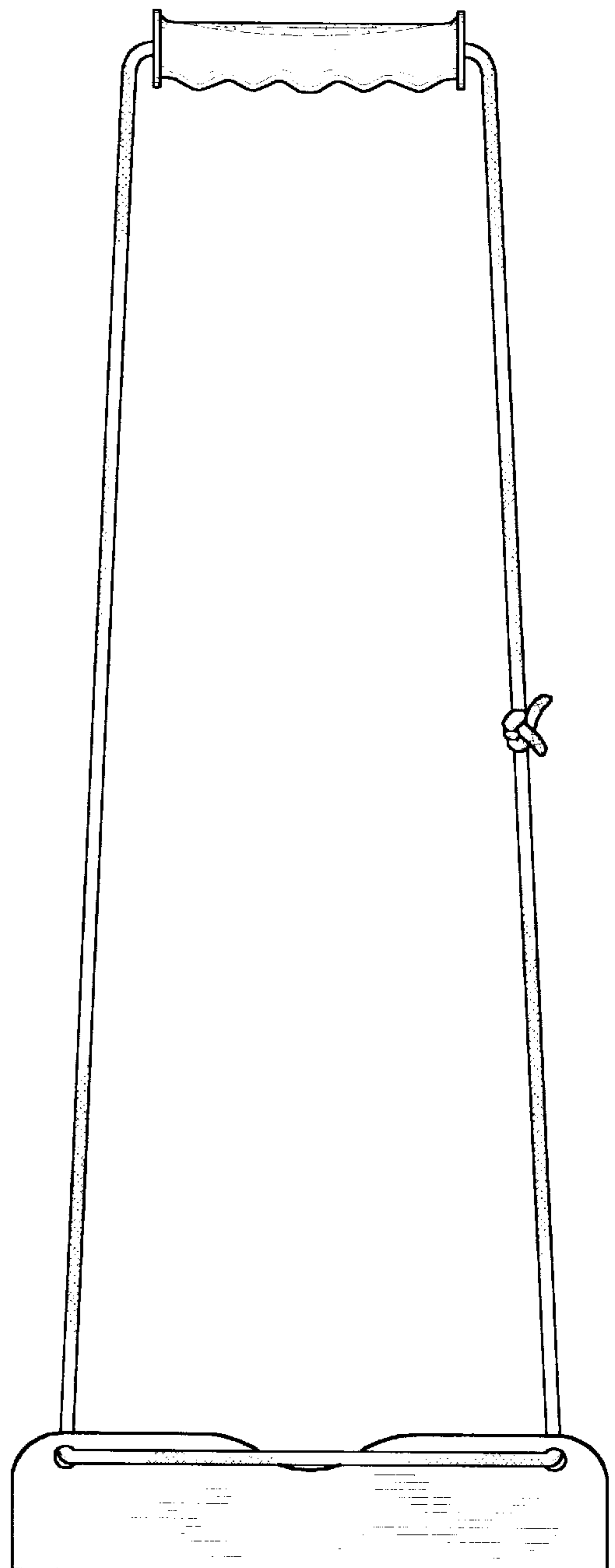


Fig. 2

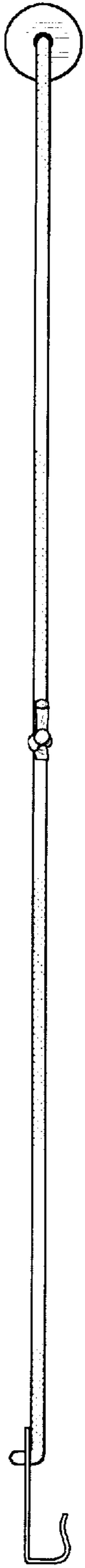


Fig. 3

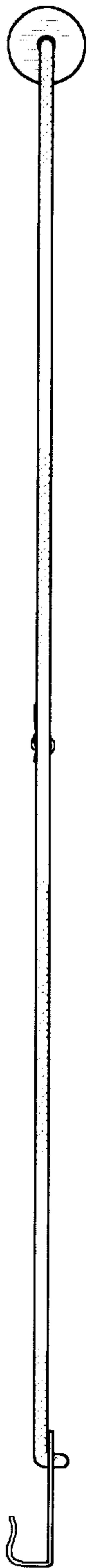


Fig. 4




Fig. 5

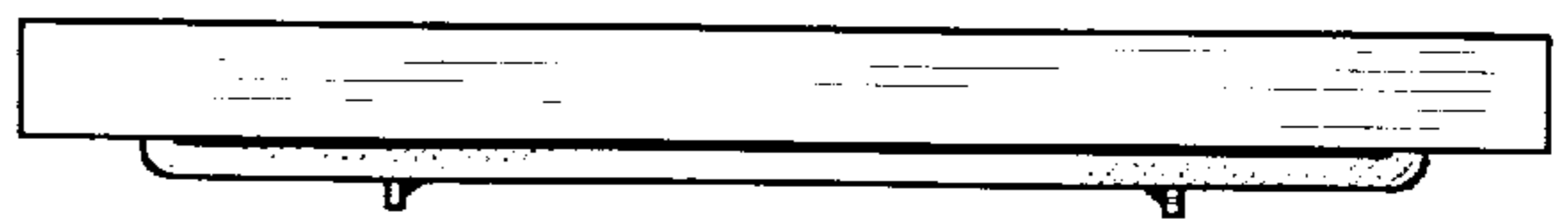


Fig. 6