



US00D423306S

United States Patent [19] Kari

[11] **Patent Number: Des. 423,306**

[45] **Date of Patent: ** Apr. 25, 2000**

[54] **LADLE**

4,839,965 6/1989 Levie 30/324
5,005,294 4/1991 Roberts et al. 30/324

[75] Inventor: **Kathy Kari**, Lisle, Ill.

[73] Assignee: **The Pampered Chef, Ltd.**, Addison, Ill.

Primary Examiner—Terry A. Wallace
Attorney, Agent, or Firm—Olson & Hierl, Ltd.

[**] Term: **14 Years**

[57] **CLAIM**

The ornamental design for a ladle, as shown and described.

[21] Appl. No.: **29/092,980**

DESCRIPTION

[22] Filed: **Aug. 31, 1998**

FIG. 1 is a perspective view of a ladle showing my new design;

[51] **LOC (6) Cl.** **07-02**

FIG. 2 is a front elevational view thereof;

[52] **U.S. Cl.** **D7/691**

FIG. 3 is a back elevational view thereof;

[58] **Field of Search** D7/647, 667, 688-692;
30/324-328; 294/55

FIG. 4 is side elevational view thereof (the opposite side being the mirror image thereof);

[56] **References Cited**

U.S. PATENT DOCUMENTS

- D. 302,777 8/1989 Hiscott et al. D7/691
- D. 307,095 4/1990 Juergens D7/691 X
- D. 369,727 5/1996 Ancona D7/691

FIG. 5 is a top plan view thereof;

FIG. 6 is a bottom plan view thereof; and,

FIG. 7 is a partial perspective view of the bottom side of the handle end.

1 Claim, 2 Drawing Sheets



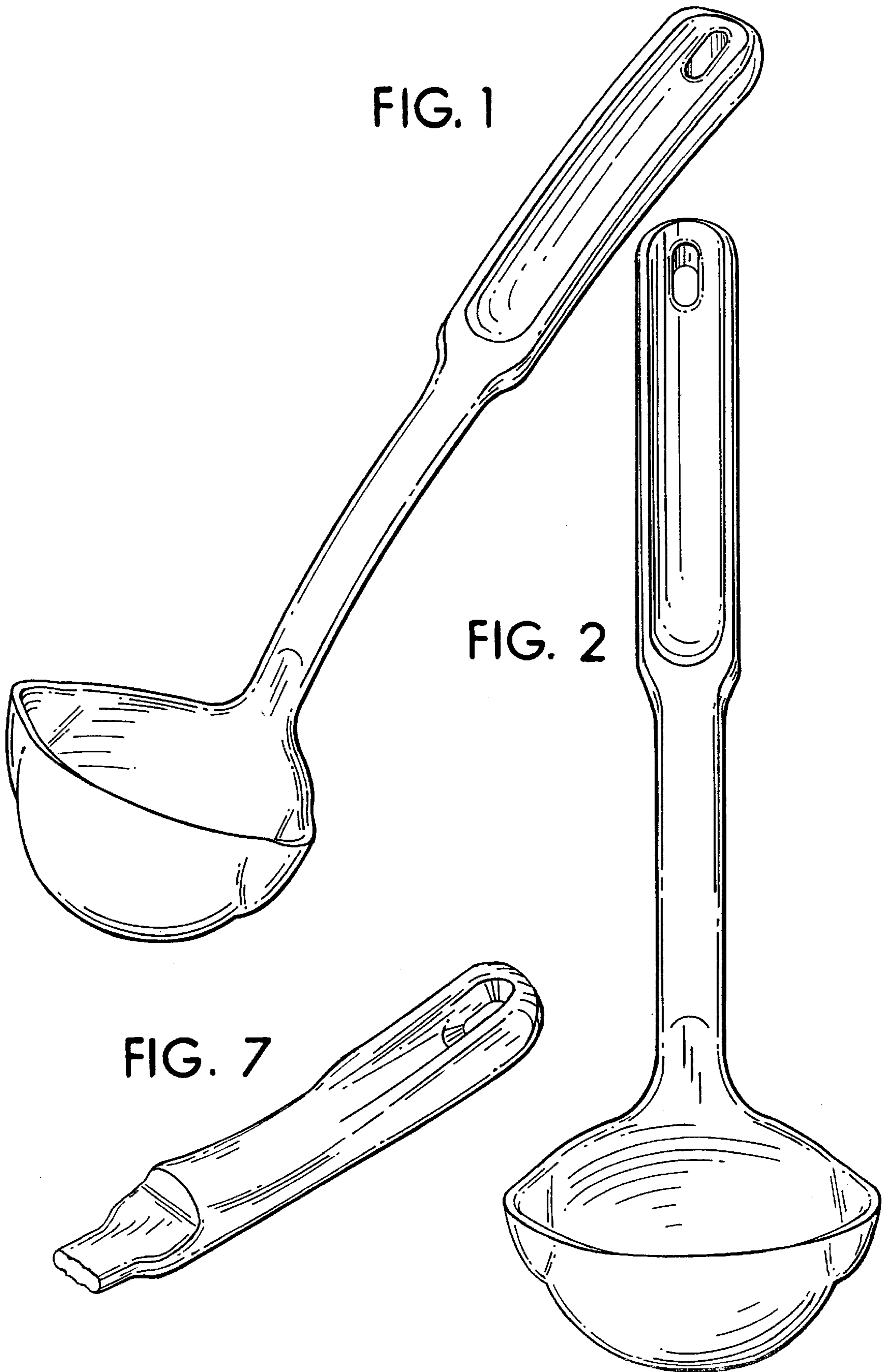


FIG. 1

FIG. 2

FIG. 7

FIG. 3

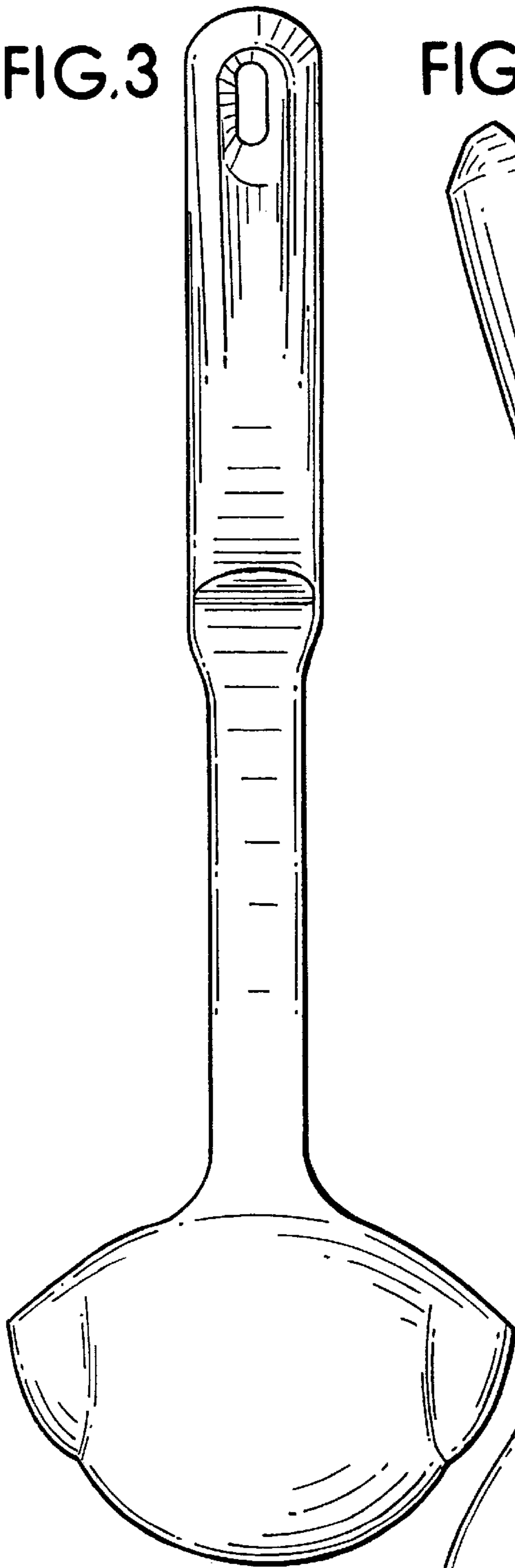


FIG. 4

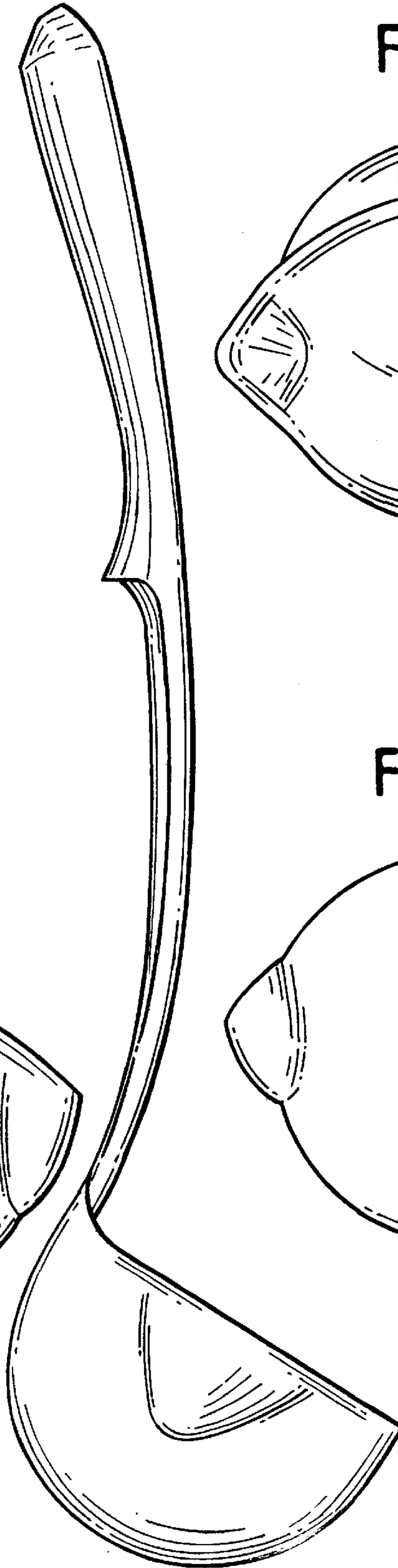


FIG. 5

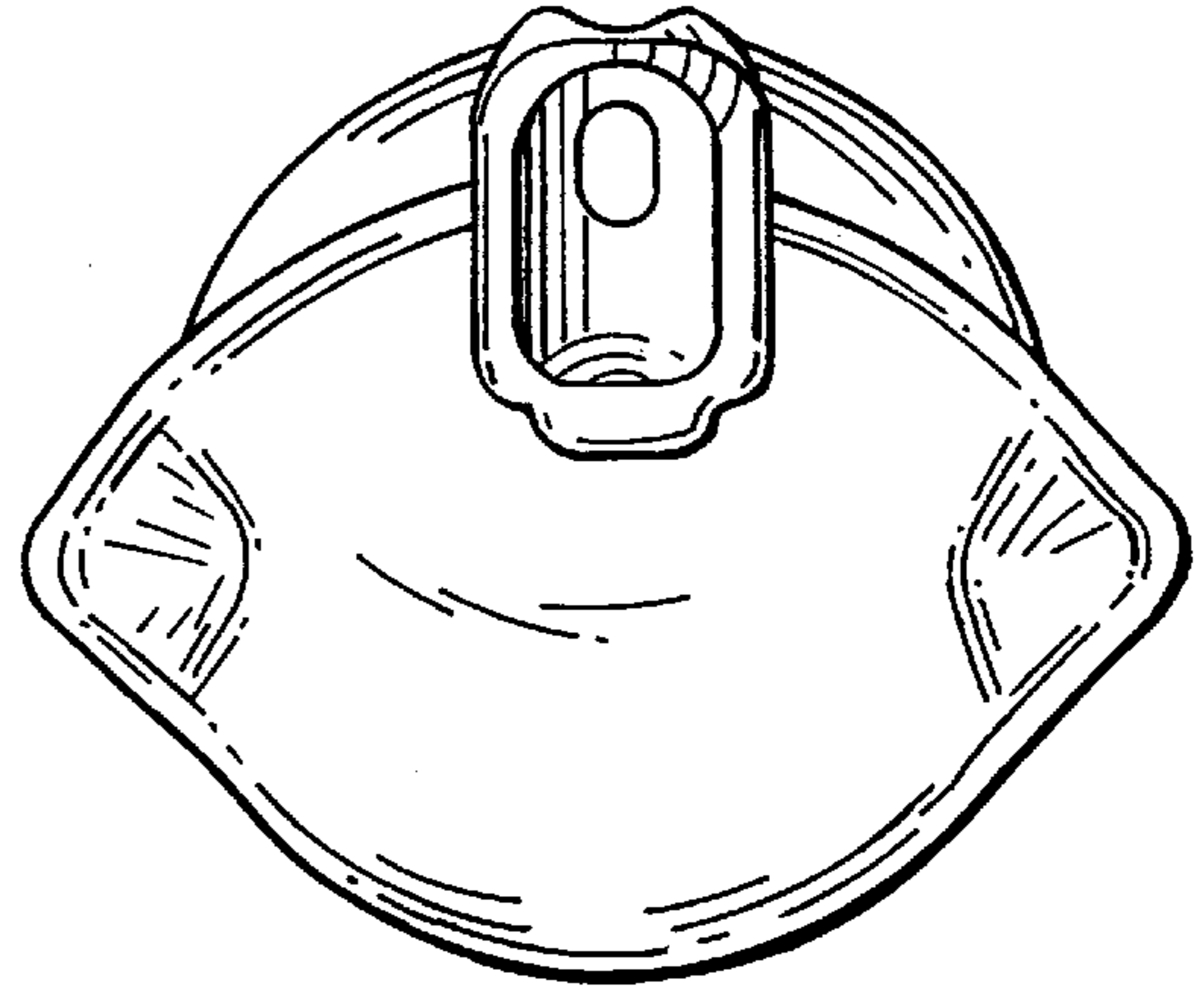


FIG. 6

