



US00D423291S

United States Patent [19]
Reimer

[11] **Patent Number: Des. 423,291**
[45] **Date of Patent: ** Apr. 25, 2000**

[54] **PLATE**
[75] **Inventor: Suzanne M. Reimer**, Cheektowaga,
N.Y.
[73] **Assignee: Oneida, Ltd.**, Oneida, N.Y.
[**] **Term: 14 Years**
[21] **Appl. No.: 29/109,587**
[22] **Filed: Aug. 18, 1999**
[51] **LOC (6) Cl. 07-01**
[52] **U.S. Cl. D7/573; D7/565; D7/578;**
D7/585
[58] **Field of Search D7/506, 539, 548,**
D7/549, 551.1, 551.3, 554.2, 556, 588,
559, 560, 563, 564, 567, 571, 573, 578,
519, 585, 586; D11/148, 158; 220/574,
575

D. 103,670 3/1937 Connor D7/554.2
D. 103,671 3/1937 Connor D7/551.3
D. 104,836 6/1937 Ebeling D7/578
D. 146,585 4/1947 Pouty D7/567
229,467 6/1880 Remhof D7/554.2
D. 245,218 8/1977 Jensen D7/588
D. 316,211 4/1991 Durand D7/588

OTHER PUBLICATIONS

Zodiac Bowl by Steuben Glass, New Yorker Magazine, p. 1,
Jul. 1949.
New Southwest parrern from Waechtersbach, p. 75, Apr.
1988.

Primary Examiner—M. N. Pandozzi
Attorney, Agent, or Firm—Wall Marjama Bilinski & Burr

[57] **CLAIM**

The ornamental design for a plate, as shown and described.

DESCRIPTION

FIG. 1 is a top plan view of a plate showing my new design;
FIG. 2 is a side elevation thereof;
FIG. 3 is a bottom plan view thereof; and,
FIG. 4 is a corss sectional view thereof taken along line 4—4
in FIG. 3.

[56] **References Cited**
U.S. PATENT DOCUMENTS

D. 16,191 8/1885 Lockwood D7/554.2
D. 39,263 4/1908 Schedell D7/578
D. 48,478 1/1916 Westerlind D7/578
D. 68,528 10/1925 Friedrich D7/573
D. 99,052 3/1936 Schreckengost D7/578

1 Claim, 2 Drawing Sheets

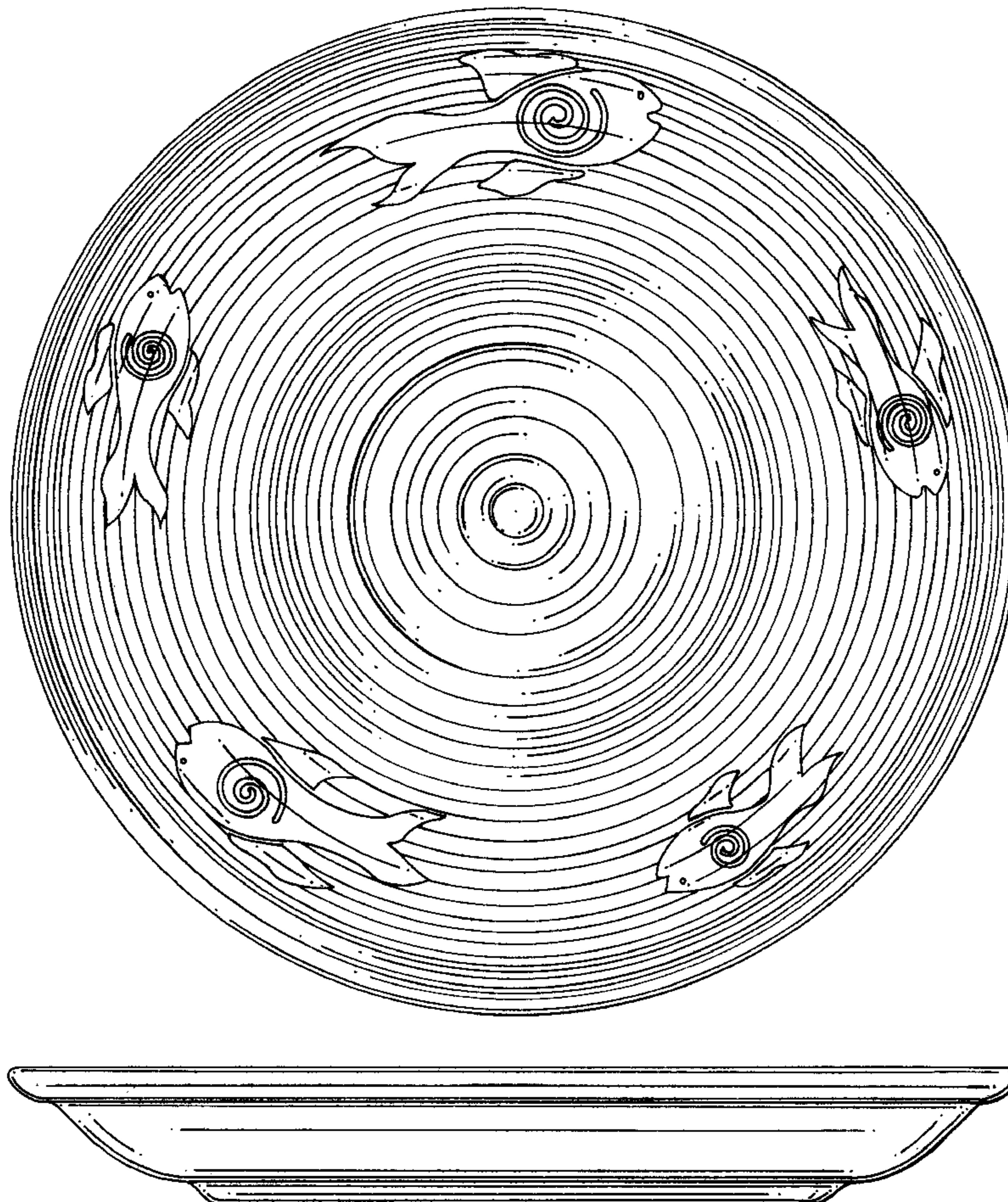




FIG.1




FIG.2

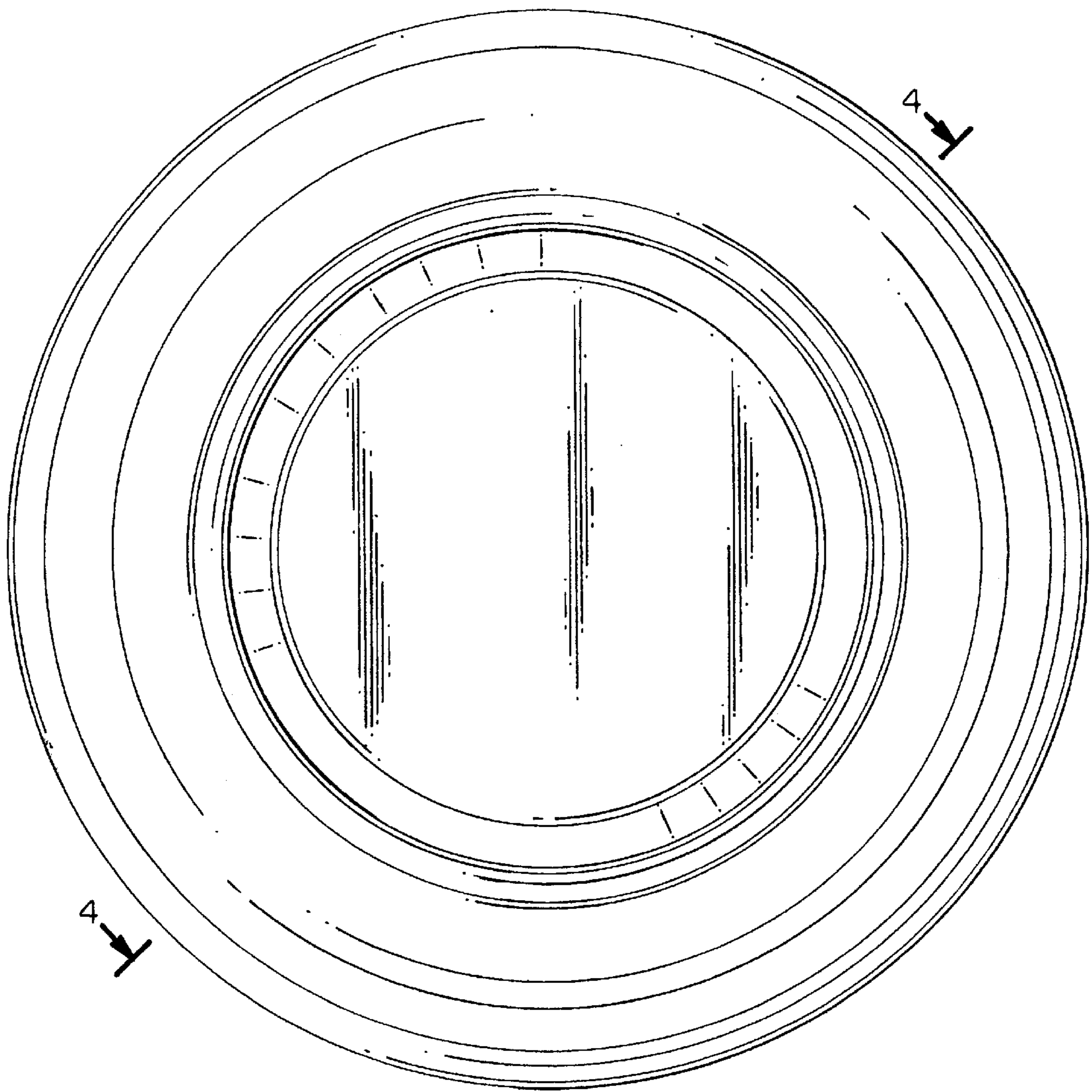


FIG. 3




FIG. 4