



US00D423287S

United States Patent [19]
Marchand

[11] **Patent Number: Des. 423,287**

[45] **Date of Patent: ** Apr. 25, 2000**

[54] **DOOR FOR AN OVEN, DRYER, WASHER OR SIMILAR APPLIANCE**

[75] Inventor: **Brian F. Marchand**, Penetanguishene, Canada

[73] Assignee: **Gemtron Corporation**, Sweetwater, Tenn.

[**] Term: **14 Years**

[21] Appl. No.: **29/096,973**

[22] Filed: **Nov. 24, 1998**

[51] **LOC (6) Cl.** **07-02**

[52] **U.S. Cl.** **D7/405; D32/3; D32/25; D32/28**

[58] **Field of Search** D7/339-349, 402-409; D23/415, 417-419; 219/458, 460, 464, 538, 552; 126/39 J, 39 E, 40, 39 R, 211, 214 R, 214 A, 214 C; 431/247; D32/2, 3, 5, 6, 8, 10-11, 25, 28

[56] **References Cited**

U.S. PATENT DOCUMENTS

D. 180,099 4/1957 Perl .

- D. 297,059 8/1988 Matsumoto et al. D32/8
- D. 320,489 10/1991 Marks et al. D32/3
- D. 377,853 2/1997 Sparks D32/3
- D. 379,734 6/1997 Baldwin D7/339
- D. 399,390 10/1998 Baldwin D7/405
- D. 403,471 12/1998 Brace D32/2

Primary Examiner—Ruth McInroy
Attorney, Agent, or Firm—Diller, Ramik & Wight, PC

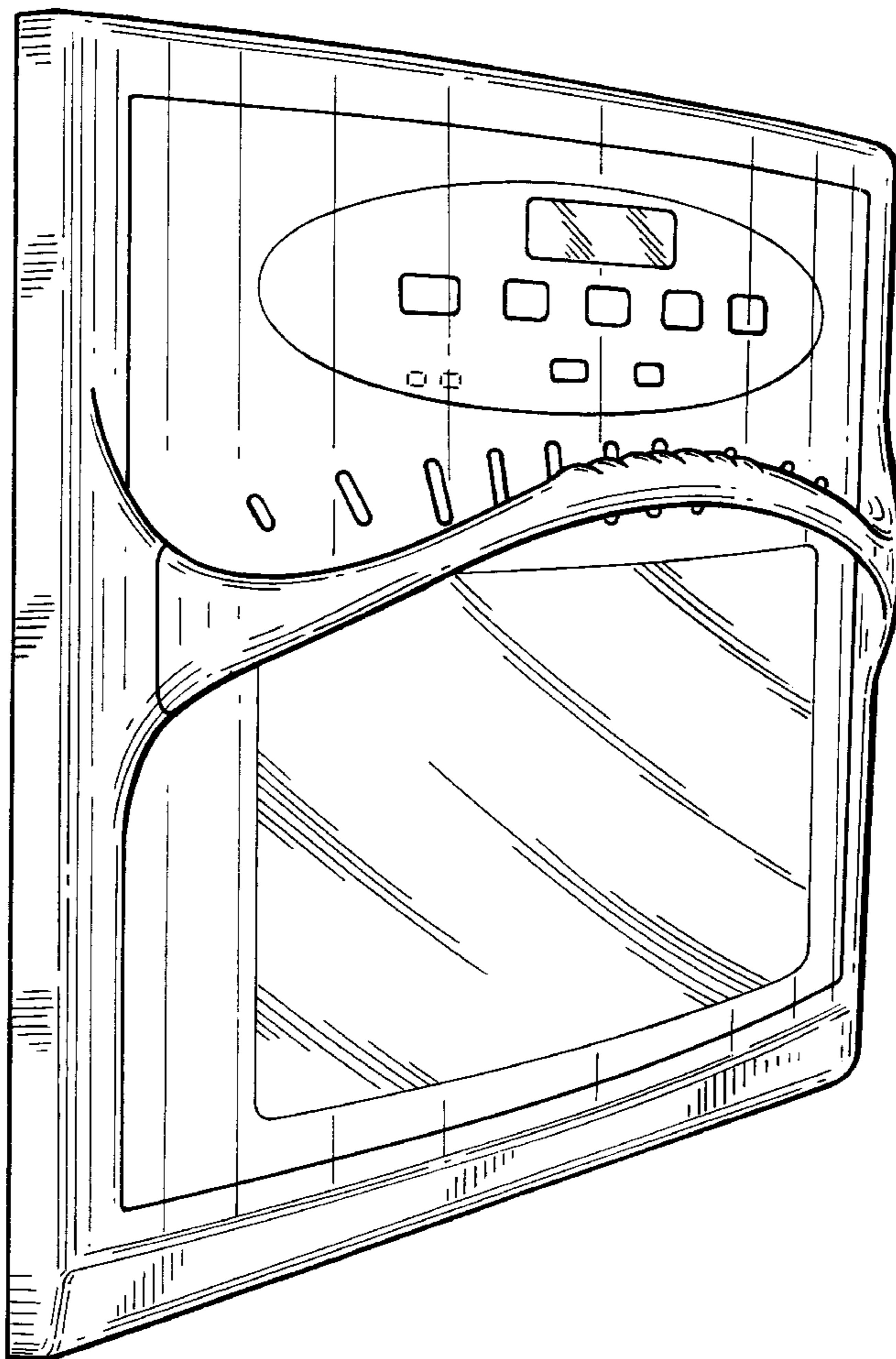
[57] **CLAIM**

The ornamental design for a door for an oven, dryer, washer or similar appliance, as shown and described.

DESCRIPTION

- FIG. 1 is a top perspective view of a door for an oven, dryer, washer or similar appliance showing by new design;
- FIG. 2 is a front elevational view thereof;
- FIG. 3 is a top plan view thereof;
- FIG. 4 is a side elevational view thereof; and,
- FIG. 5 is a bottom plan view thereof.

1 Claim, 3 Drawing Sheets



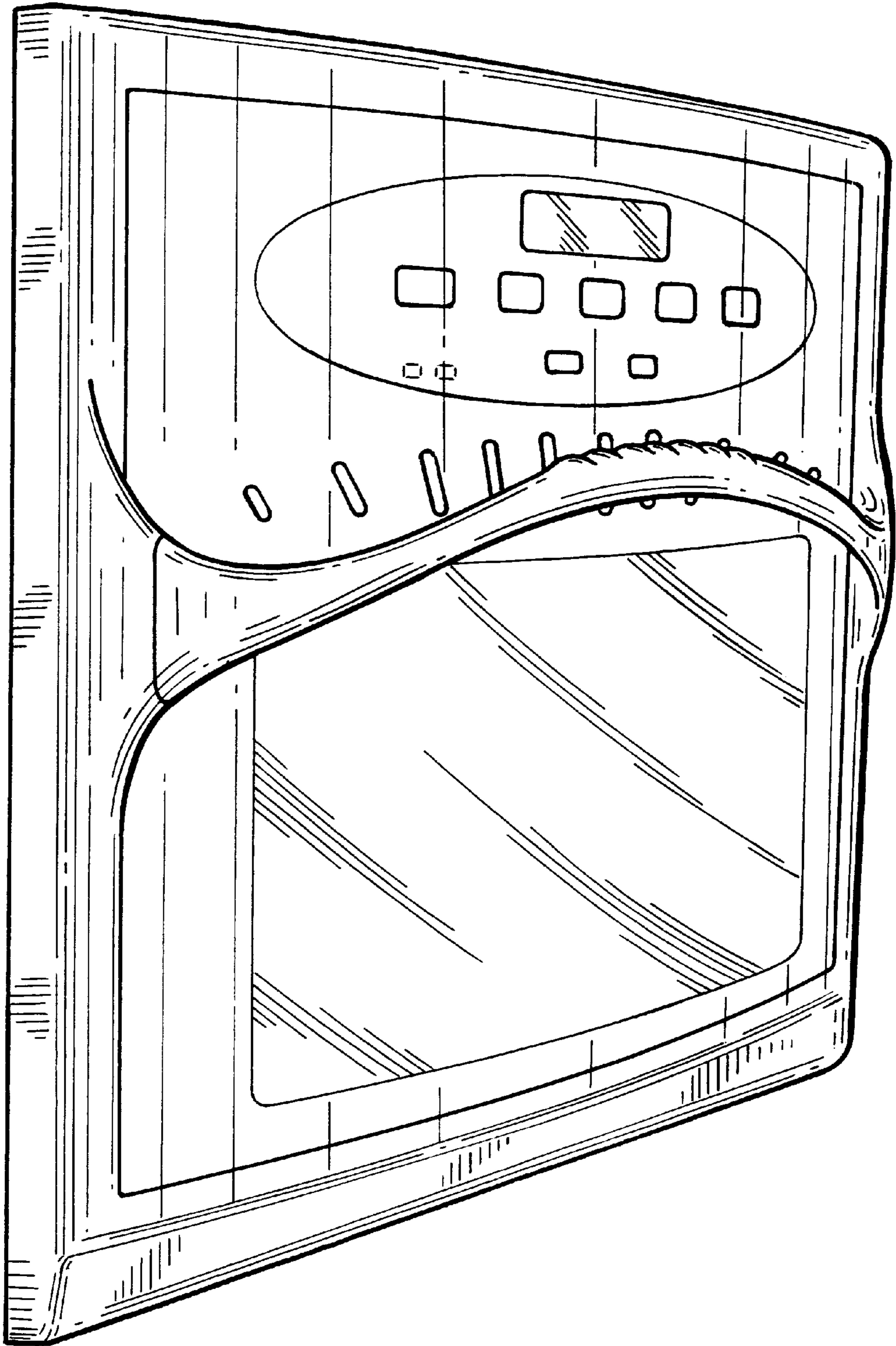


FIG. 1

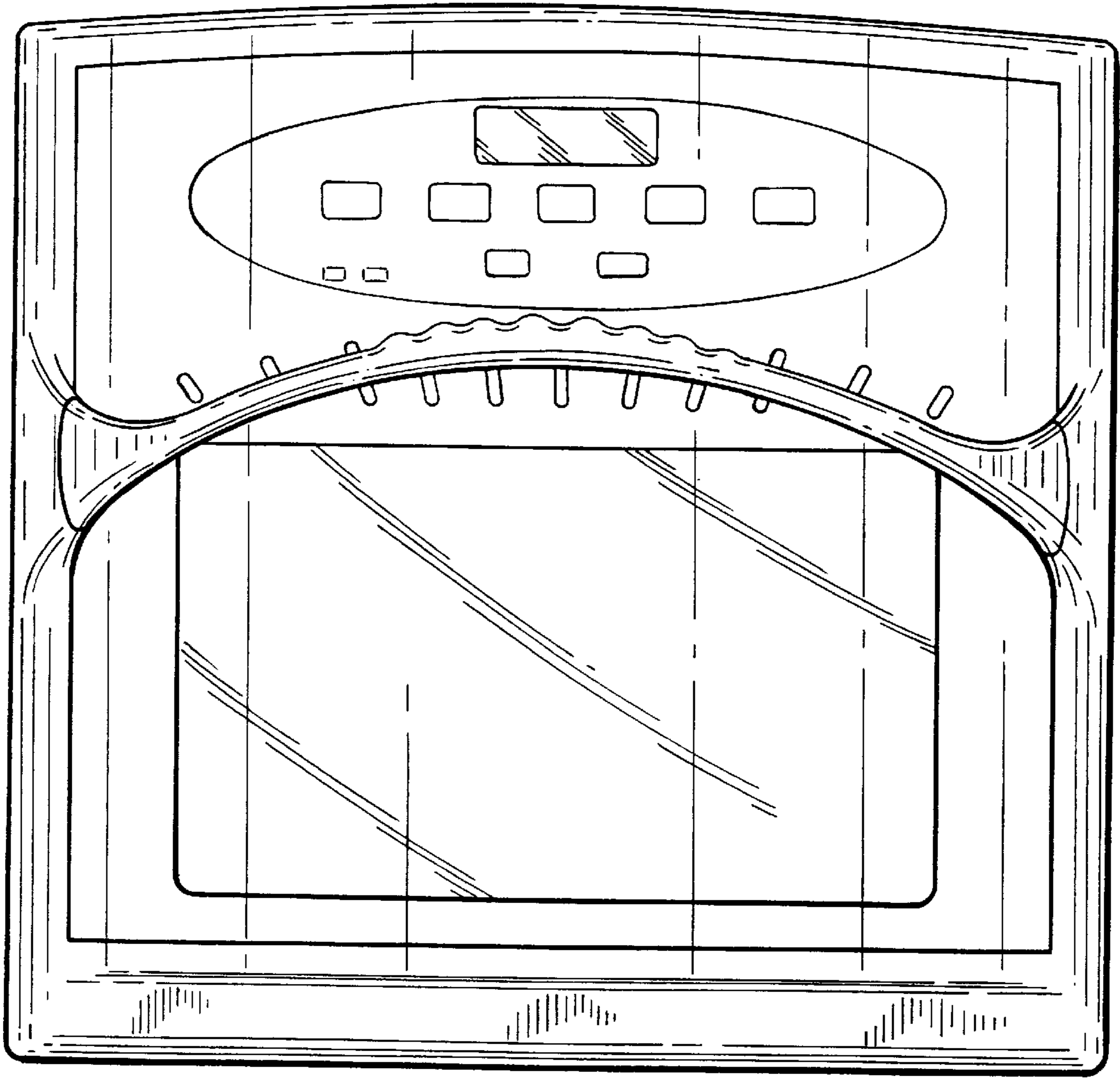


FIG. 2

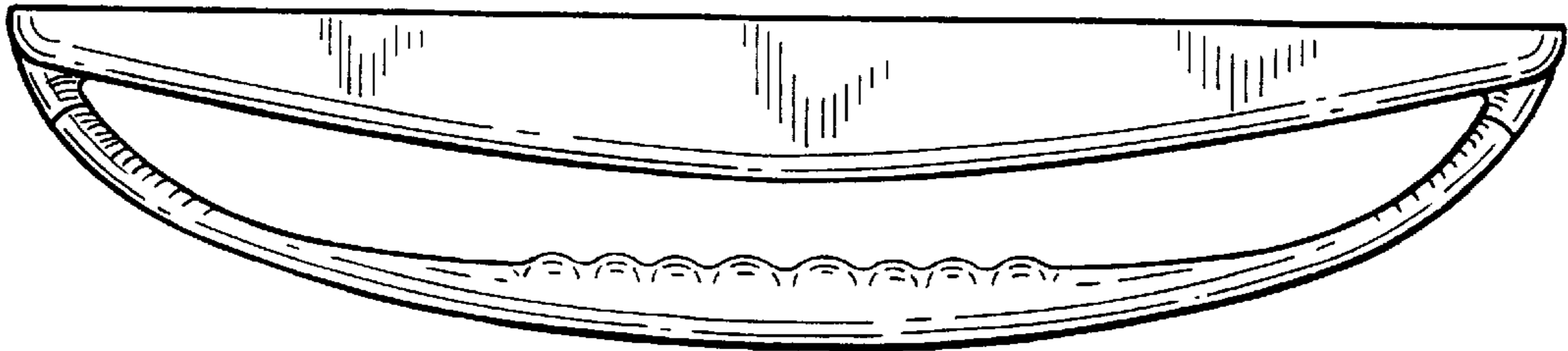


FIG. 3




FIG. 4

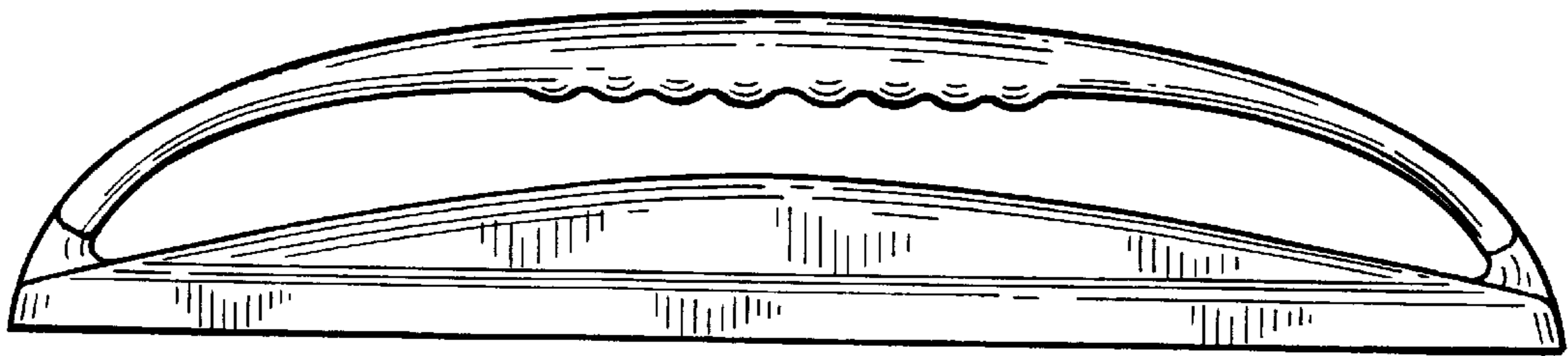


FIG. 5