



US00D423282S

**United States Patent** [19]  
**Montgelard**

[11] **Patent Number: Des. 423,282**

[45] **Date of Patent: \*\* Apr. 25, 2000**

[54] **HANDLE FOR A COOKING UTENSIL**

[75] Inventor: **Michel Montgelard**, Cran Gevrier,  
France

[73] Assignee: **Tefal S.A.**, Rumilly, France

[\*\*] Term: **14 Years**

[21] Appl. No.: **29/075,302**

[22] Filed: **Aug. 28, 1997**

[30] **Foreign Application Priority Data**

Feb. 28, 1997 [FR] France ..... 971.258

[51] **LOC (6) Cl.** ..... **07-02**

[52] **U.S. Cl.** ..... **D7/395**

[58] **Field of Search** ..... D7/323, 352-361,  
D7/393-395; 99/324; 16/110 R, 114 R,  
114 A, 110 A; 220/753, 912

[56] **References Cited**

**U.S. PATENT DOCUMENTS**

D. 193,202 7/1962 Eckersberg ..... D7/395

D. 199,799 12/1964 Rowley ..... D7/395  
D. 369,273 4/1996 Munari ..... D7/395  
D. 373,286 9/1996 Antonio ..... D7/361

*Primary Examiner*—Caron D. Veynar  
*Attorney, Agent, or Firm*—Young & Thompson

[57] **CLAIM**

The ornamental design for a handle for a cooking utensil, as shown and described.

**DESCRIPTION**

FIG. 1 is a top plan view of a handle for a cooking utensil, showing my new design;

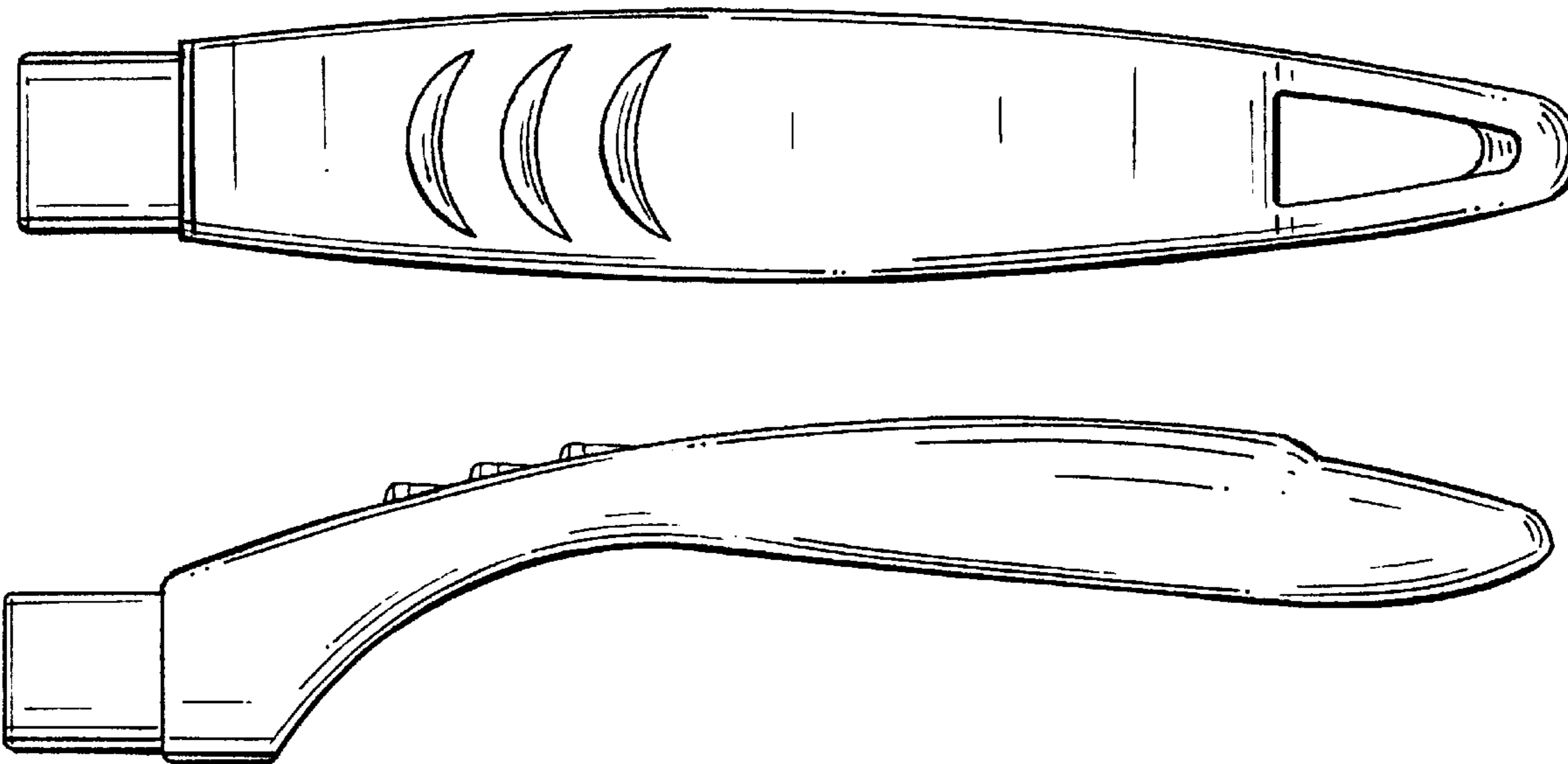
FIG. 2 is a bottom plan view thereof;

FIG. 3 is a side elevational view, the opposite side view being a mirror image thereof;

FIG. 4 is an end elevational view thereof from the right of FIG. 3; and,

FIG. 5 is an end elevational view thereof from the left of FIG. 3.

**1 Claim, 1 Drawing Sheet**






FIG. 1

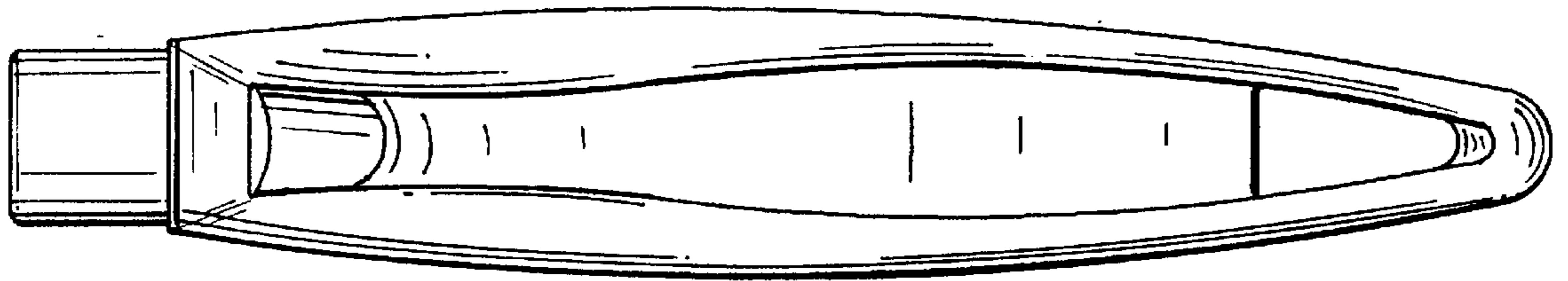


FIG. 2



FIG. 3

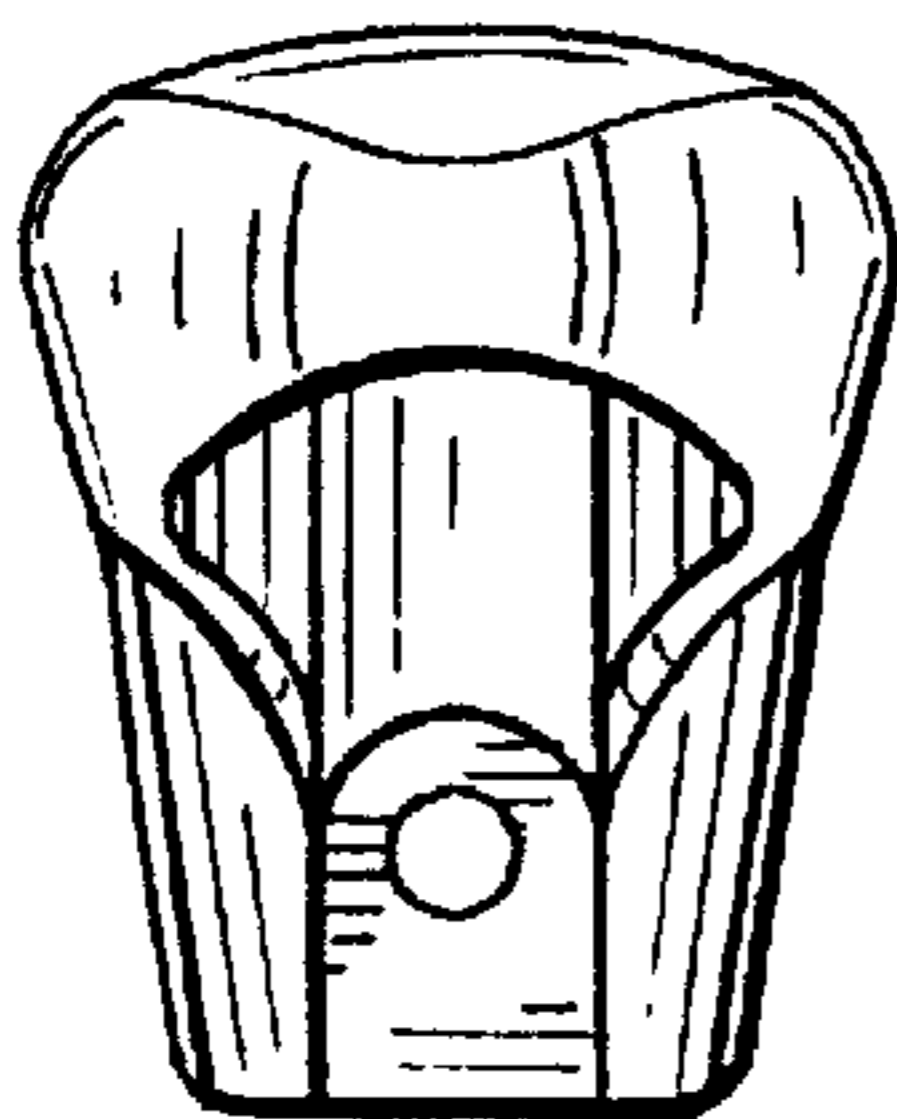


FIG. 4

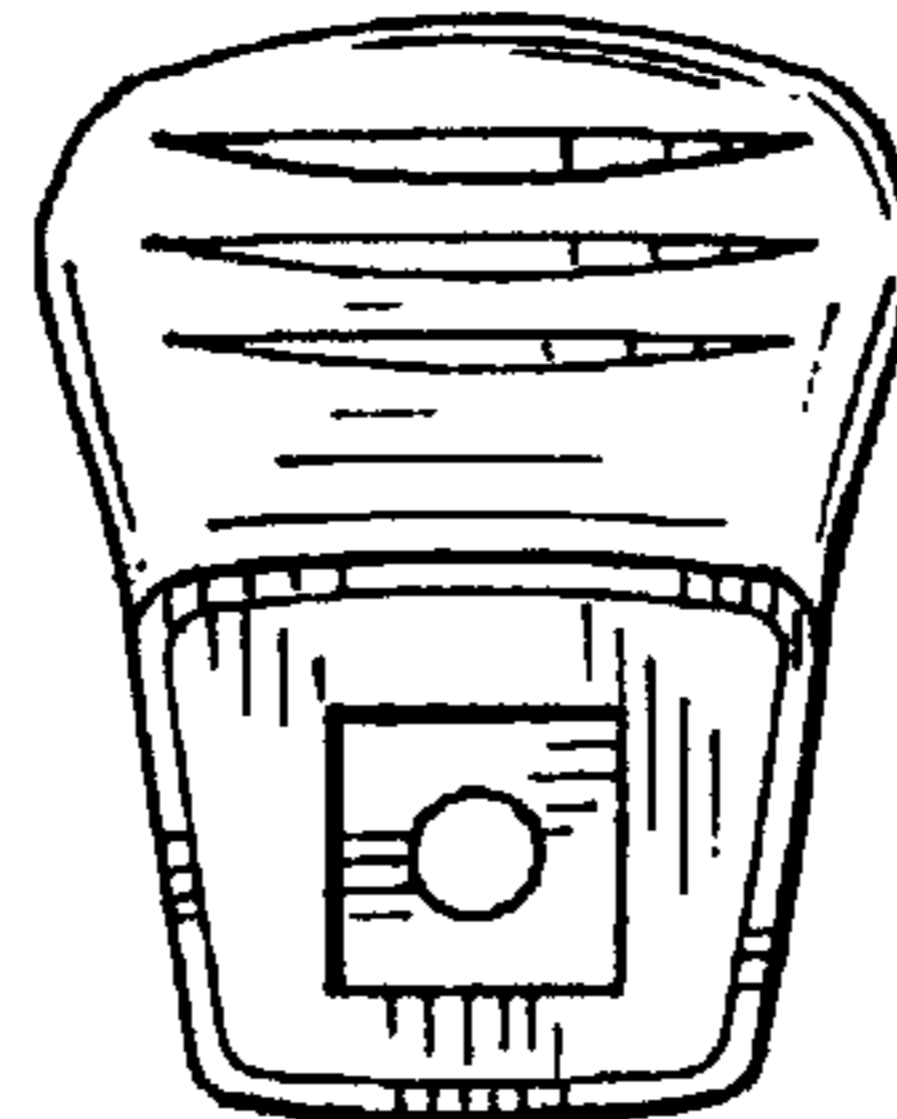


FIG. 5