



US00D423275S

United States Patent [19]

Wilsdorf et al.

[11] Patent Number: **Des. 423,275**

[45] Date of Patent: **** Apr. 25, 2000**

[54] **GAS COOK TOP**

[75] Inventors: **Gerd Wilsdorf, Olching; Frank Rieser, Kulmbach, both of Germany**

[73] Assignee: **BSH Bosch und Siemens Hausgeraete GmbH, Munich, Germany**

[**] Term: **14 Years**

[21] Appl. No.: **29/089,334**

[22] Filed: **Jun. 12, 1998**

[30] **Foreign Application Priority Data**

Dec. 12, 1997 [DE] Germany 97 11 646

[51] **LOC (6) Cl.** **07-02**

[52] **U.S. Cl.** **D7/346**

[58] **Field of Search** D7/340, 341, 346, D7/402, 407-408; 126/39 H, 39 J, 214 R, 211, 215-216, 214 A; 219/443, 466, 447

[56] **References Cited**

U.S. PATENT DOCUMENTS

D. 153,173 3/1949 Reeves D7/346

D. 188,361	7/1960	Poracki	D7/346
D. 193,232	7/1962	Brown	D7/346
D. 289,487	4/1987	Schultz	D7/346
D. 372,630	8/1996	Lewis et al.	D7/346
D. 383,030	9/1997	Beeren	D7/346

OTHER PUBLICATIONS

Arbitare, Jun.-1988, "stove top", back inside cover.

Primary Examiner—Ruth McInroy

Attorney, Agent, or Firm—Herbert L. Lerner; Laurence A. Greenberg; Werner H. Stemer

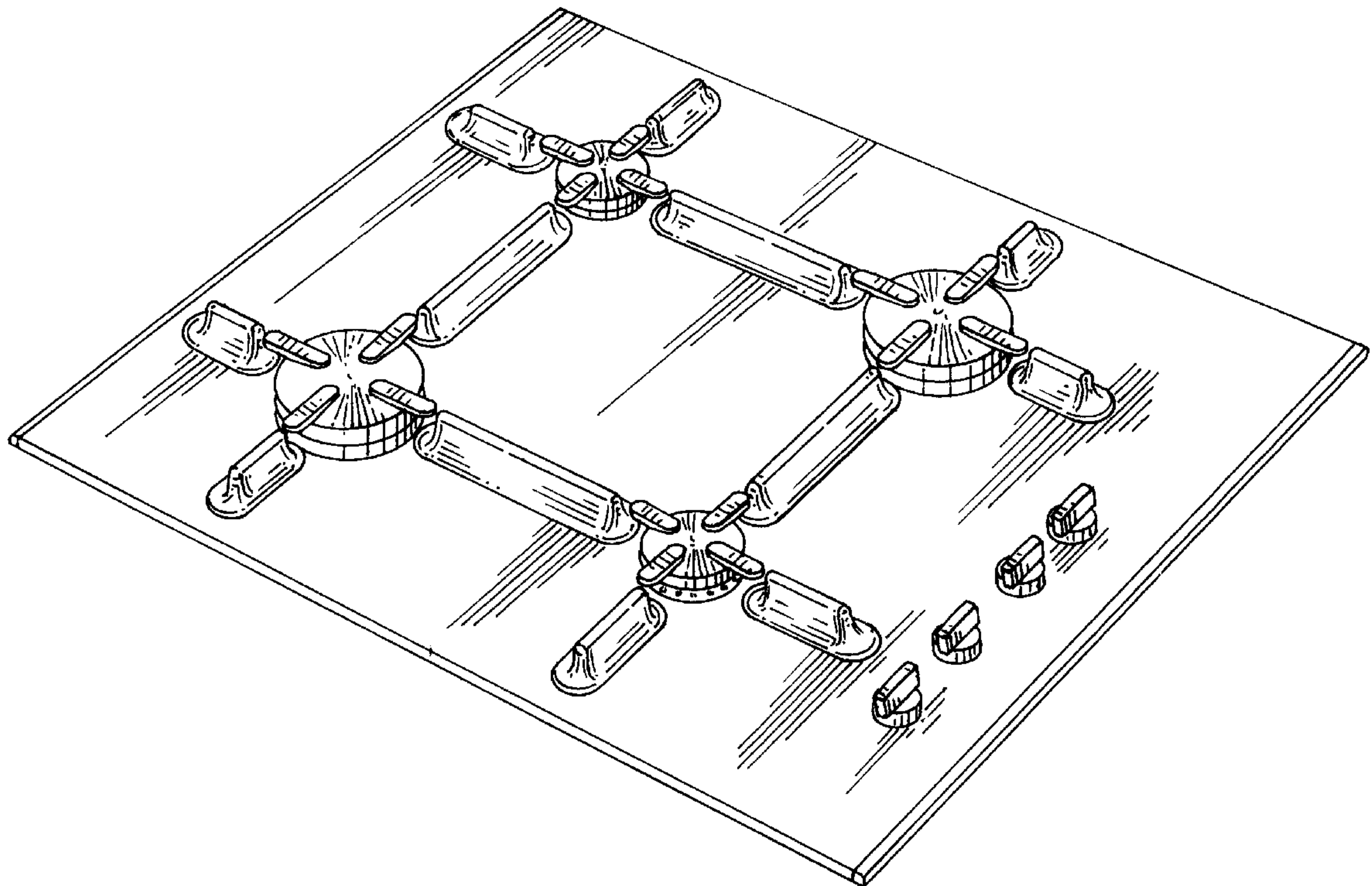
[57] **CLAIM**

The ornamental design for a gas cook top, as shown and described.

DESCRIPTION

FIG. 1 is a top perspective view of a gas cook top showing our new design,
FIG. 2 is a top plan view thereof;
FIG. 3 is a front-elevational view thereof;
FIG. 4 is a right, side-elevational view thereof;
FIG. 5 is a left, side-elevational view thereof; and,
FIG. 6 is rear-elevational view thereof.

1 Claim, 4 Drawing Sheets



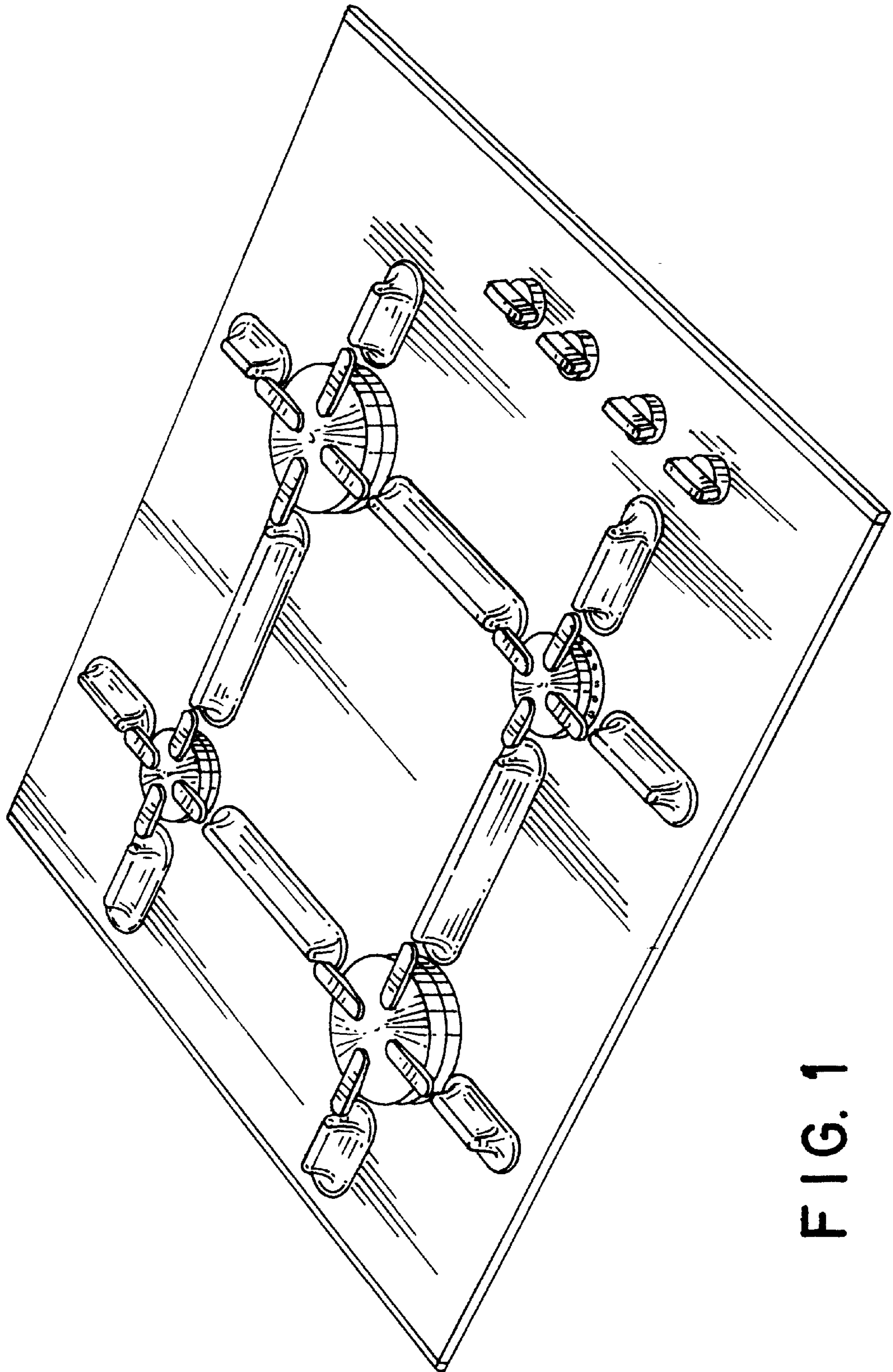


FIG. 1

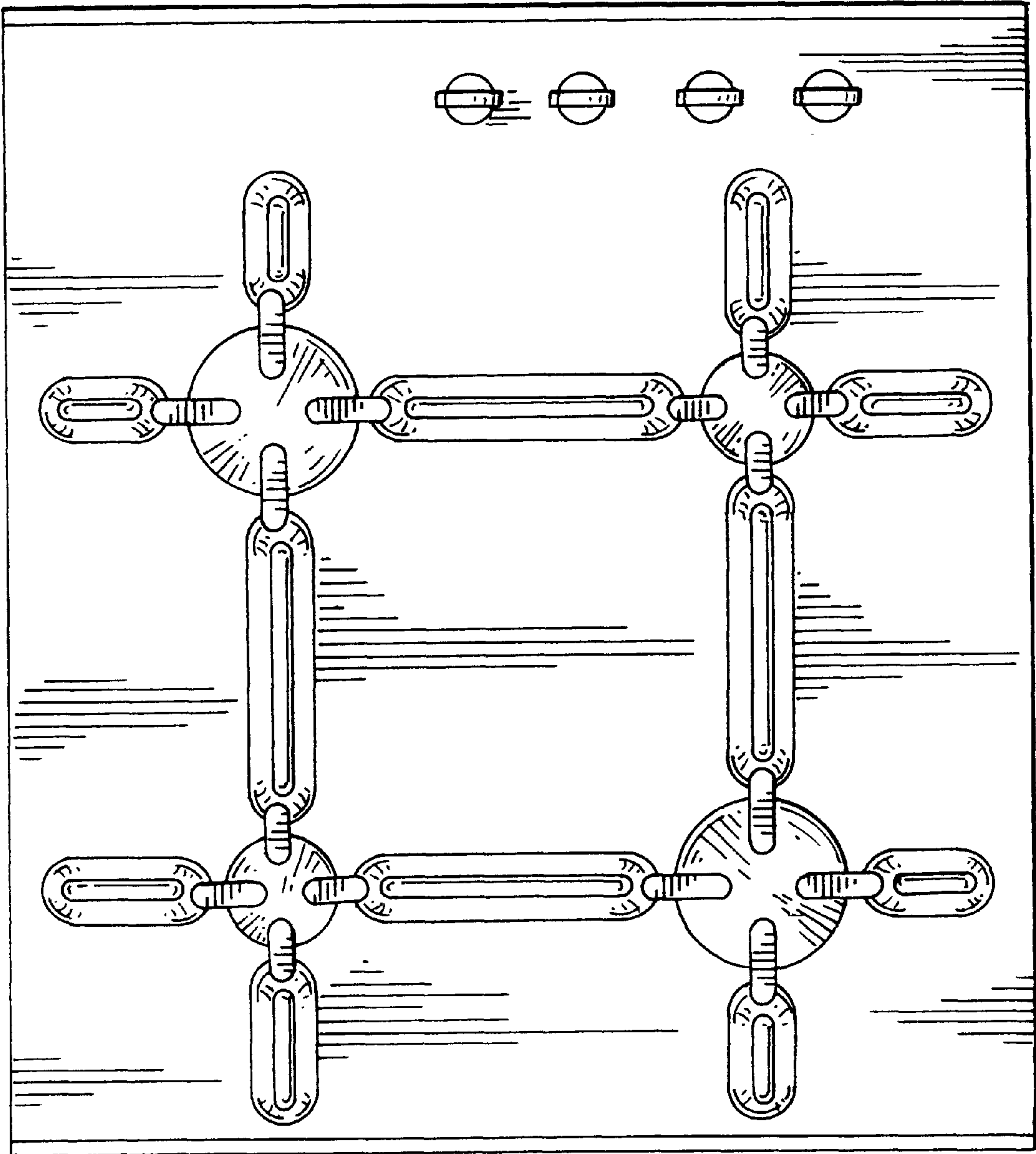


FIG. 2




FIG. 4



FIG. 3

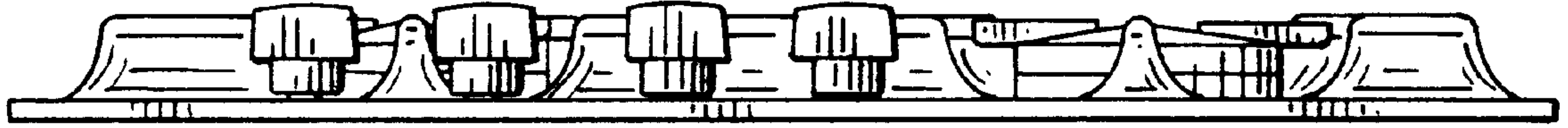


FIG. 5




FIG. 6