



US00D423260S

United States Patent [19] Grove

[11] **Patent Number: Des. 423,260**

[45] **Date of Patent: ** Apr. 25, 2000**

[54] **MESH BACK CHAIR WITH CUSHIONS**

[76] **Inventor: James E. Grove, 4316 Marina City Dr., #423CTN, Marina del Rey, Calif. 90292**

[**] **Term: 14 Years**

[21] **Appl. No.: 29/105,492**

[22] **Filed: May 17, 1999**

[51] **LOC (6) Cl. 06-06**

[52] **U.S. Cl. D6/500; D6/366**

[58] **Field of Search D6/334, 335, 364, D6/365, 366, 367, 379, 500, 501, 502; 297/411.2, 411.27, 411.36, 451.9**

[56] **References Cited**

U.S. PATENT DOCUMENTS

D. 379,567	6/1997	Grivet	D6/500
D. 382,149	8/1997	Pimental et al.	D6/500
D. 390,712	2/1998	Koepke et al.	D6/366
D. 401,428	11/1998	Kaczmarek	D6/366

D. 407,576	4/1999	Ritch et al.	D6/500
D. 407,911	4/1999	Bräuning	D6/366
D. 410,799	6/1999	Meda	D6/366
D. 411,396	6/1999	Stumpf	D6/501
D. 411,928	7/1999	Ritch et al.	D6/500

Primary Examiner—Gary D. Watson
Attorney, Agent, or Firm—Jack C. Munro


[57] **CLAIM**

The ornamental design for a mesh back chair with cushions, as shown and described.

DESCRIPTION

FIG. 1 is a front elevational view of the mesh back chair with cushions showing my new design; FIG. 2 is a right side elevational view thereof with the left side being identical but reversed; FIG. 3 is a rear elevational view thereof; FIG. 4 is a top plan view thereof; and, FIG. 5 is a bottom plan view thereof.

1 Claim, 1 Drawing Sheet



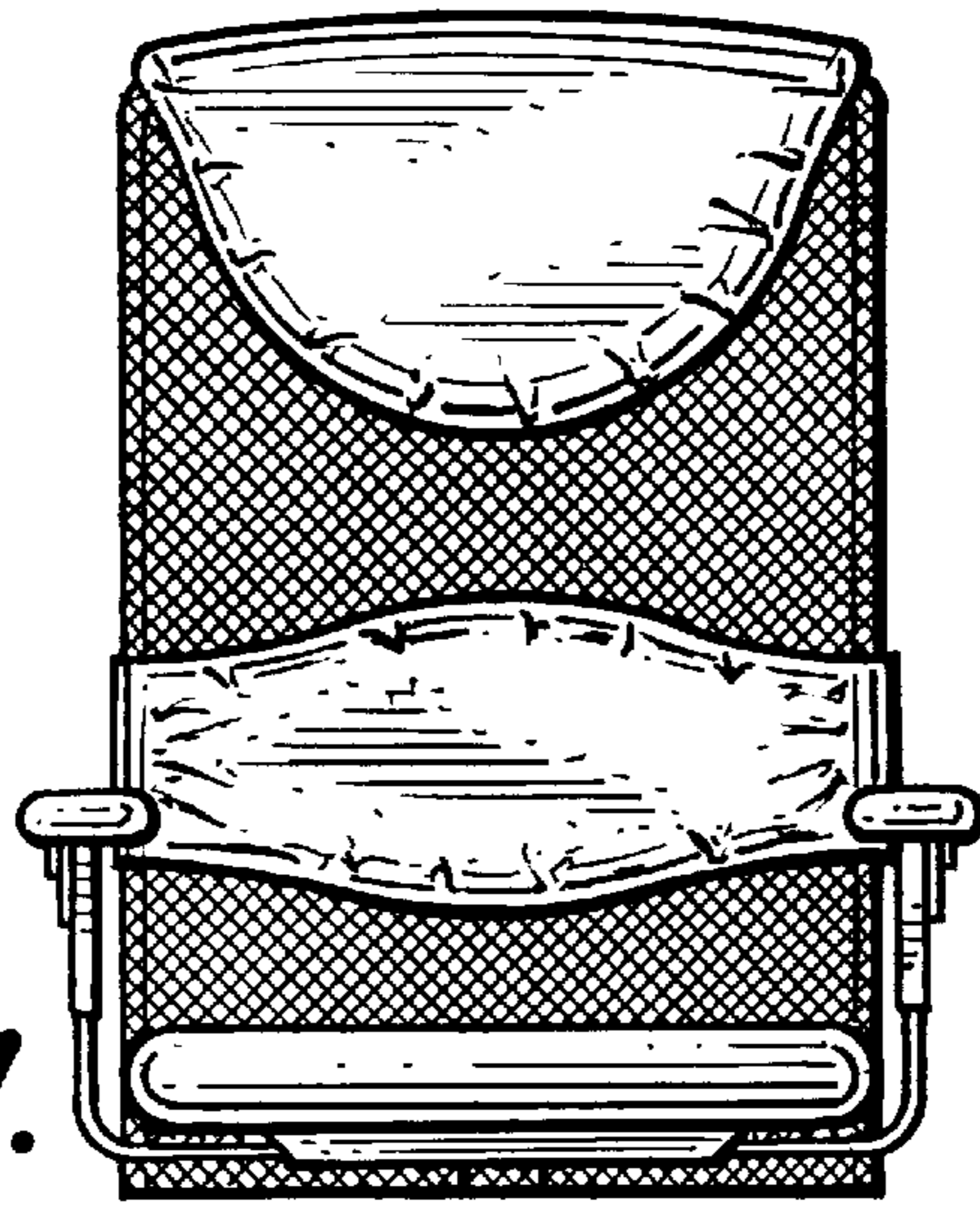


Fig. 1.

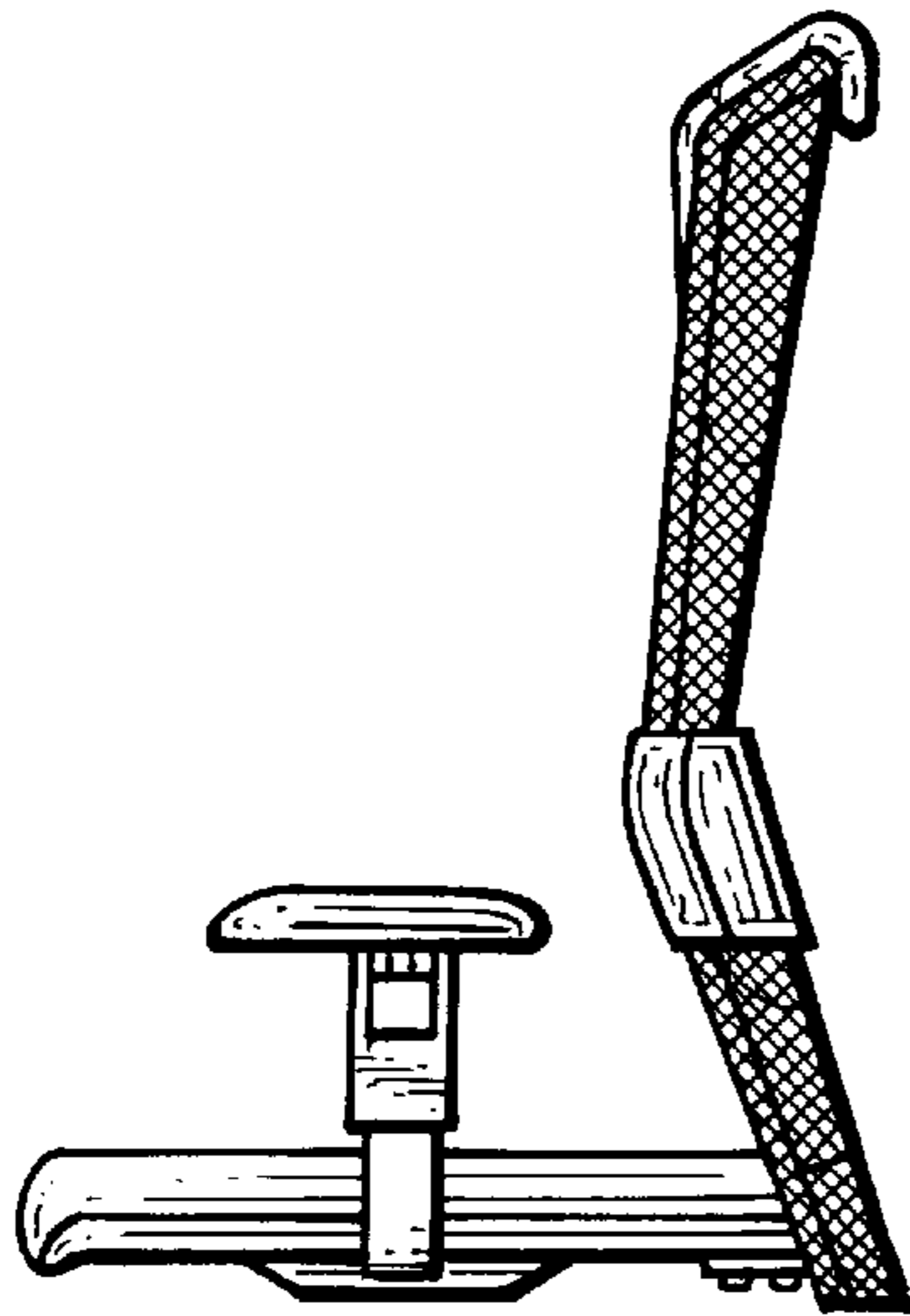


Fig. 2.

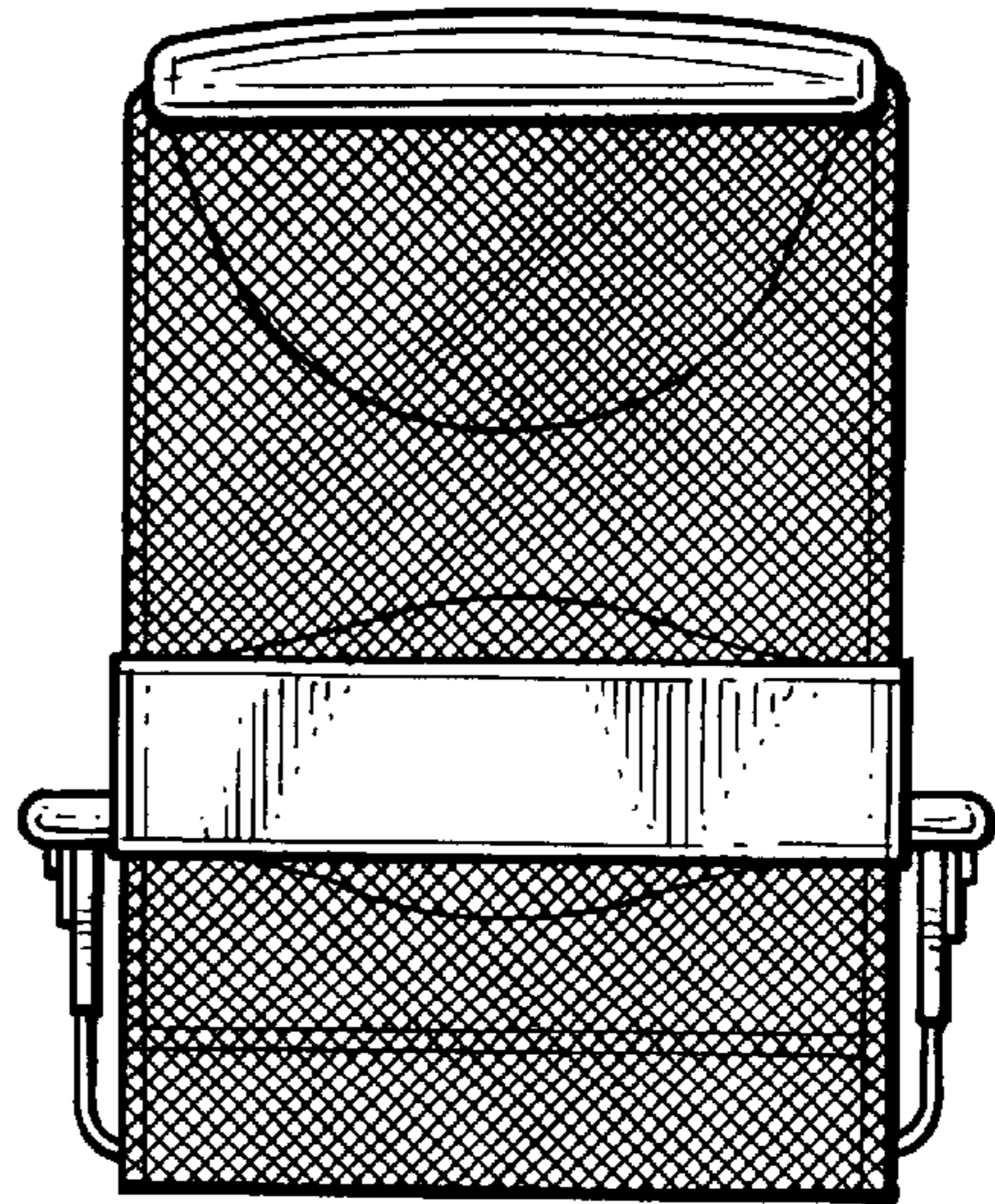


Fig. 3.




Fig. 4.

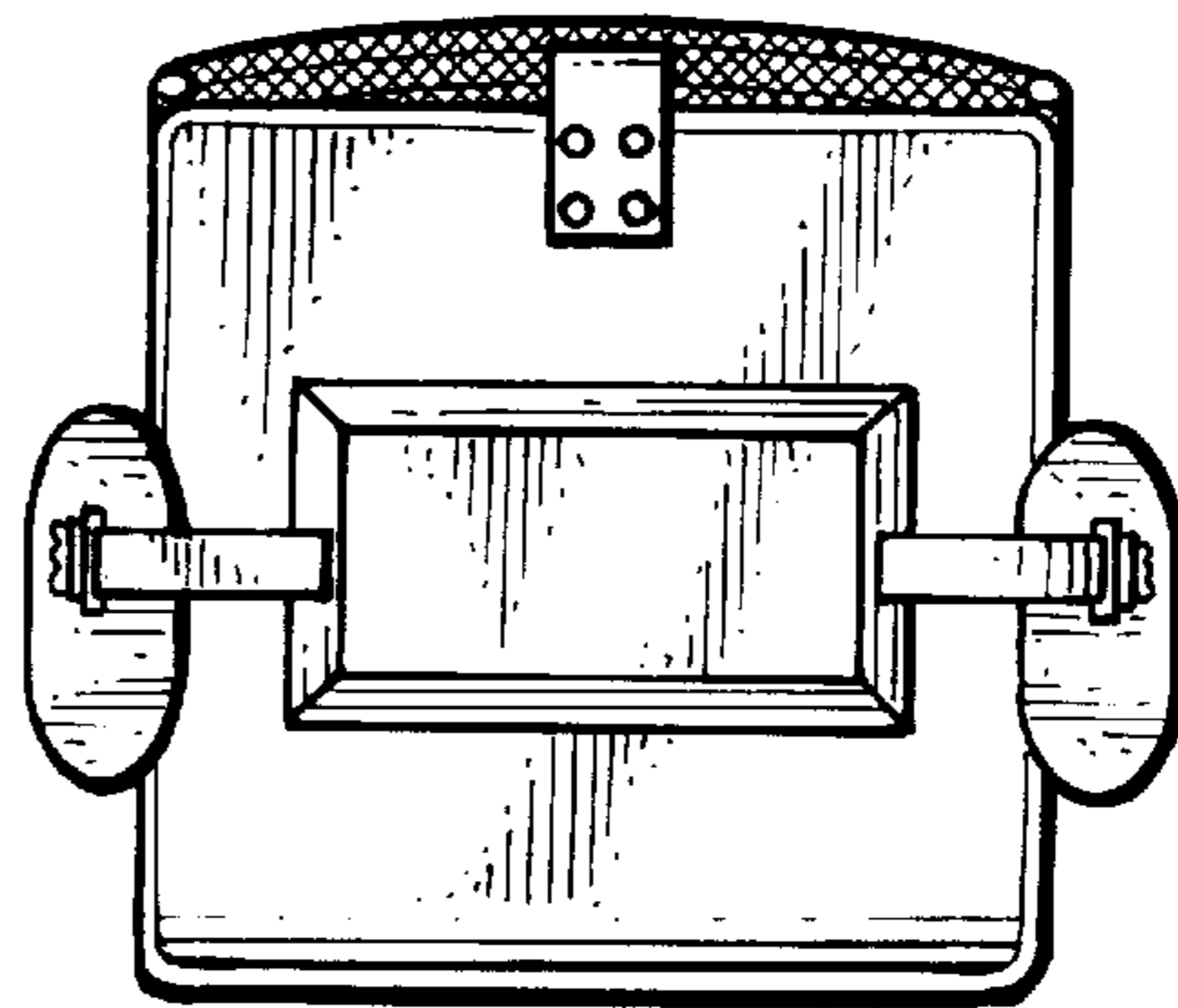


Fig. 5.