



US00D423258S

# United States Patent [19] Pinch

[11] **Patent Number: Des. 423,258**

[45] **Date of Patent: \*\* Apr. 25, 2000**

[54] **PAIR OF TABLE LEGS**

[75] Inventor: **Daniel R. Pinch**, Clermont, Fla.

[73] Assignee: **Cosco Management, Inc.**, Wilmington, Del.

[\*\*] Term: **14 Years**

[21] Appl. No.: **29/104,043**

[22] Filed: **Apr. 27, 1999**

**Related U.S. Application Data**

[63] Continuation of application No. 08/908,625, Aug. 7, 1997.

[51] **LOC (6) Cl.** ..... **06-06**

[52] **U.S. Cl.** ..... **D6/499; D6/495**

[58] **Field of Search** ..... D6/480-489, 495-499, D6/429, 430, 431; 108/153.1, 155, 156, 157.1, 161, 36, 127, 129, 131; 248/188, 188.1, 188.8

[56] **References Cited**

**U.S. PATENT DOCUMENTS**

D. 120,487 5/1940 Levine ..... D6/499  
3,349,728 10/1967 Barecki et al. .... 108/131  
4,951,576 8/1990 Cobos et al. .... 108/131

*Primary Examiner*—Janice E. Seeger  
*Attorney, Agent, or Firm*—Barnes & Thornburg

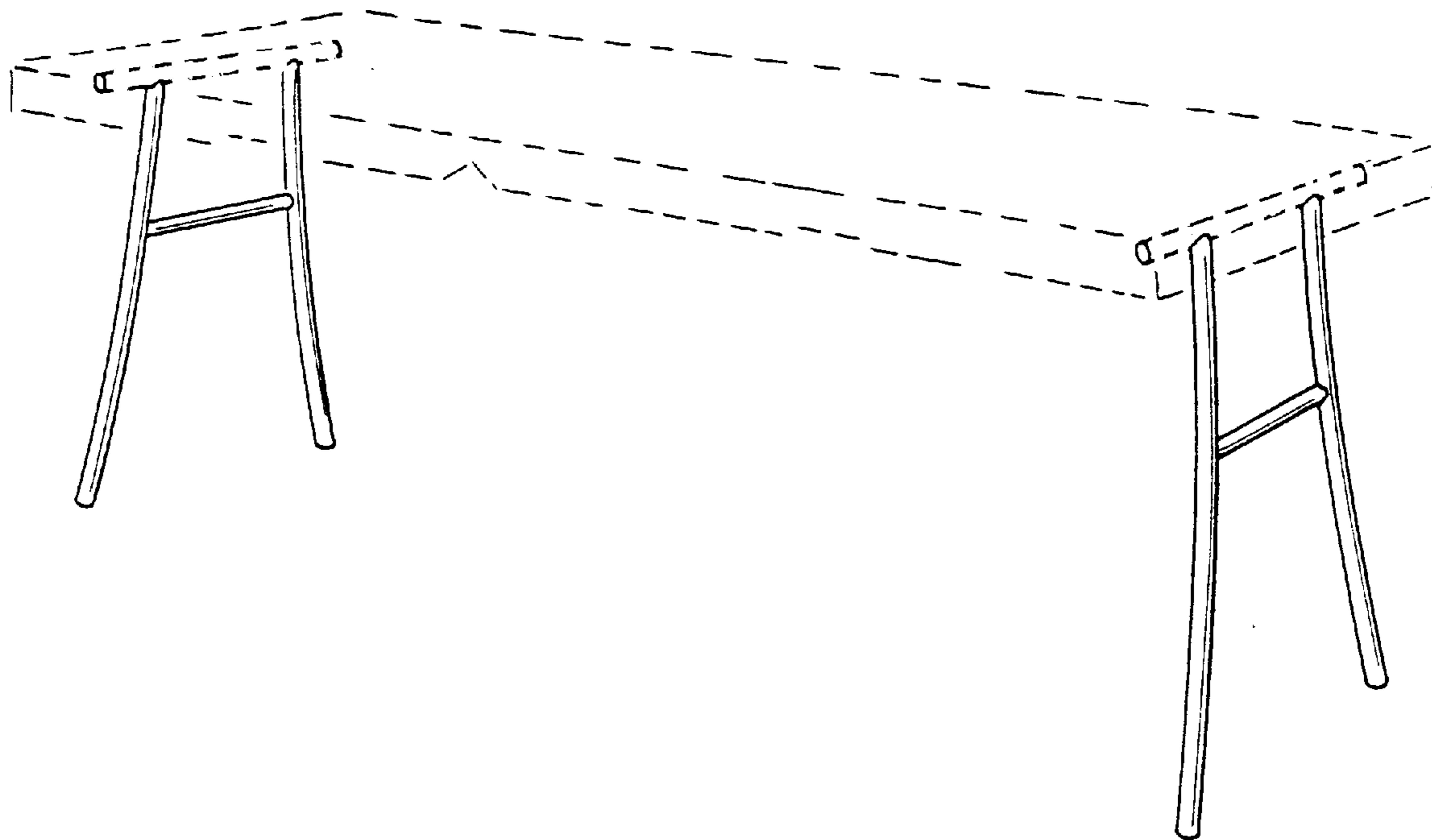
[57] **CLAIM**

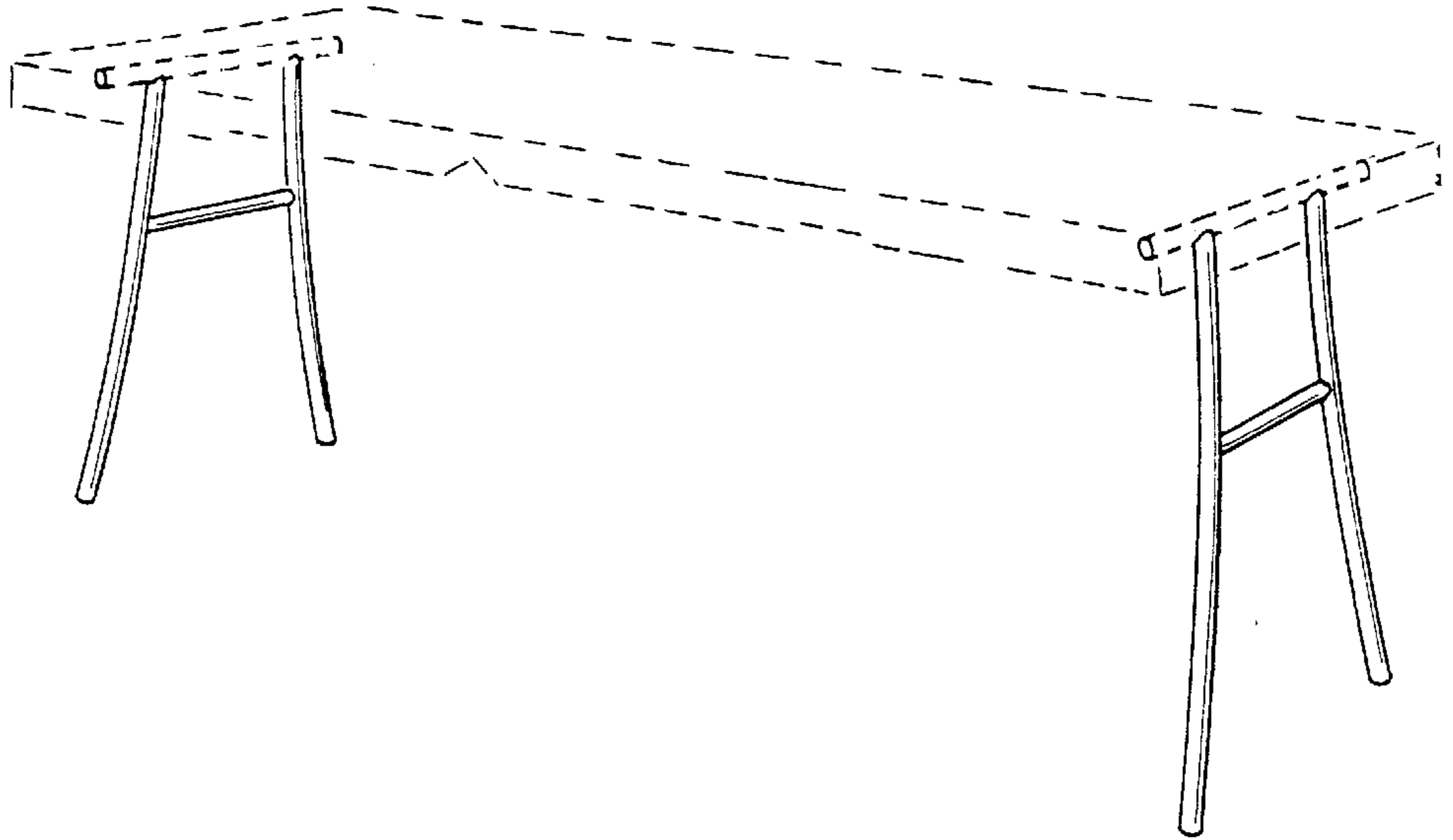
The ornamental design for a pair of table legs, as shown and described.

**DESCRIPTION**

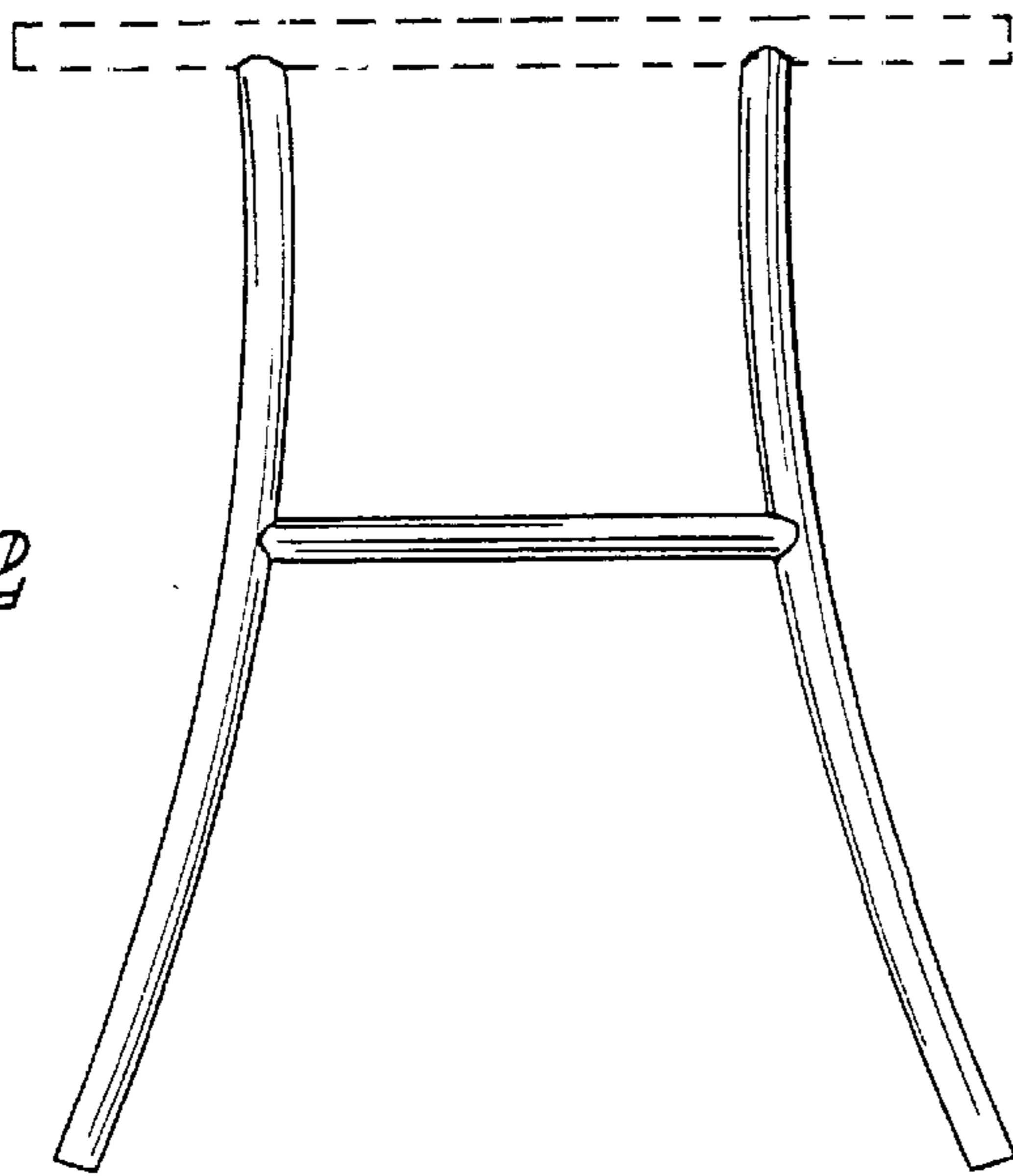
FIG. 1 is a perspective view of a pair of table legs illustrating my new table leg design; FIG. 2 is a front elevational view thereof; and, FIG. 3 is a side elevational view thereof. The broken lines are for environmental purposes only and form no part of the claimed design.

**1 Claim, 1 Drawing Sheet**





*FIG. 1*



*FIG. 2*



*FIG. 3*