



US00D423253S

United States Patent [19]
Conrad et al.

[11] **Patent Number: Des. 423,253**
[45] **Date of Patent: ** Apr. 25, 2000**

[54] **DISPLAY STAND FOR ARTICLES**

[75] Inventors: **Karen T. Conrad**, New Milford, Conn.;
John A Jepsen, Jr., Crystal Lake, Ill.;
Joseph T. Ricci, Bethel; **Christopher J. DeMarco**, Brookfield, both of Conn.

[73] Assignee: **Duracell Inc.**, Bethel, Conn.

[**] Term: **14 Years**

[21] Appl. No.: **29/099,995**

[22] Filed: **Feb. 2, 1999**

[51] **LOC (6) Cl.** **06-04**

[52] **U.S. Cl.** **D6/462**

[58] **Field of Search** D6/462-467, 499,
D6/509; 211/49.1, 44, 45, 85.26, 59.2,
181.1, 182; 248/176.1, 127, 175, 146, 153,
163.1

[56] **References Cited**

U.S. PATENT DOCUMENTS

D. 176,557 1/1956 Salton D6/462
D. 270,216 8/1983 Kusner D6/462

D. 273,256 4/1984 Marcus D6/462
D. 364,516 11/1995 Helenowski D6/462
D. 371,023 6/1996 Higgins D6/462
D. 389,340 1/1998 Kao D6/462
5,190,305 3/1993 Putman 211/182 X

Primary Examiner—Doris V. Coles
Assistant Examiner—Linda Brooks
Attorney, Agent, or Firm—Barry D. Josephs; Paul I. Douglas; Thomas G. Krivulka

[57] **CLAIM**

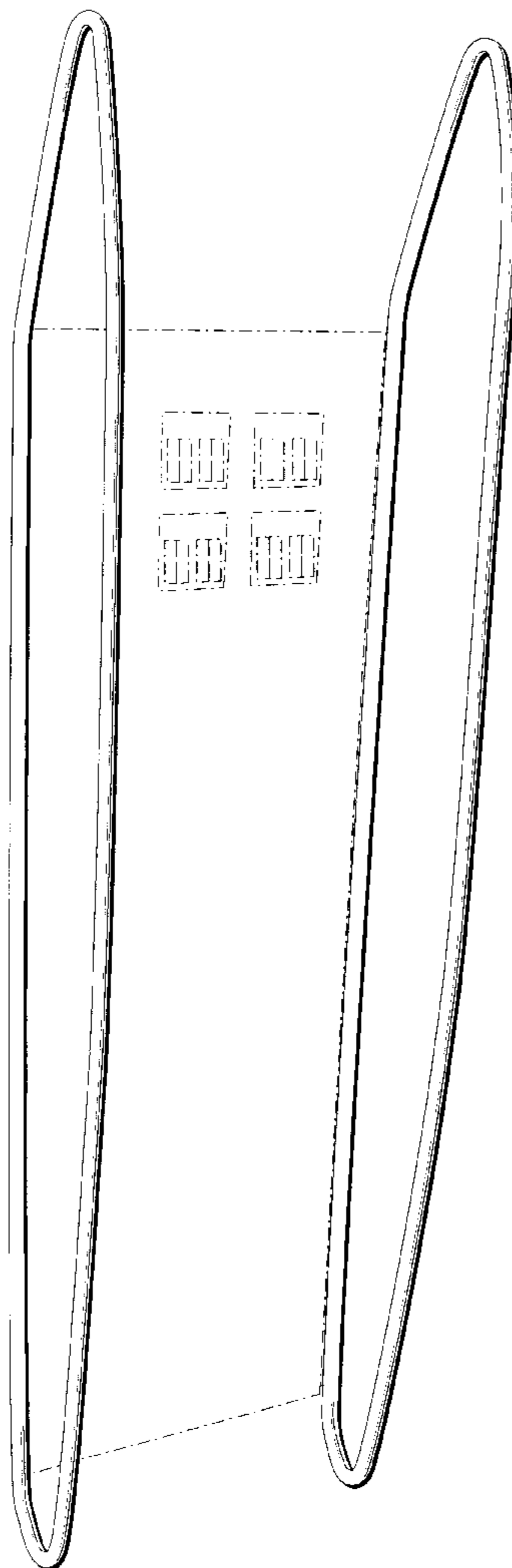
The ornamental design for a display stand for articles, as shown and described.

DESCRIPTION

FIG. 1 is a perspective view of the display stand for articles; FIG. 2 is a front elevation view thereof; FIG. 3 is a side elevation view thereof; the opposite side being a mirror image; and, FIG. 4 is a rear elevation view thereof.

The broken line disclosure of unclaimed environmental structure shown in the drawings is for illustrative purposes only and does not constitute a part of the claimed design.

1 Claim, 4 Drawing Sheets






Fig. 1




Fig. 2




Fig. 3




Fig. 4