



US00D423246S

United States Patent [19] Cain

[11] Patent Number: Des. 423,246

[45] Date of Patent: ** Apr. 25, 2000

[54] **BEDSTEAD**

[75] Inventor: **Charles C. Cain**, High Point, N.C.

[73] Assignee: **Thomasville Furniture Industries, Inc.**, Thomasville, N.C.

[**] Term: **14 Years**

[21] Appl. No.: **29/095,064**

[22] Filed: **Oct. 15, 1998**

[51] **LOC (6) Cl.** **06-01**

[52] **U.S. Cl.** **D6/393**

[58] **Field of Search** D6/382, 388-395,
D6/305-308; 5/53.1, 279.1, 280, 281, 907

[56] **References Cited**

U.S. PATENT DOCUMENTS

D. 81,340	6/1930	Kindel	D6/393
D. 340,593	10/1993	Black	D6/393
D. 349,614	8/1994	Ferguson	D6/393
D. 353,949	1/1995	Ferguson	D6/389

OTHER PUBLICATIONS

Westminster Bed, The Ralph Lauren Furniture Collection, believed to be prior art.

Palmer Plantation Bed, The Palmer Home Collection, Lexington Furniture Industries, pp. 10, 11, and 192, believed to be prior art.

Attached photograph of a bed, unknown source, believed to be prior art.

Rice Poster Bed, Collector's Cherry Collection, Thomasville Furniture Industries, Inc., p. 3, believed to be prior art.

Spiegel, Spring/Summer 1996, p. 323, bed.

Levitz, Nov. 1994, bed at top.

Primary Examiner—Janice E. Seeger
Attorney, Agent, or Firm—Rhodes & Mason, P.L.L.C.

[57] **CLAIM**

The ornamental design for a bedstead, as shown and described.

DESCRIPTION

FIG. 1 is a left front perspective view of a bedstead showing my new design;

FIG. 2 is a front elevational view of the headboard section of my new design;

FIG. 3 is a side view of the headboard section of my new design, the opposite side being a mirror image thereof;

FIG. 4 is a side view of the footboard section of my new design, the opposite side being a mirror image thereof;

FIG. 5 is a front elevational view of the footboard section of my new design;

FIG. 6 is a rear view of the footboard section of my new design;

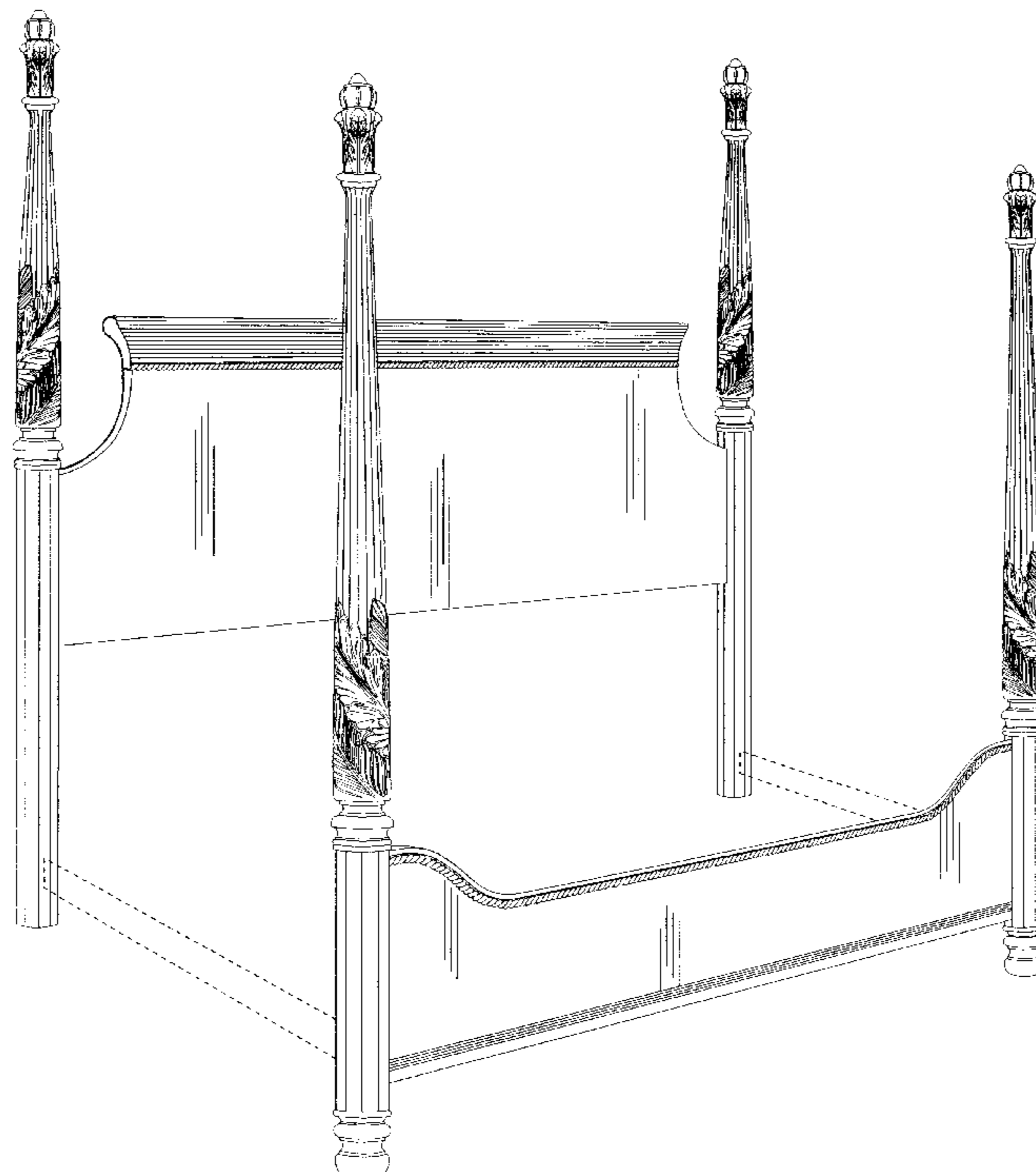
FIG. 7 is an enlarged partial view of the headboard section of my new design;

FIG. 8 is an enlarged partial view of the headboard section of my new design; and,

FIG. 9 is an enlarged partial perspective view of the footboard section of my new design.

The bottom views (not shown) of the headboard and footboard sections and the rear view (not shown) of the headboard section form no part of the claimed design. The broken line showing of environmental elements is for illustrative purposes only and forms no part of the claimed design.

1 Claim, 8 Drawing Sheets



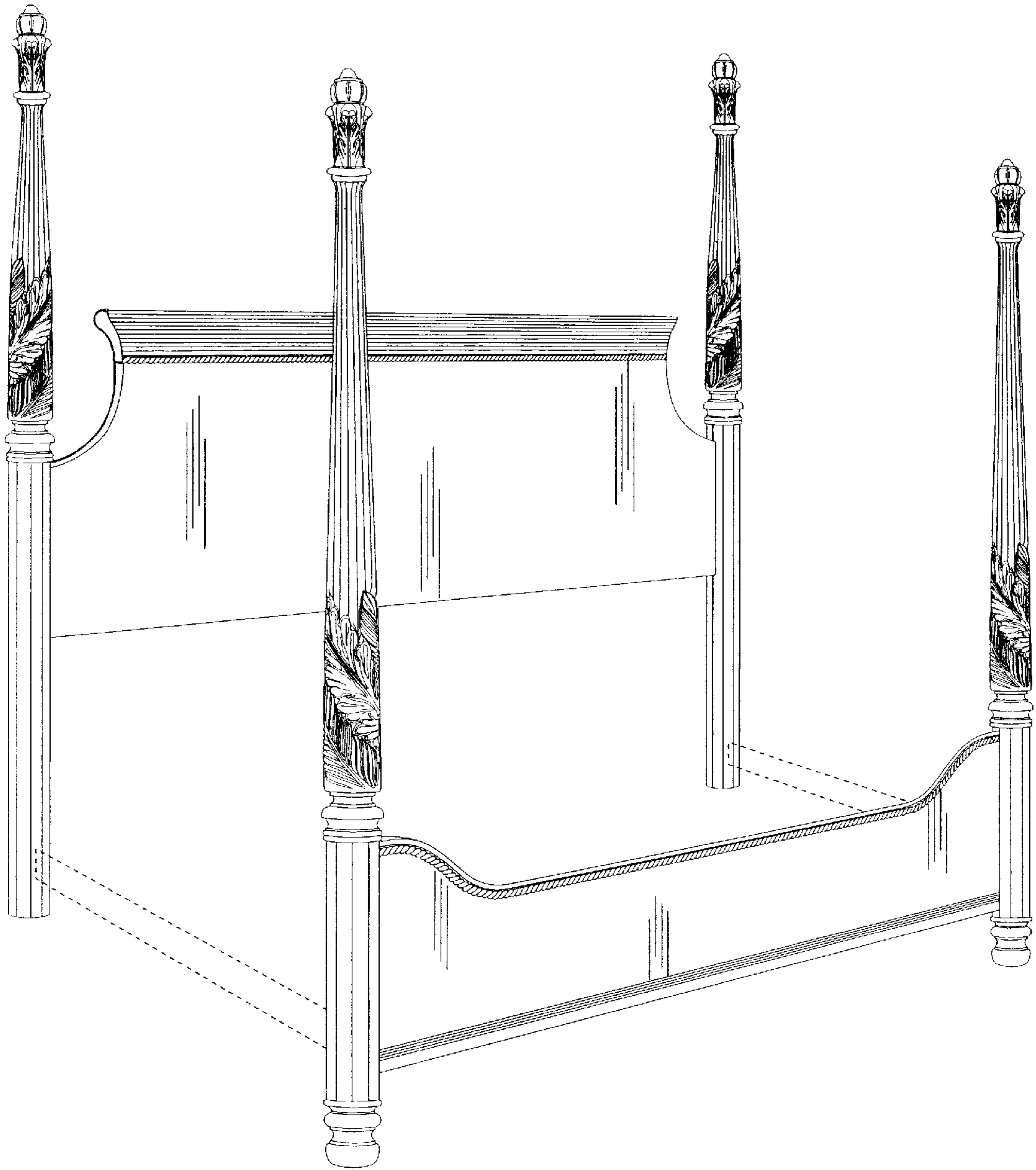


FIG. 1




FIG. 2




FIG. 3

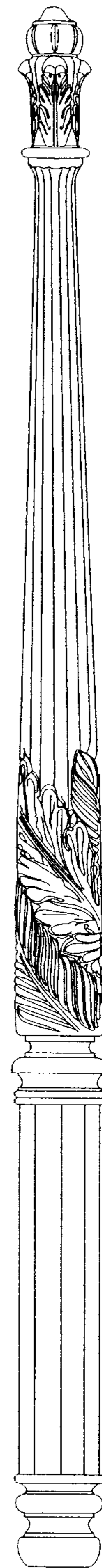


FIG. 4




FIG. 5




FIG. 6




FIG. 7




FIG. 8

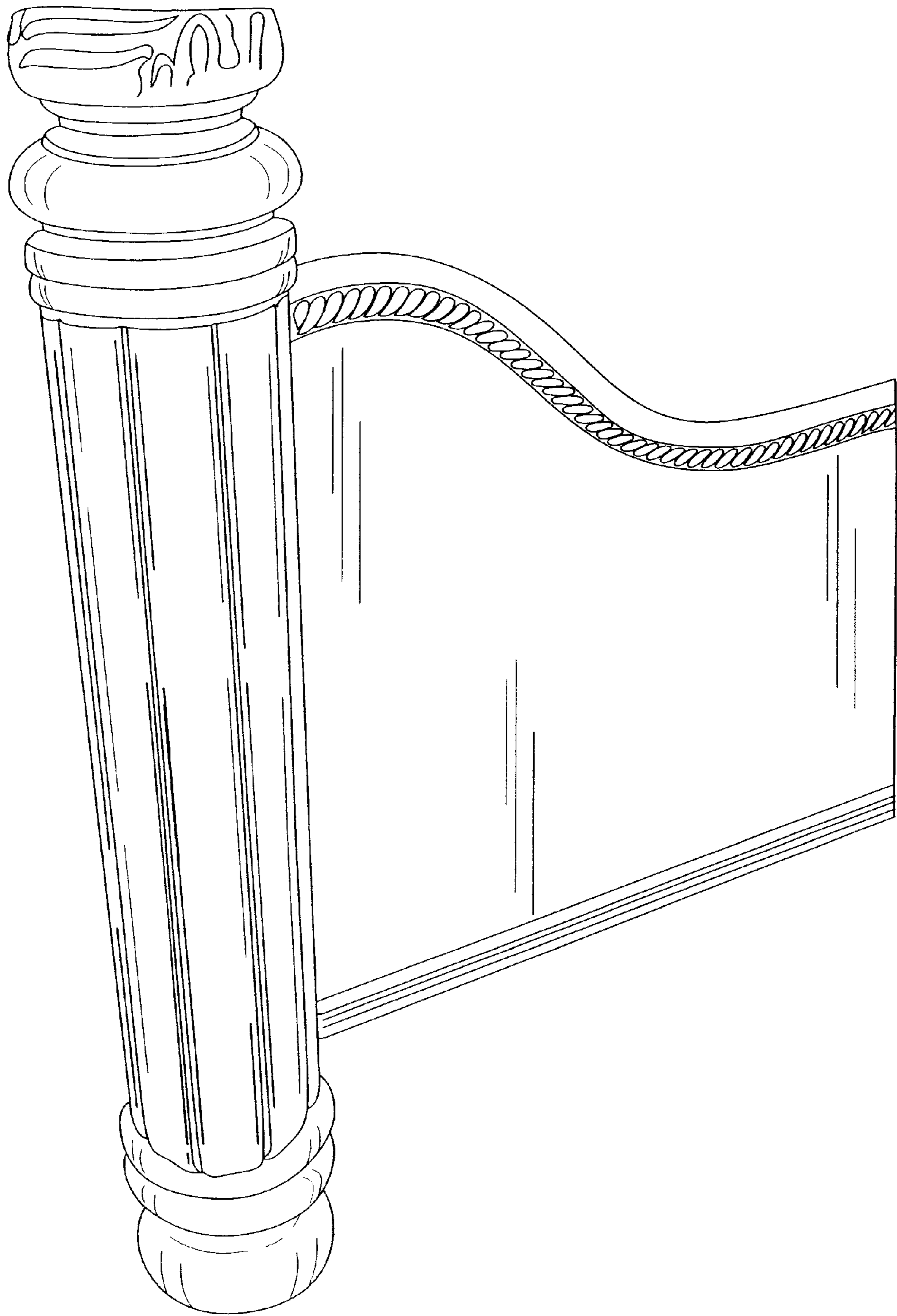


FIG. 9