



US00D423218S

# United States Patent [19]

[11] Patent Number: Des. 423,218

Weiss et al.

[45] Date of Patent: \*\* Apr. 25, 2000

[54] **SPOOL CONFIGURED STORAGE BARREL**

*Attorney, Agent, or Firm*—Blackwell Sanders Peper Martin

[75] Inventors: **Adrienne Weiss**, Los Angeles, Calif.;  
**Rizal Oei**, Scottsdale, Ariz.

[57] **CLAIM**

The ornamental design for a spool configured storage barrel, as shown and described.

[73] Assignee: **Build-A-Bear Workshop L.L.C.**, St. Louis, Mo.

**DESCRIPTION**

[\*\*] Term: **14 Years**

FIG. 1 is a perspective view of a spool configured storage barrel showing our new design;

[21] Appl. No.: **29/092,565**

FIG. 2 is a perspective view of a second embodiment of the design of FIG. 1;

[22] Filed: **Aug. 21, 1998**

FIG. 3 is a top plan view of the design of FIG. 1;

[51] **LOC (6) Cl.** ..... **03-01**

FIG. 4 is a top plan view of the design of FIG. 2;

[52] **U.S. Cl.** ..... **D3/313; D3/304**

FIG. 5 is a front elevational view of the design of FIG. 1, the same view of the second embodiment being identical;

[58] **Field of Search** ..... D3/18, 20, 21,  
D3/23, 24, 25, 201, 304, 313, 314; 206/503,  
518, 540; D32/37

FIG. 6 is a side elevational view thereof, the opposite side being a mirror image; and,

[56] **References Cited**

FIG. 7 is a back elevational view of the design of FIG. 1, the same view of the second embodiment being identical.

**U.S. PATENT DOCUMENTS**


The design is of a decorative storage barrel having a general configuration of an enlarged spool, the exterior of which is over-layered with a material or graphic illustration of a material having a thread-like appearance, the order of the "threads" of which may vary.

D. 140,273	2/1945	Dieter	.....	D32/37
D. 186,692	11/1959	Davis	.....	D32/37
268,198	11/1882	Davis	.....	D3/24
D. 410,306	5/1999	Delouvre et al.	.....	D32/37
534,535	2/1895	Walter	.....	D3/24 X
5,916,611	6/1999	Bell	.....	206/503

The broken line showing of articles inside the barrel, in FIG. 1, is for illustrative purposes only and forms no part of the claimed design.

*Primary Examiner*—Louis S. Zarfes  
*Assistant Examiner*—Monica A. Weingart

**1 Claim, 2 Drawing Sheets**






FIG. 1

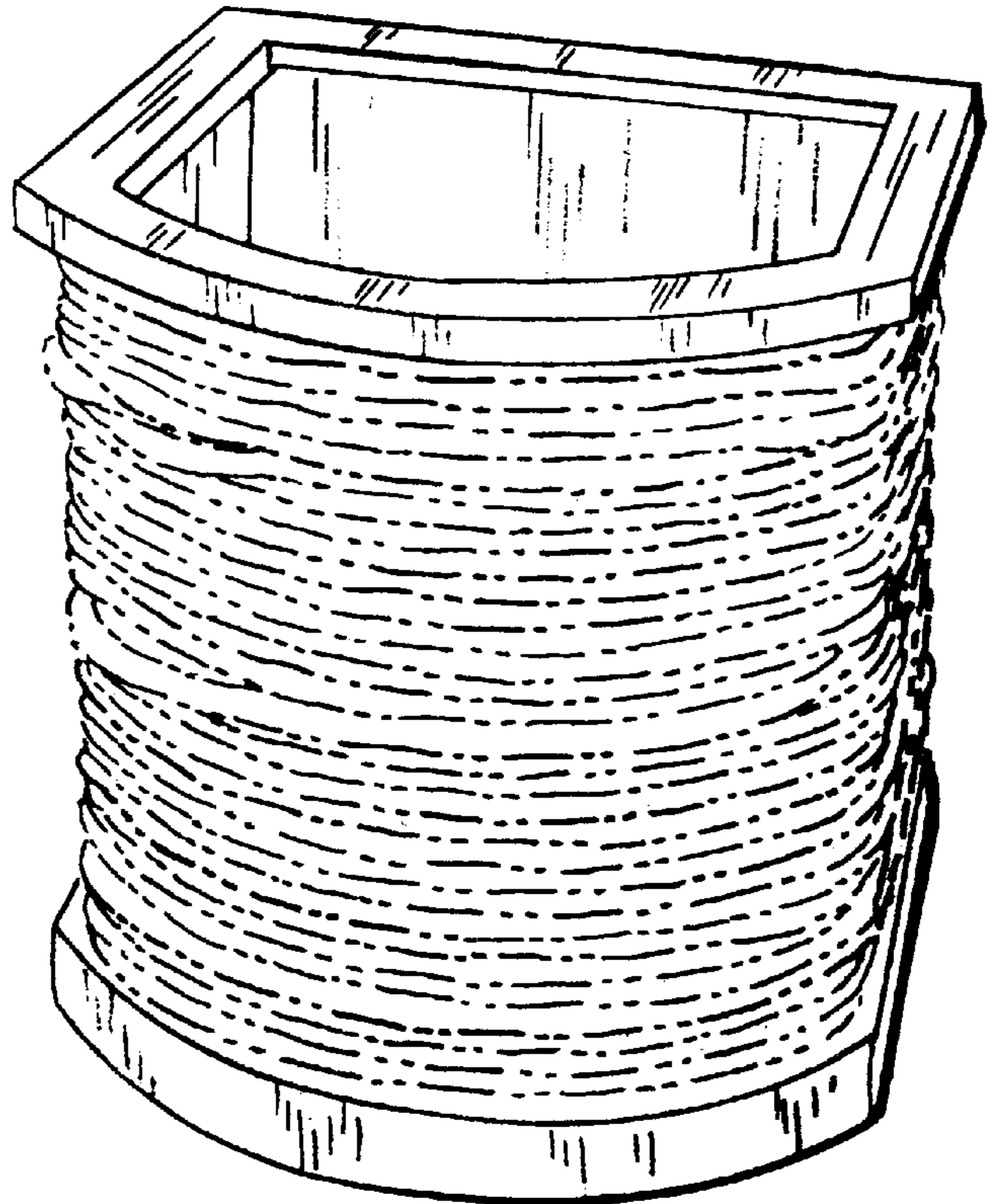


FIG. 2

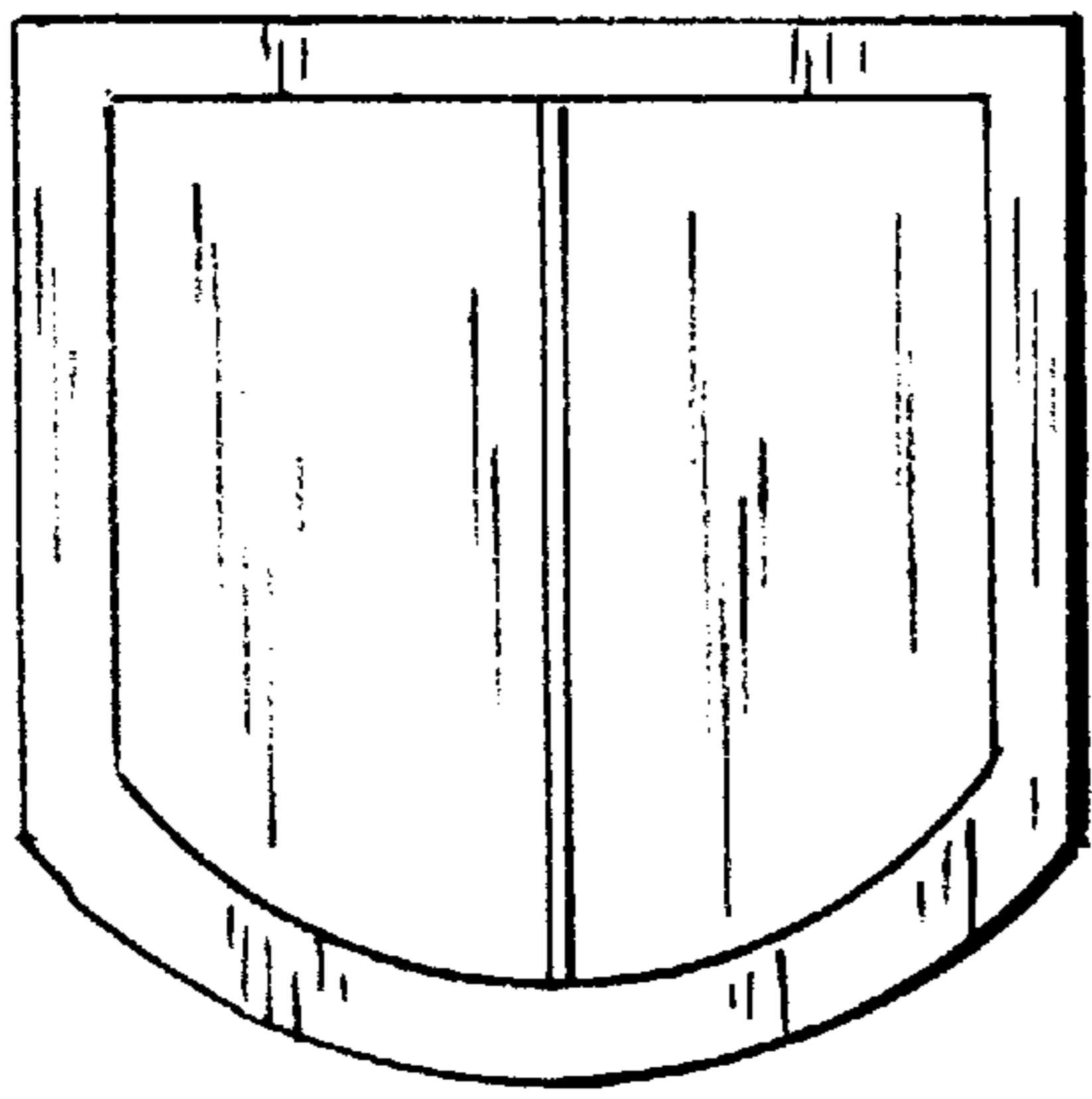


FIG. 3

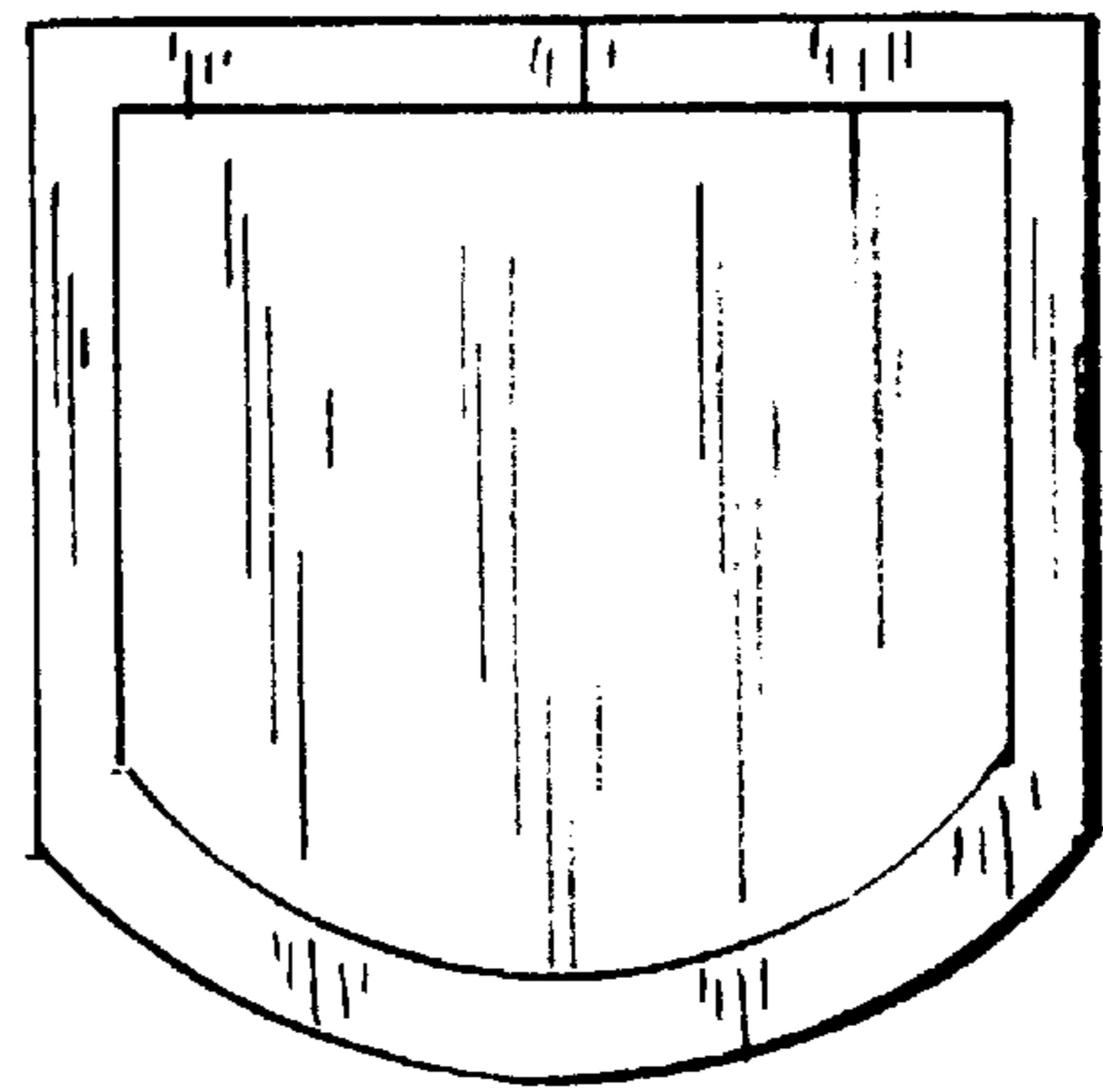


FIG. 4

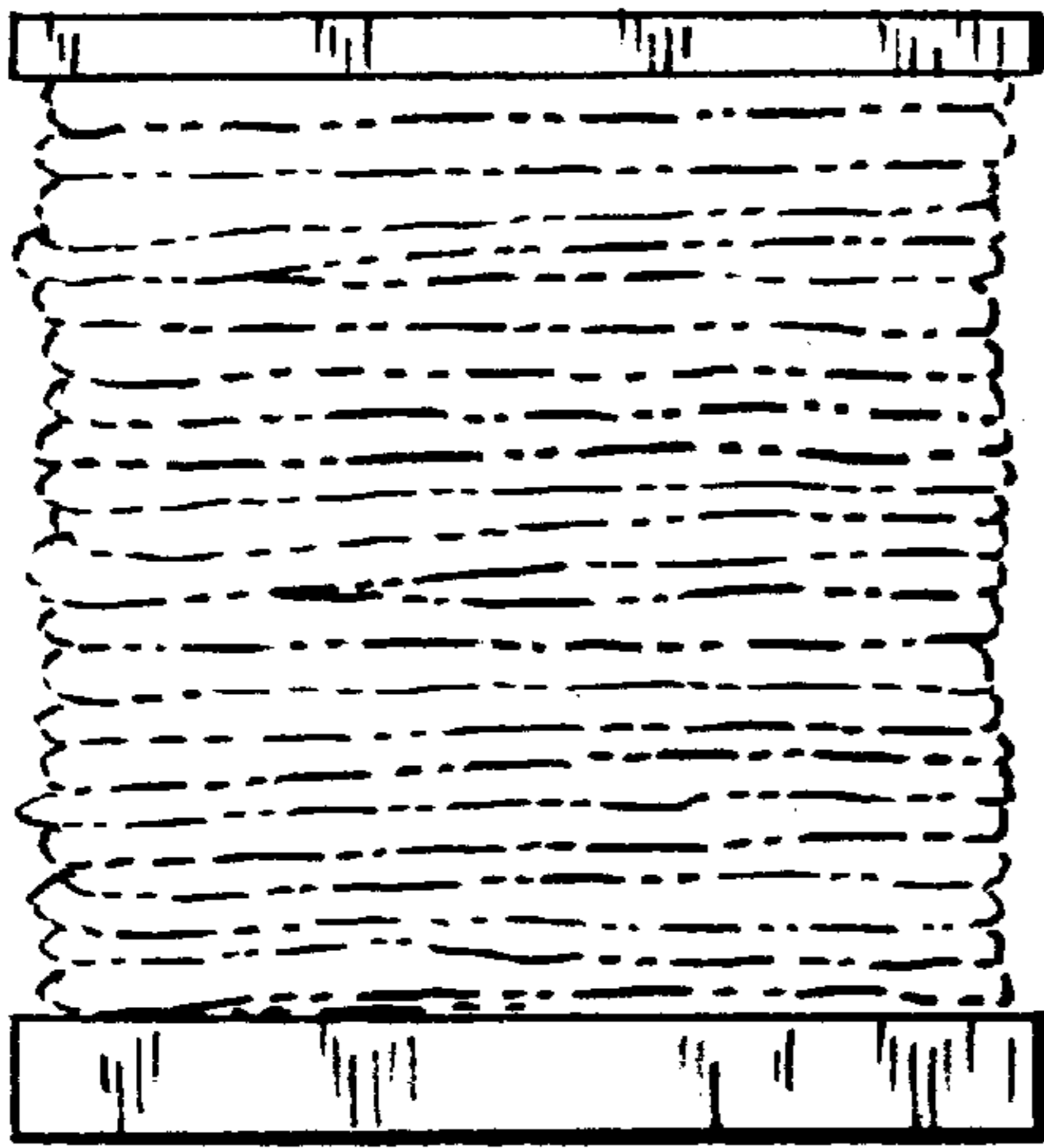


FIG. 5




FIG. 6

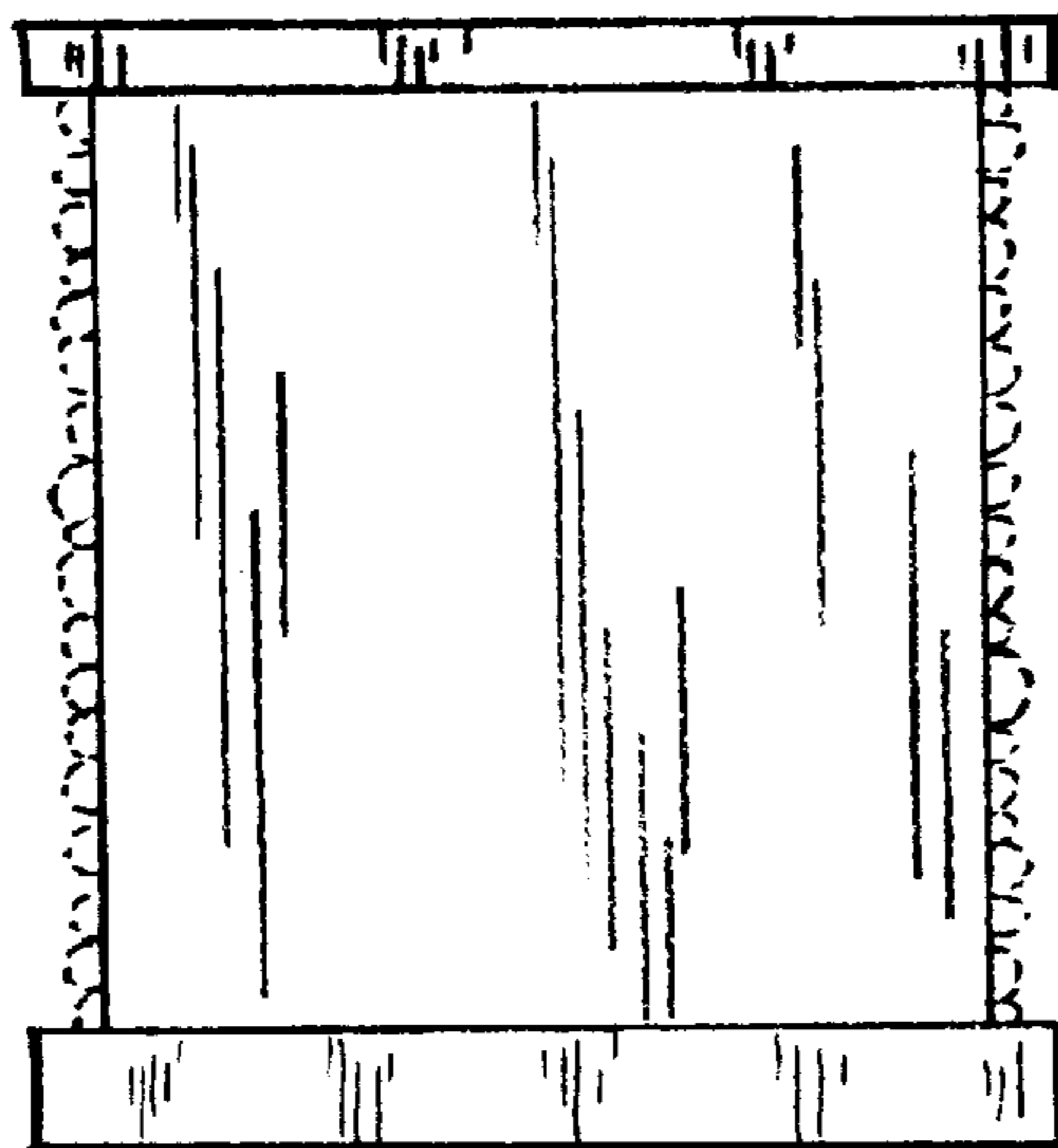


FIG. 7