



US00D423207S

United States Patent [19] Selbiger

[11] **Patent Number: Des. 423,207**

[45] **Date of Patent: ** Apr. 25, 2000**

[54] **PORTION OF A SHOE UPPER**

D. 417,775 12/1999 Holmes D2/972
D. 417,776 12/1999 McDowell D2/972

[75] Inventor: **Lawrence G. Selbiger**, Portland, Oreg.

OTHER PUBLICATIONS

[73] Assignee: **Nike, Inc.**, Beaverton, Oreg.

Nike Footwear Catalog, Spring 2000, pp. 25 and 88. Published Jul. 1999.

[**] Term: **14 Years**

Nike Footwear Catalog, Fall 1999, p. M36. Published Dec. 1998.

[21] Appl. No.: **29/110,536**

Nike Footwear Catalog, Holiday 1999, pp. W8, W14 and W16. Published Mar. 1999.

[22] Filed: **Sep. 9, 1999**

Nike Footwear Catalog, Spring 1998, pp. 81 and 162. Published Jun. 1997.

[51] **LOC (6) Cl. 02-99**

[52] **U.S. Cl. D2/972**

[58] **Field of Search** D2/896, 902, 907,
D2/943, 944, 947, 969, 970, 972, 973;
36/45, 50.1, 51, 77 M, 77 R, 83, 88, 89,
113, 114, 126-130

Nike Footwear Catalog, Late Spring 1998, p. 10. Published Sep. 1997.

Nike Footwear Catalog, Fall 1998, p. 76. Published Dec. 1997.

Nike Footwear Catalog, Fall 1997, pp. 178 and 190. Published Dec. 1996.

[56] **References Cited**

U.S. PATENT DOCUMENTS

- D. 299,783 2/1989 Brown et al. .
- D. 304,387 11/1989 Brown .
- D. 324,939 3/1992 Hatfield .
- D. 333,550 3/1993 Marziali et al. .
- D. 351,937 11/1994 Hewett .
- D. 351,940 11/1994 Morris .
- D. 366,951 2/1996 Ho .
- D. 382,101 8/1997 Teague .
- D. 382,701 8/1997 Rask .
- D. 383,287 9/1997 Van Noy .
- D. 387,549 12/1997 Rusnak .
- D. 392,455 3/1998 Lozano .
- D. 393,353 4/1998 Lozano D2/972
- D. 395,354 6/1998 Avar .
- D. 401,741 12/1998 Clarke D2/947
- D. 406,451 3/1999 Lozano .
- D. 408,985 5/1999 Gray et al. .
- D. 411,249 6/1999 Maxwell .
- D. 411,716 7/1999 Lotti D2/972
- D. 413,196 8/1999 Hatfield D2/972

Primary Examiner—Dominic Simone

Attorney, Agent, or Firm—Banner & Witcoff, Ltd.

[57] **CLAIM**

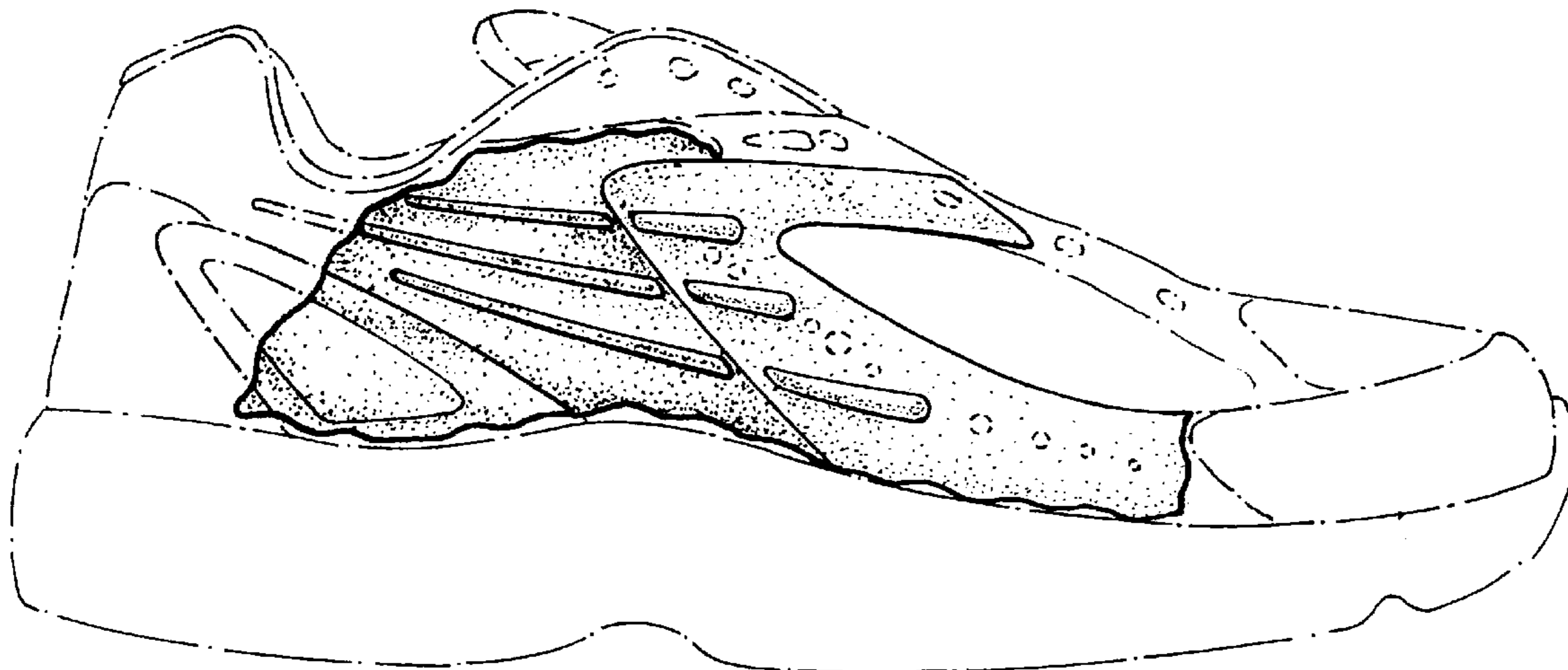
The ornamental design for a portion of a shoe upper, as shown and described.

DESCRIPTION

FIG. 1 is a perspective view of a portion of a shoe upper showing my new design;
FIG. 2 is a side elevational view thereof;
FIG. 3 is a rear elevational view thereof;
FIG. 4 is a front elevational view thereof; and,
FIG. 5 is a top plan view thereof.

The uneven broken line showing of the eyelet and the small circles and the remainder of the shoe is for illustration purposes only and forms no part of the claimed design.

1 Claim, 2 Drawing Sheets



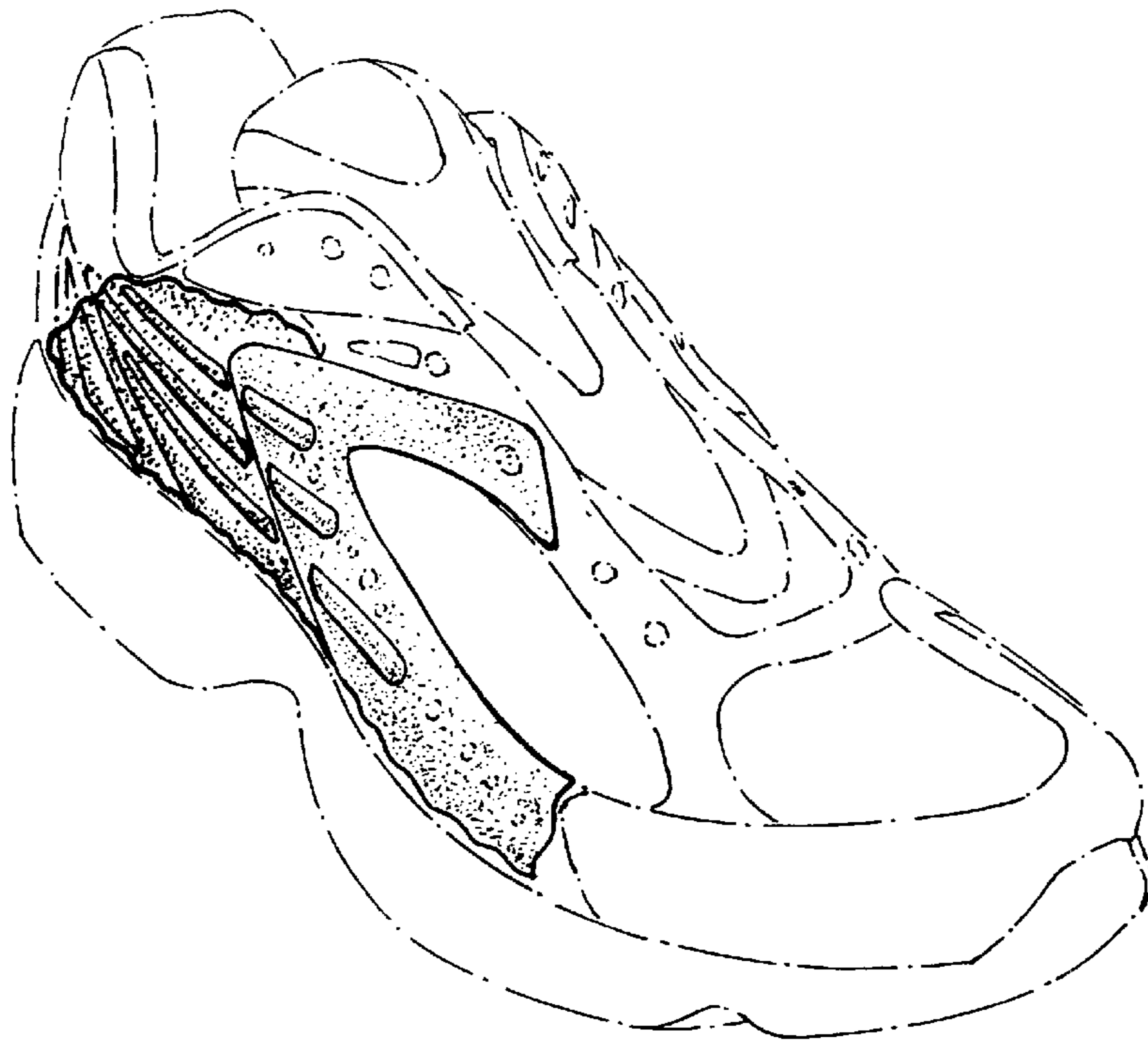


FIG. 1

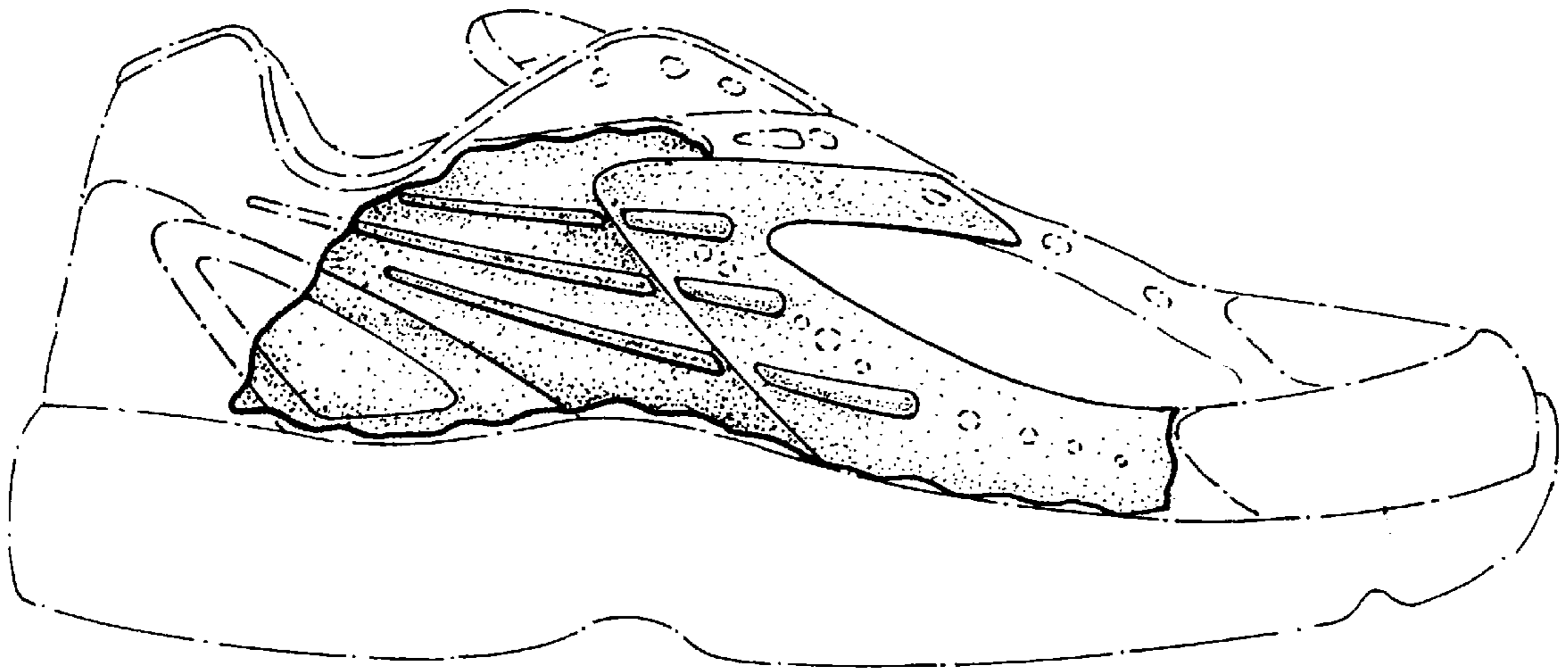


FIG. 2

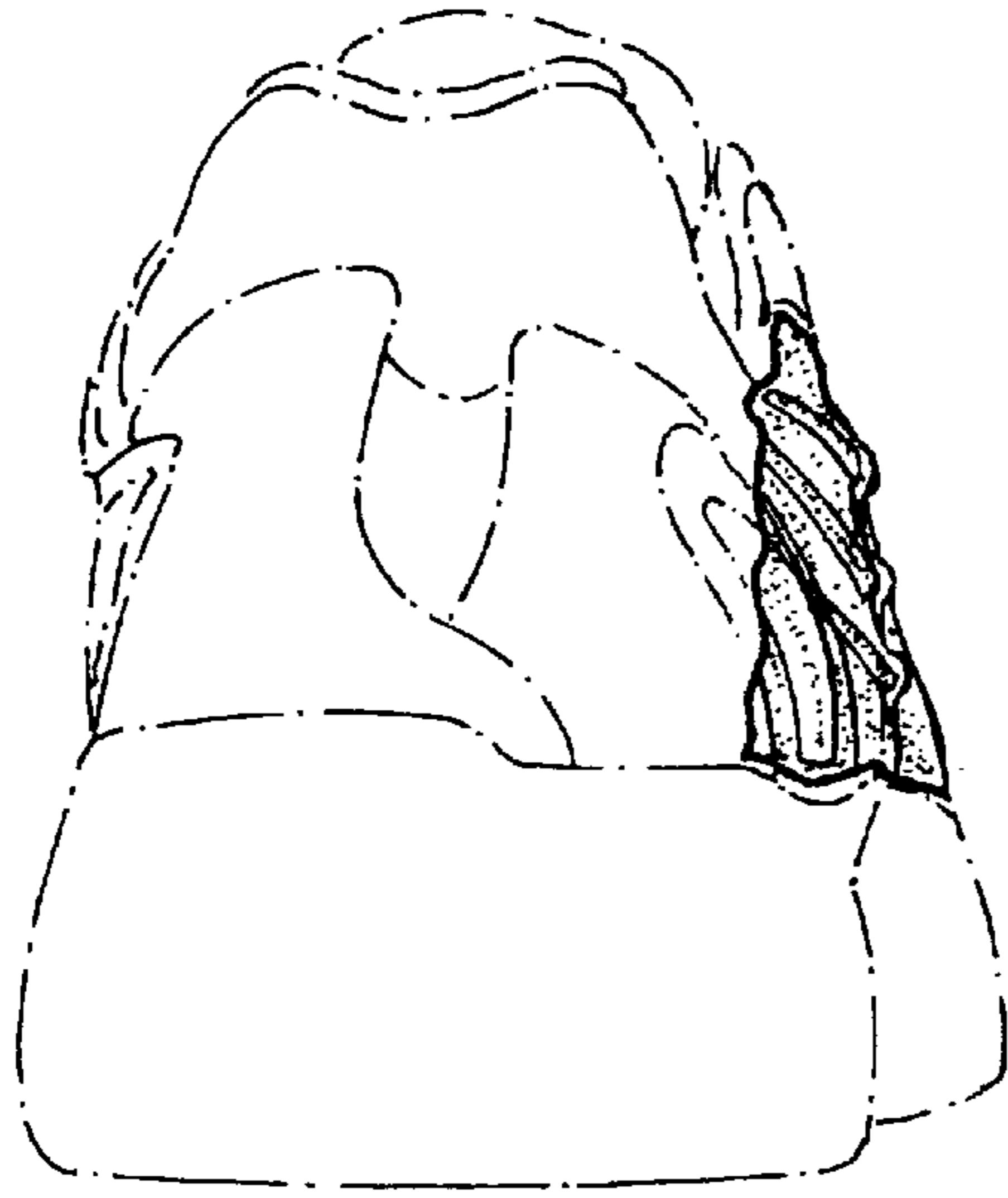


FIG. 3

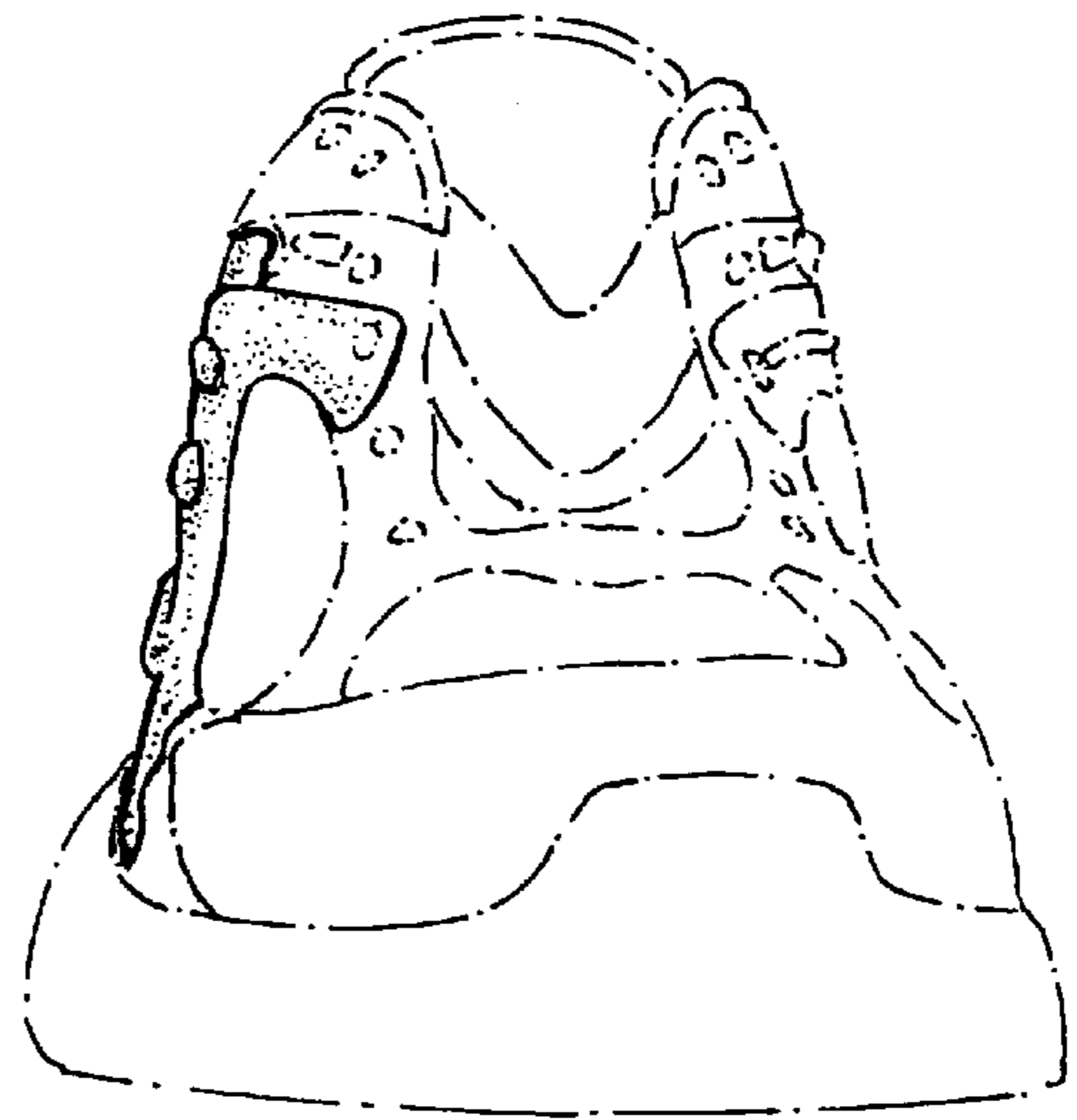


FIG. 4

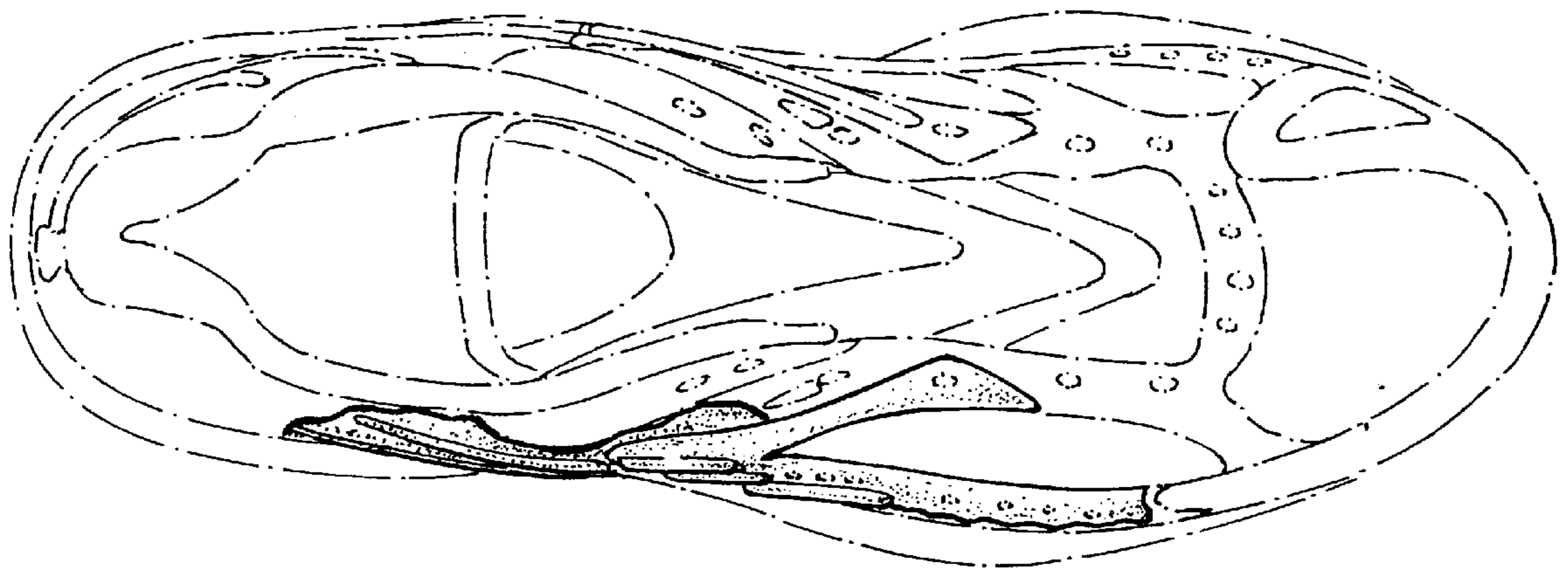


FIG. 5