



US00D423205S

United States Patent [19] Fallon

[11] Patent Number: Des. 423,205

[45] Date of Patent: ** Apr. 25, 2000

[54] ELEMENT OF A SHOE

[75] Inventor: Kevin Fallon, Portland, Oreg.

[73] Assignee: Nike, Inc., Beaverton, Oreg.

[**] Term: 14 Years

[21] Appl. No.: 29/107,974

[22] Filed: Jul. 16, 1999

[51] LOC (6) Cl. 02-99

[52] U.S. Cl. D2/972

[58] Field of Search D2/970, 972, 973,
D2/896, 902, 907, 943, 944, 969; 36/50,
117, 45, 50.1, 51, 77 M, 77 R, 83, 88,
89, 113, 114, 126-130

[56] References Cited

U.S. PATENT DOCUMENTS

D. 291,020	7/1987	Gamm .	
D. 365,201	12/1995	Avar .	
D. 380,077	6/1997	Preskar et al. .	
D. 380,080	6/1997	Avar .	
D. 388,598	1/1998	Hatfield .	
D. 391,068	2/1998	Aveni et al. .	
D. 392,456	3/1998	Yun .	
D. 393,353	4/1998	Lozano .	
D. 393,360	4/1998	Aveni et al.	D2/972
D. 393,361	4/1998	Rask .	
D. 395,745	7/1998	Rask .	
D. 396,141	7/1998	Smith, III .	
D. 398,768	9/1998	Avar .	
D. 404,906	2/1999	Backus .	
D. 407,552	4/1999	McCourt	D2/972
D. 409,366	5/1999	Duggan	D2/972
5,020,247	6/1991	Barret et al.	36/50

OTHER PUBLICATIONS

"Nike Footwear Catalog," Late Spring 1996, published Aug. 1, 1995 (pp. 6, 74, 128) Beaverton, Oregon.

"Nike Footwear Catalog," Holiday 1997, published Mar. 1, 1997 (pp. 109, 145), Beaverton, Oregon.

"Nike Footwear Catalog," Spring 1999, published Jun. 1, 1998 (pp. M128, M129), Beaverton, Oregon.

"Nike Footwear Catalog," Fall 1999, published Nov. 1, 1998 (pp. M103, M137, M138), Beaverton, Oregon.

"Nike Footwear Catalog," Holiday 1999, published Mar. 1, 1999 (pp. M43, M141), Beaverton, Oregon.

Primary Examiner—Dominic Simone

Attorney, Agent, or Firm—Trask, Britt & Rossa

[57] CLAIM

The ornamental design for an element of a shoe, as shown and described.

DESCRIPTION

FIG. 1 is a perspective view of an element of a shoe showing my new design;

FIG. 2 is a side elevational view of the element of a shoe shown in FIG. 1;

FIG. 3 is a second side elevational view of the element of a shoe shown in FIG. 1;

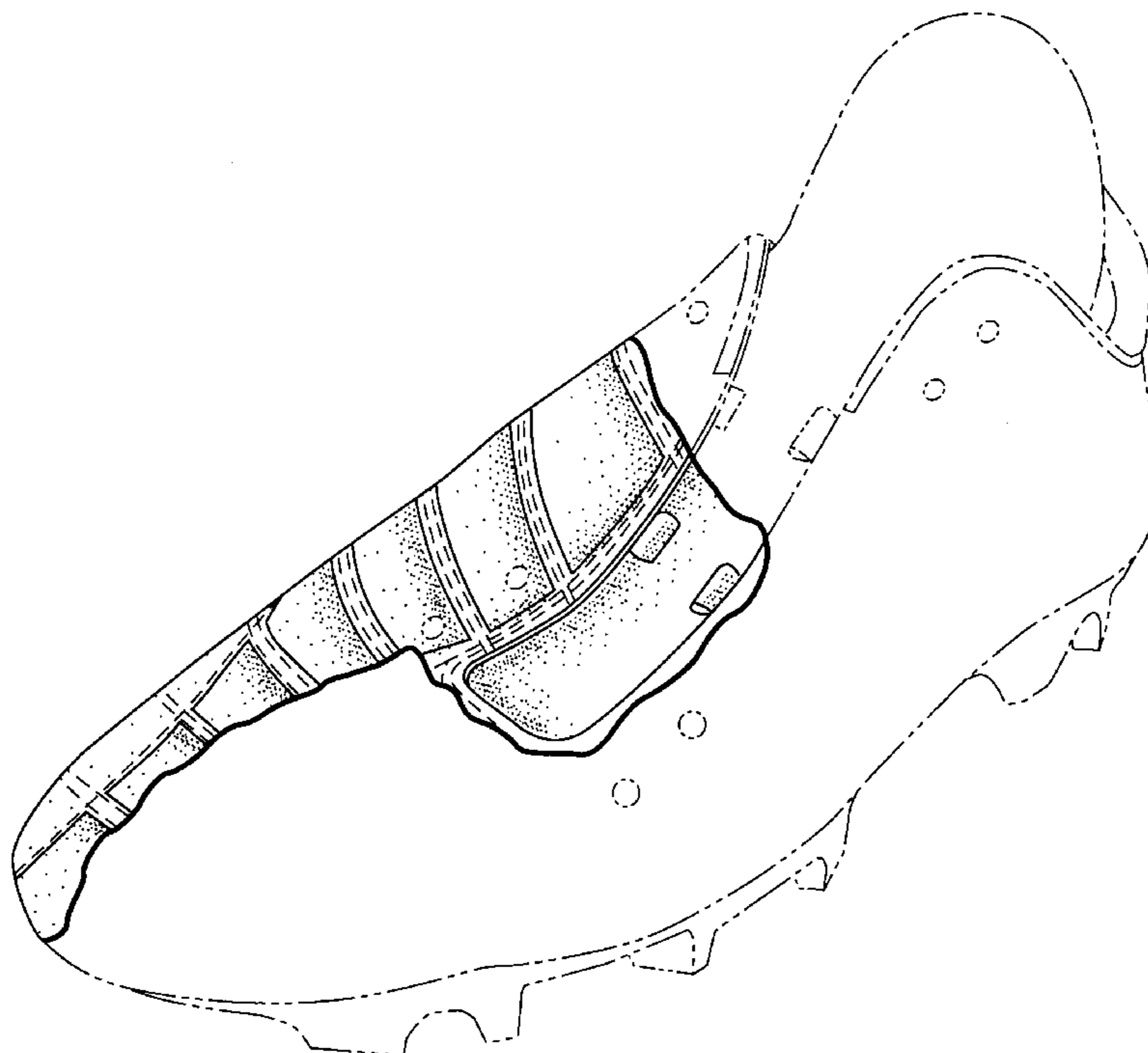
FIG. 4 is a front elevational view of the element of a shoe shown in FIG. 1;

FIG. 5 is a rear elevational view of the element of a shoe shown in FIG. 1; and,

FIG. 6 is a top view of the element of a shoe shown in FIG. 1;

The phantom lines showing a portion of a shoe, in FIGS. 1-6 are for illustrative purposes only and form no part of the claimed design.

1 Claim, 3 Drawing Sheets



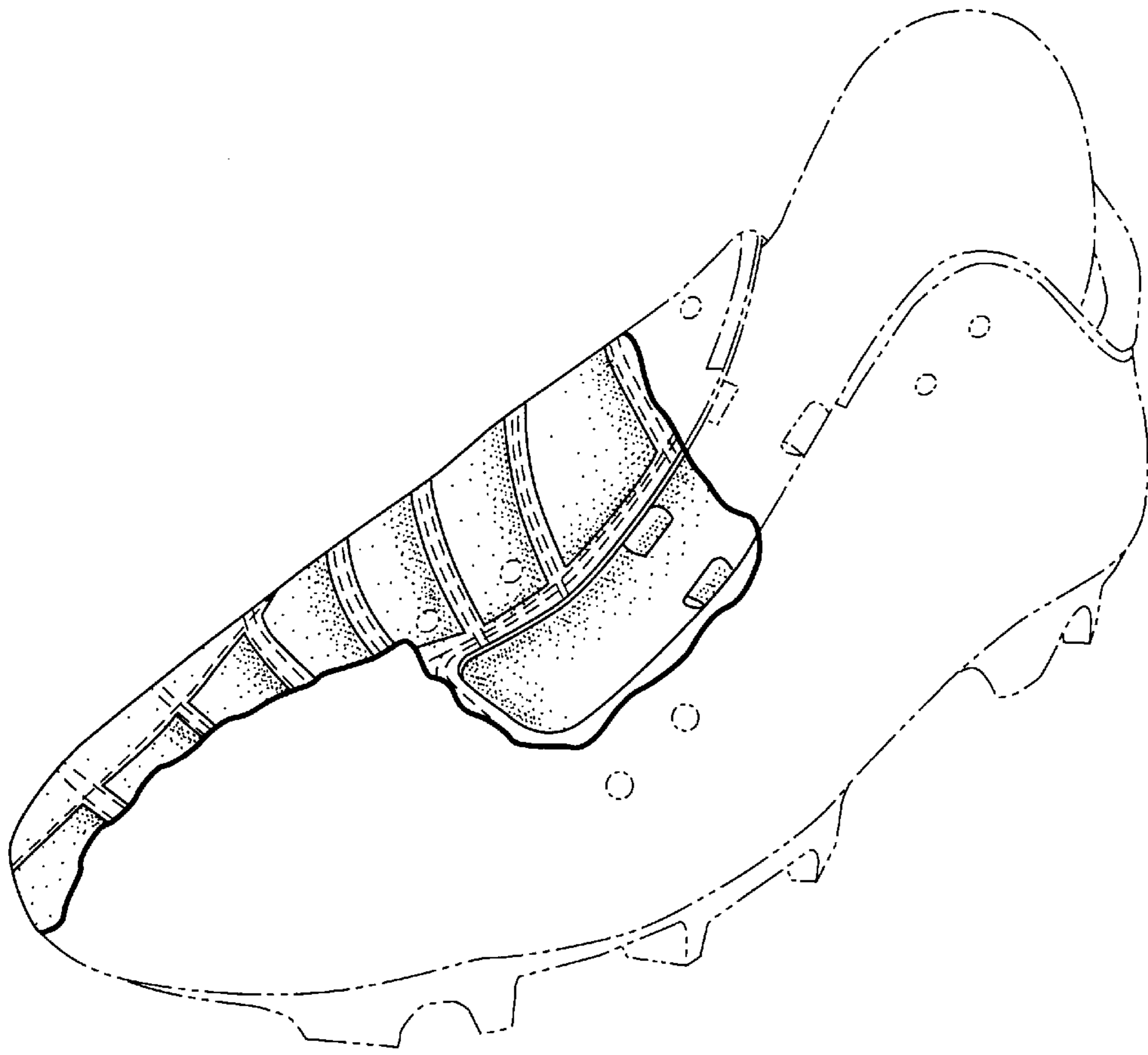


Fig. 1

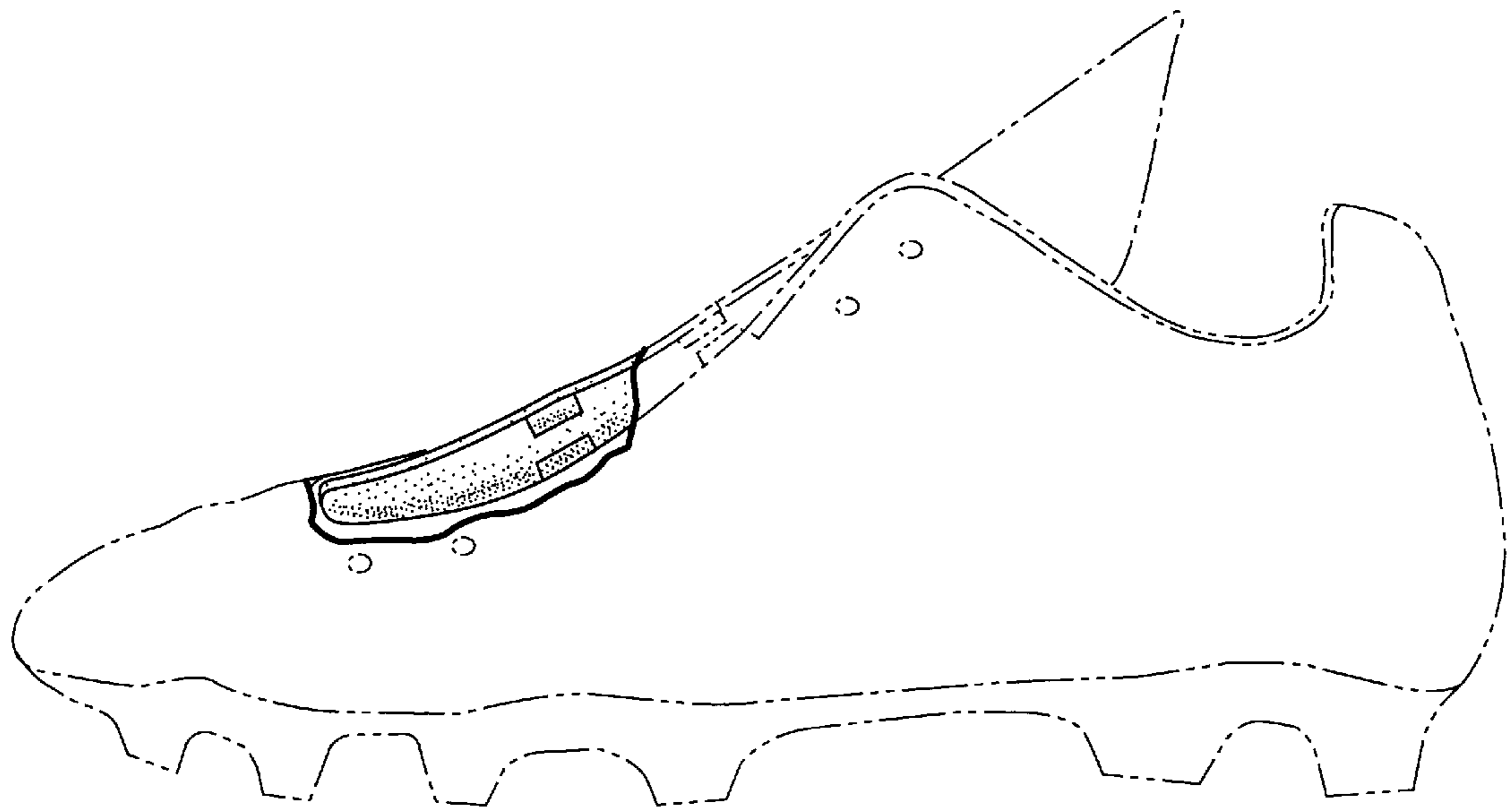


Fig. 2

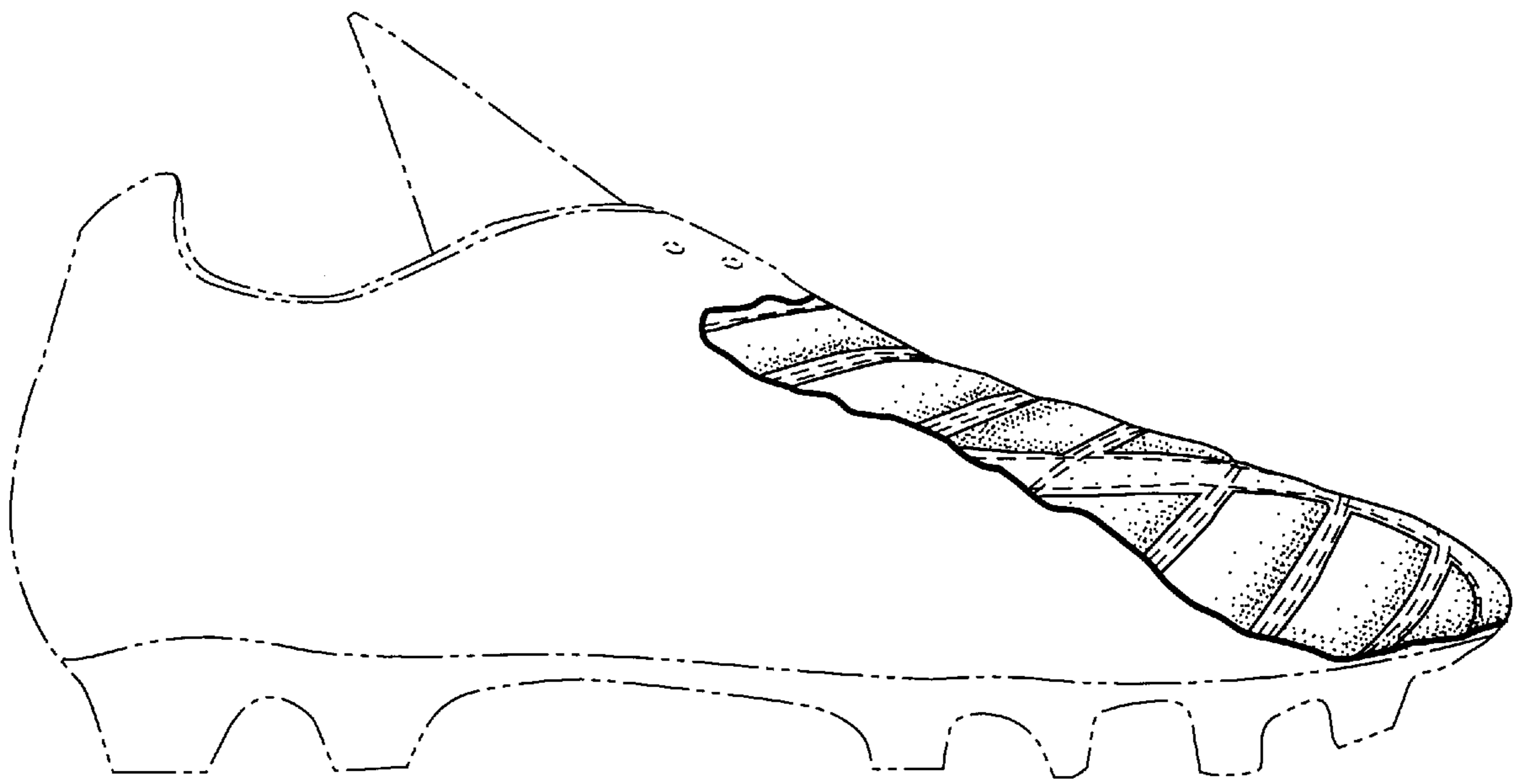


Fig. 3

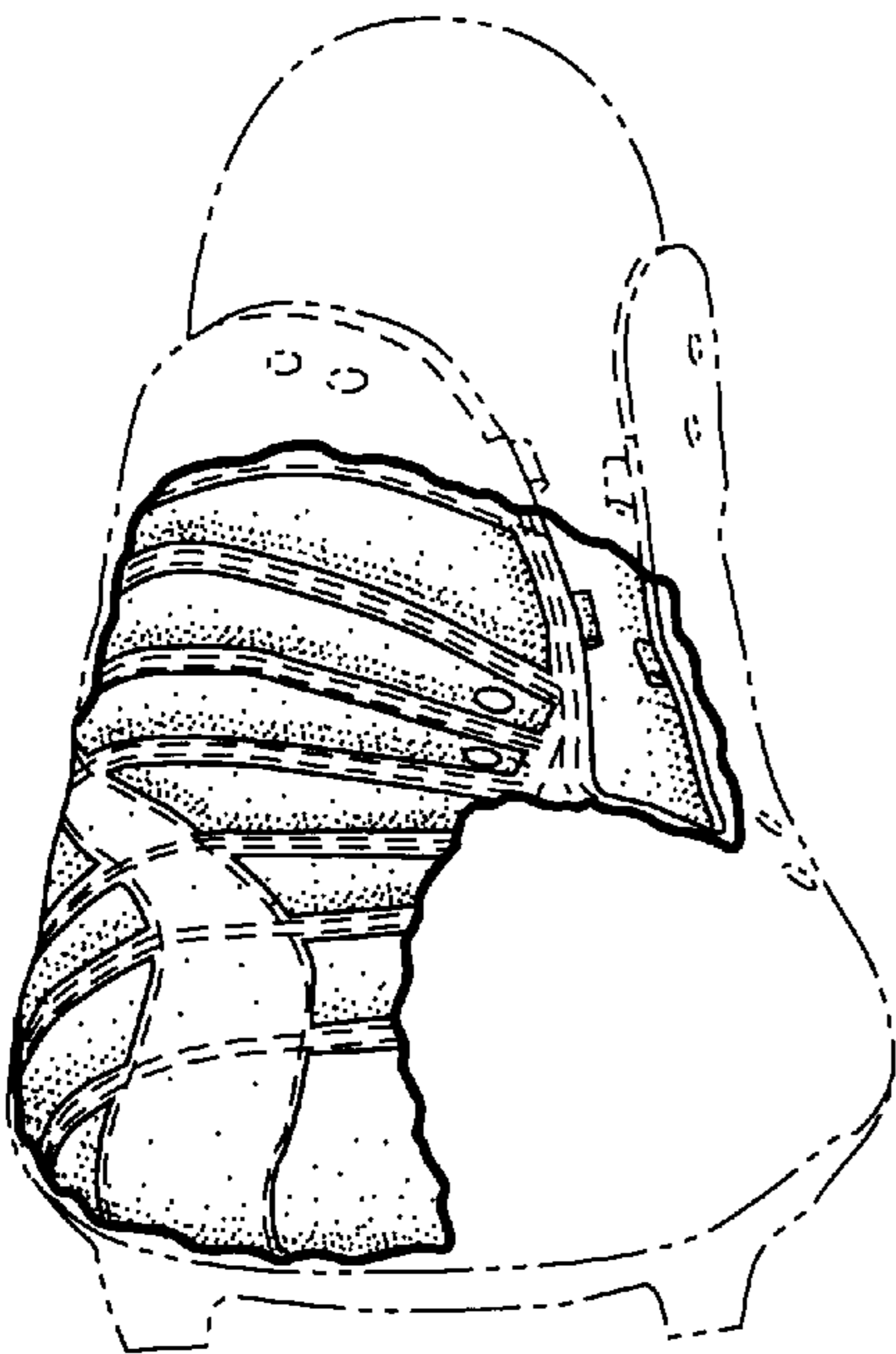


Fig. 4



Fig. 5

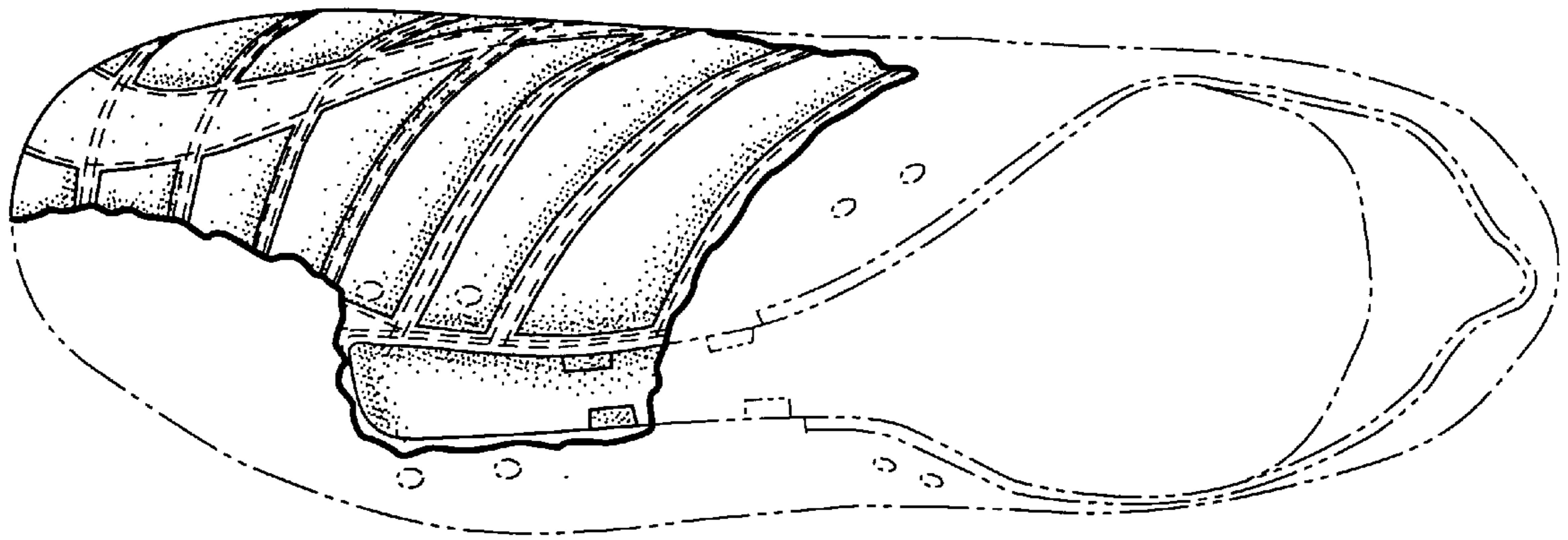


Fig. 6