



US00D423199S

United States Patent [19] Cahill

[11] Patent Number: **Des. 423,199**

[45] Date of Patent: **** Apr. 25, 2000**

[54] **SHOE OUTSOLE**

[75] Inventor: **Alan R. Cahill**, Clayton, Mo.

[73] Assignee: **Elan-Polo, Inc.**, St. Louis, Mo.

[**] Term: **14 Years**

[21] Appl. No.: **29/100,159**

[22] Filed: **Feb. 5, 1999**

[51] **LOC (6) Cl.** **02-04**

[52] **U.S. Cl.** **D2/953; D2/951; D2/957;**
D2/958

[58] **Field of Search** D2/896, 897, 902,
D2/906, 908, 909, 914, 916, 919, 946-962,
964, 977; 36/3 B, 11.5, 12-15, 25 R, 28,
32 R, 44, 59 C, 66, 75 R, 76 R, 85, 101,
103, 104, 106, 113-115, 124, 126, 127-130

[56] **References Cited**

U.S. PATENT DOCUMENTS

D. 145,944 11/1946 Knisely D2/955
D. 253,500 11/1979 Famolare, Jr. D2/947

D. 351,715 10/1994 Tonkel D2/951
D. 352,154 11/1994 Merceron D2/952
D. 355,525 2/1995 Minkin D2/951
D. 383,594 9/1997 Elliot D2/954
D. 384,494 10/1997 Clancy D2/916
D. 389,994 2/1998 Sessa D2/953
D. 403,143 12/1998 Gillespie D2/952

Primary Examiner—Celia Murphy
Attorney, Agent, or Firm—Dority & Manning, P.A.

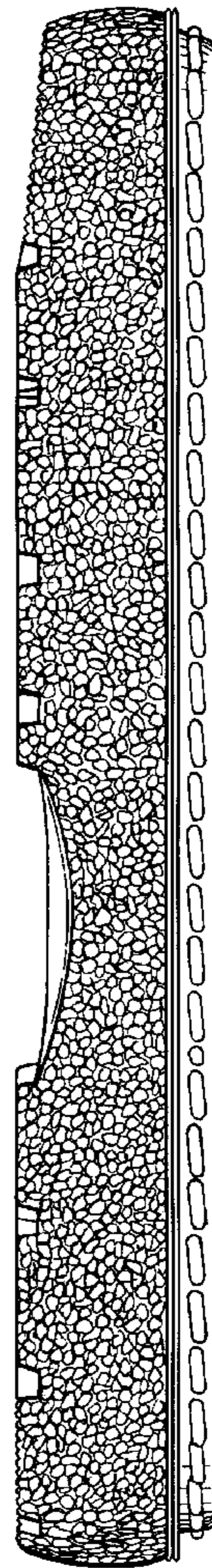

[57] **CLAIM**

The ornamental design for a shoe outsole, as shown and described.

DESCRIPTION

FIG. 1 is a bottom plan view of a shoe outsole showing my new design;
FIG. 2 is a right side elevational view thereof;
FIG. 3 is a top plan view thereof;
FIG. 4 is a left side elevational view thereof;
FIG. 5 is a front elevational view thereof; and,
FIG. 6 is a rear elevational view thereof.

1 Claim, 3 Drawing Sheets



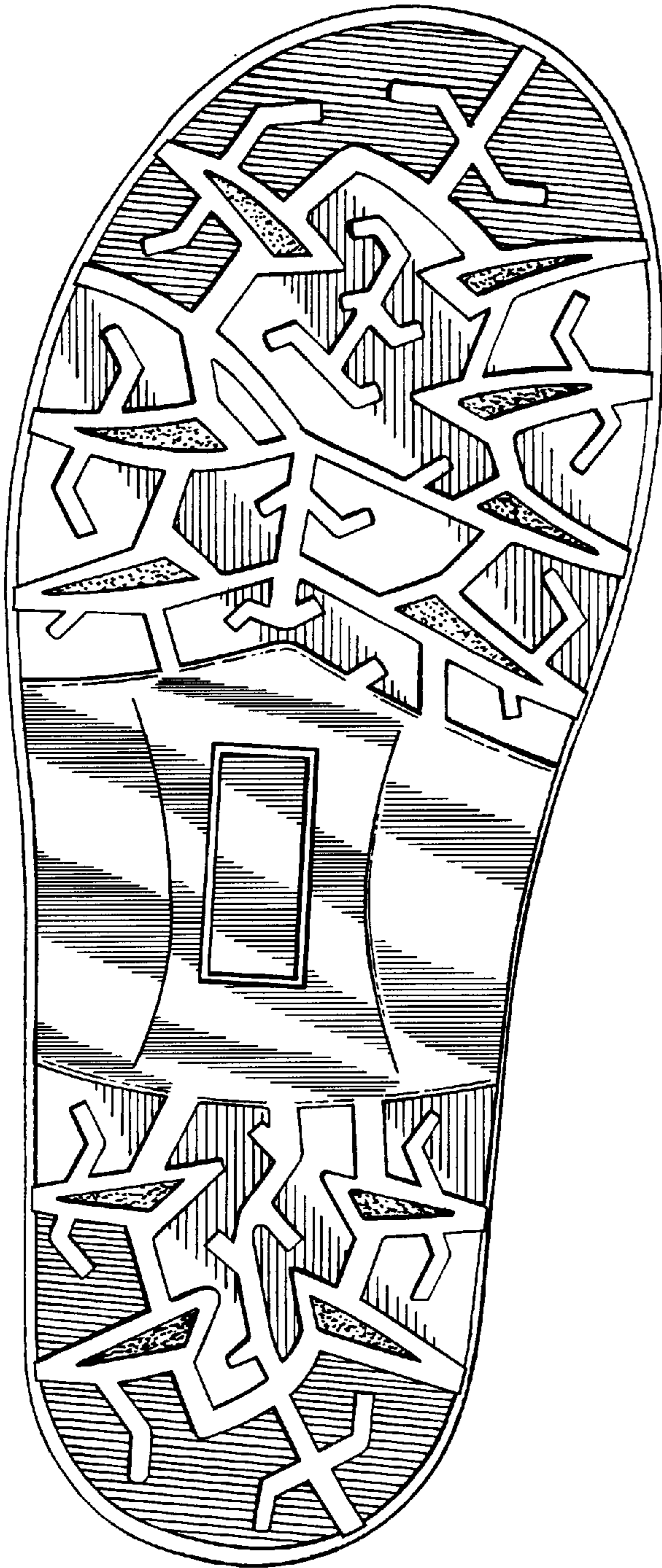


Fig. 1

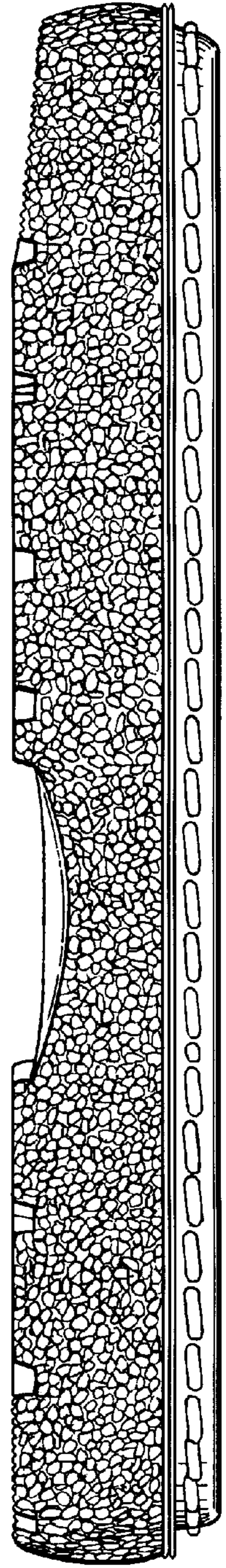


Fig. 2

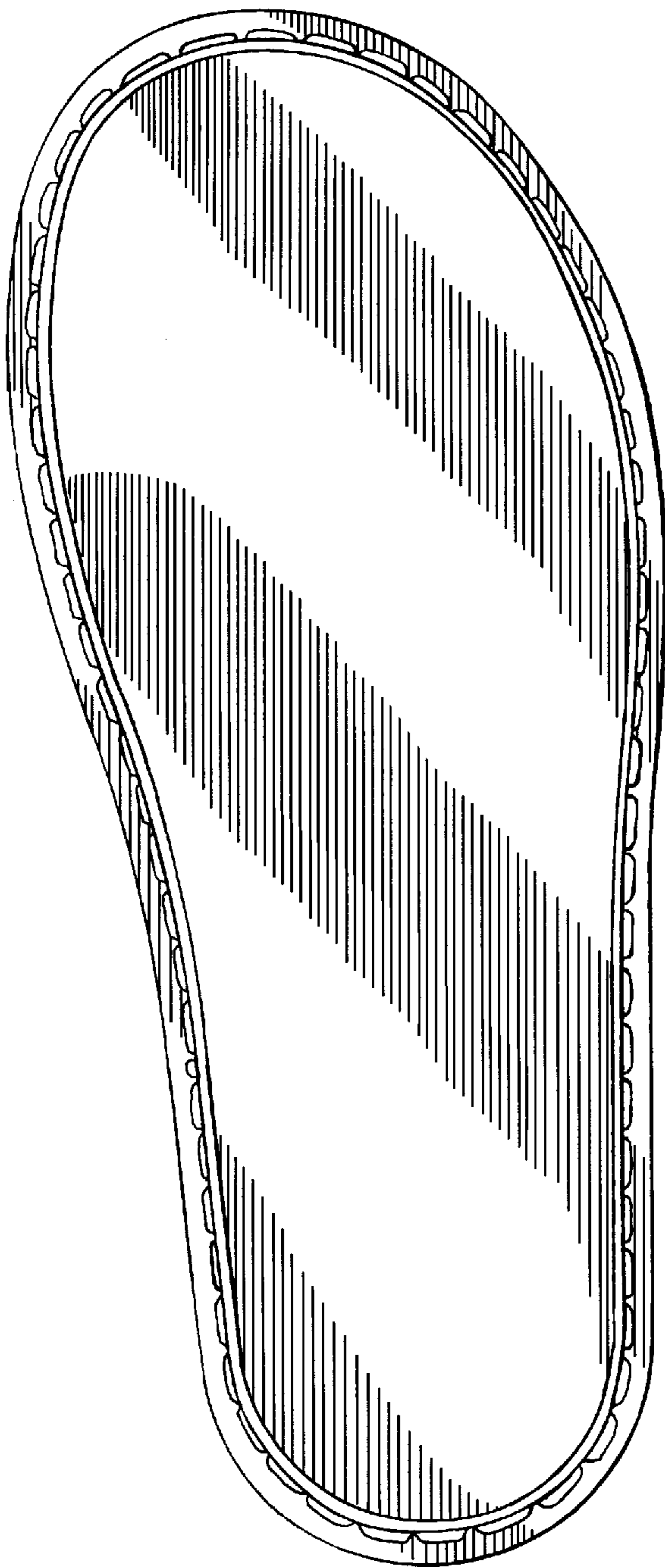


Fig. 3

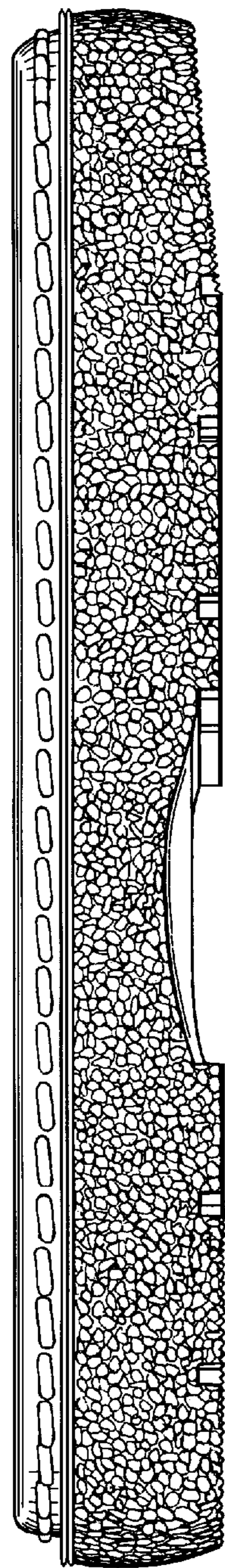


Fig. 4

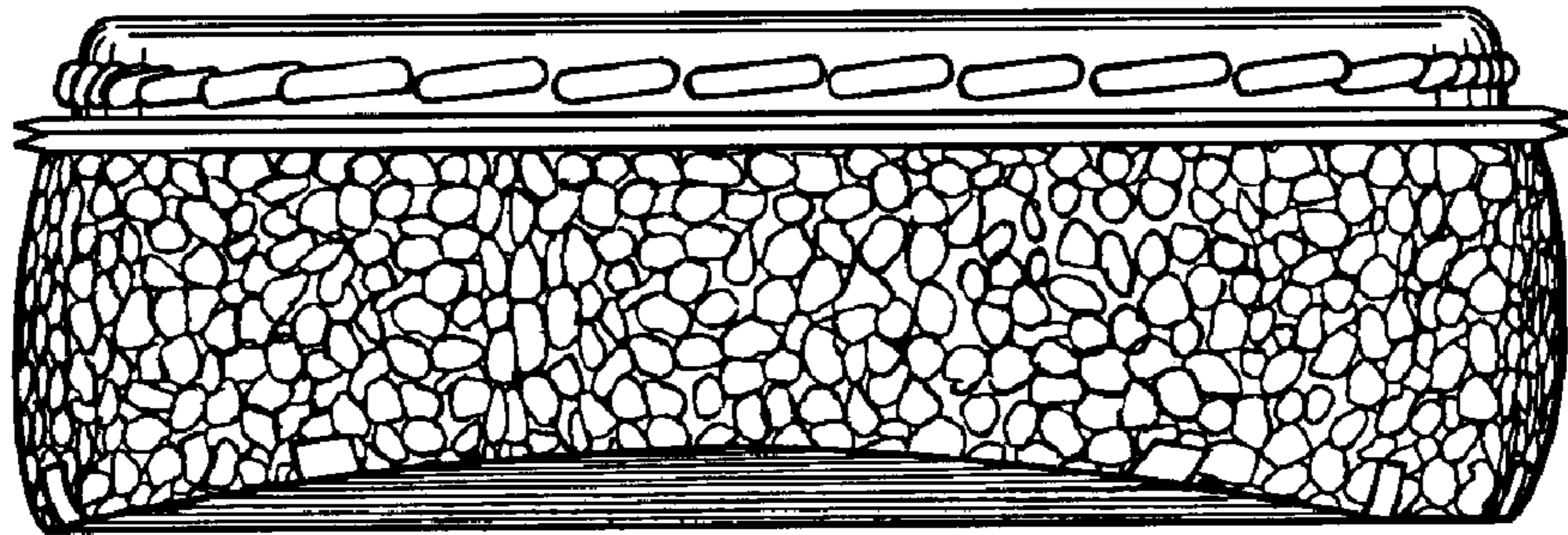


Fig. 5

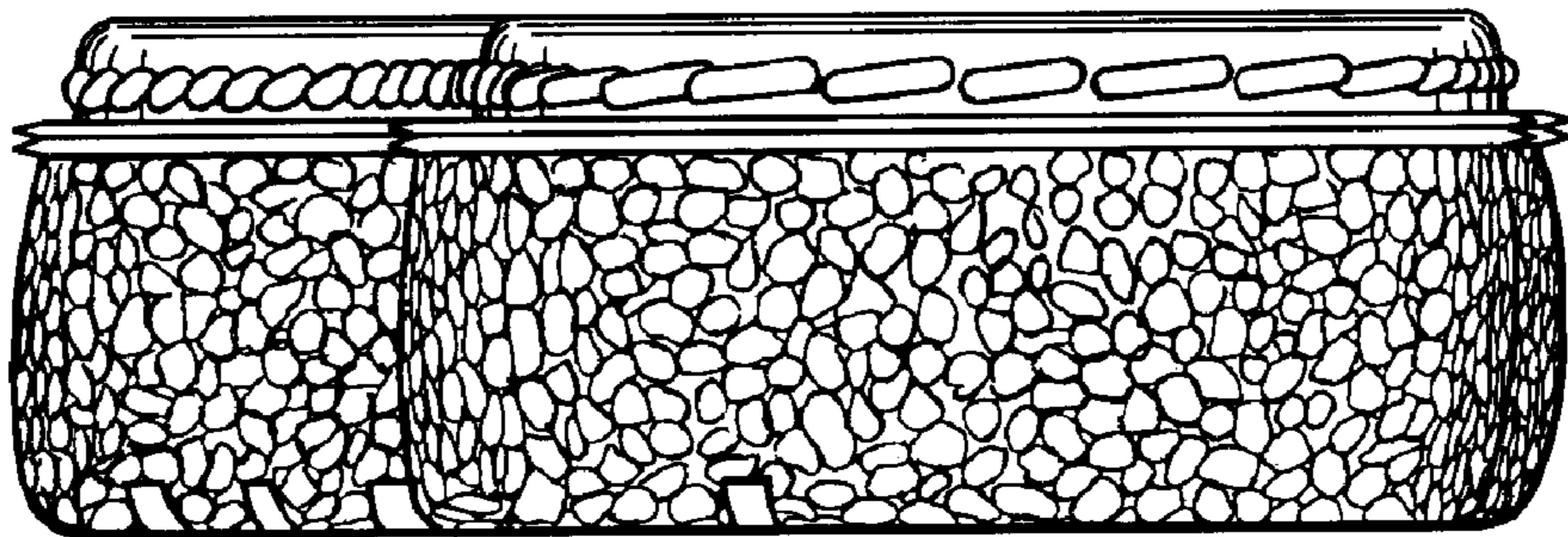


Fig. 6