



US00D423192S

# United States Patent [19] Merikoski

[11] Patent Number: **Des. 423,192**

[45] Date of Patent: **\*\* Apr. 25, 2000**

[54] **EMBROIDERED/MESH PROTECTIVE BIB  
APRON AND WITH SPLIT LEG**

[75] Inventor: **John E. Merikoski, Skokie, Ill.**

[73] Assignee: **Chicago Protective Apparel, Inc.,  
Skokie, Ill.**

[\*\*] Term: **14 Years**

[21] Appl. No.: **29/073,840**

[22] Filed: **Jun. 30, 1997**

### Related U.S. Application Data

[63] Continuation-in-part of application No. 29/055,573, Jun. 7, 1996, abandoned.

[51] **LOC (6) Cl. .... 02-02**

[52] **U.S. Cl. .... D2/861; D2/860**

[58] **Field of Search .... D2/860, 861; 2/46,  
2/48, 49.1, 50, 51, 52**

### [56] References Cited

#### U.S. PATENT DOCUMENTS

D. 231,827 6/1974 Spero ..... D2/861 X

2,423,002	6/1947	Bray .....	2/51
2,629,871	3/1953	Greene .....	2/51
4,030,139	6/1977	Sonntag .....	2/51
4,682,372	7/1987	Peterson et al. ....	2/51
4,710,979	12/1987	Bull et al. ....	2/48
5,148,549	9/1992	Sydor .....	2/51

*Primary Examiner*—Louis S. Zarfaz  
*Assistant Examiner*—Monica A. Weingart  
*Attorney, Agent, or Firm*—Cherskov & Flaynik

### [57] CLAIM

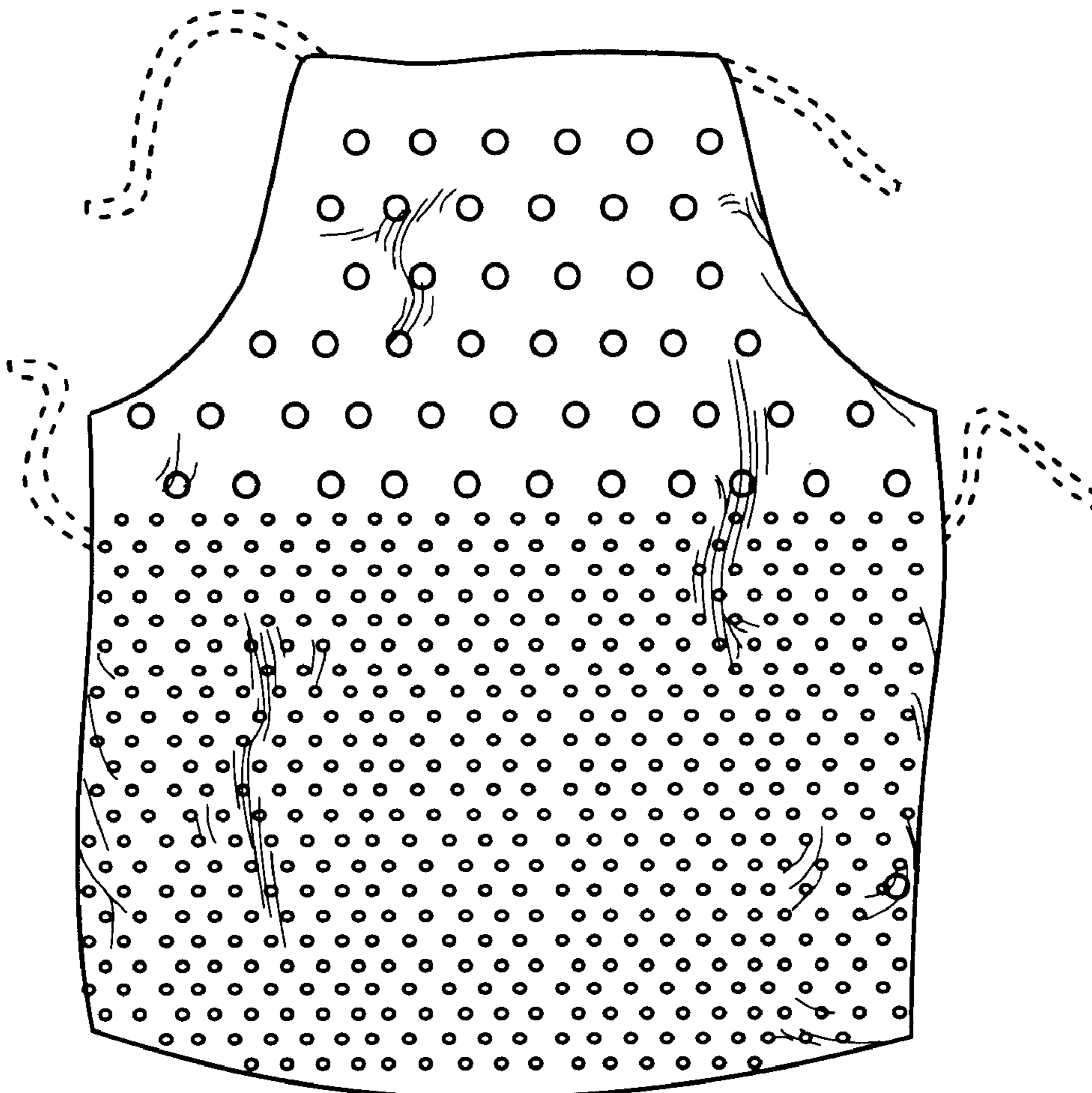
The ornamental design for a embroidered/mesh protective bib apron and with split leg, as shown.

### DESCRIPTION

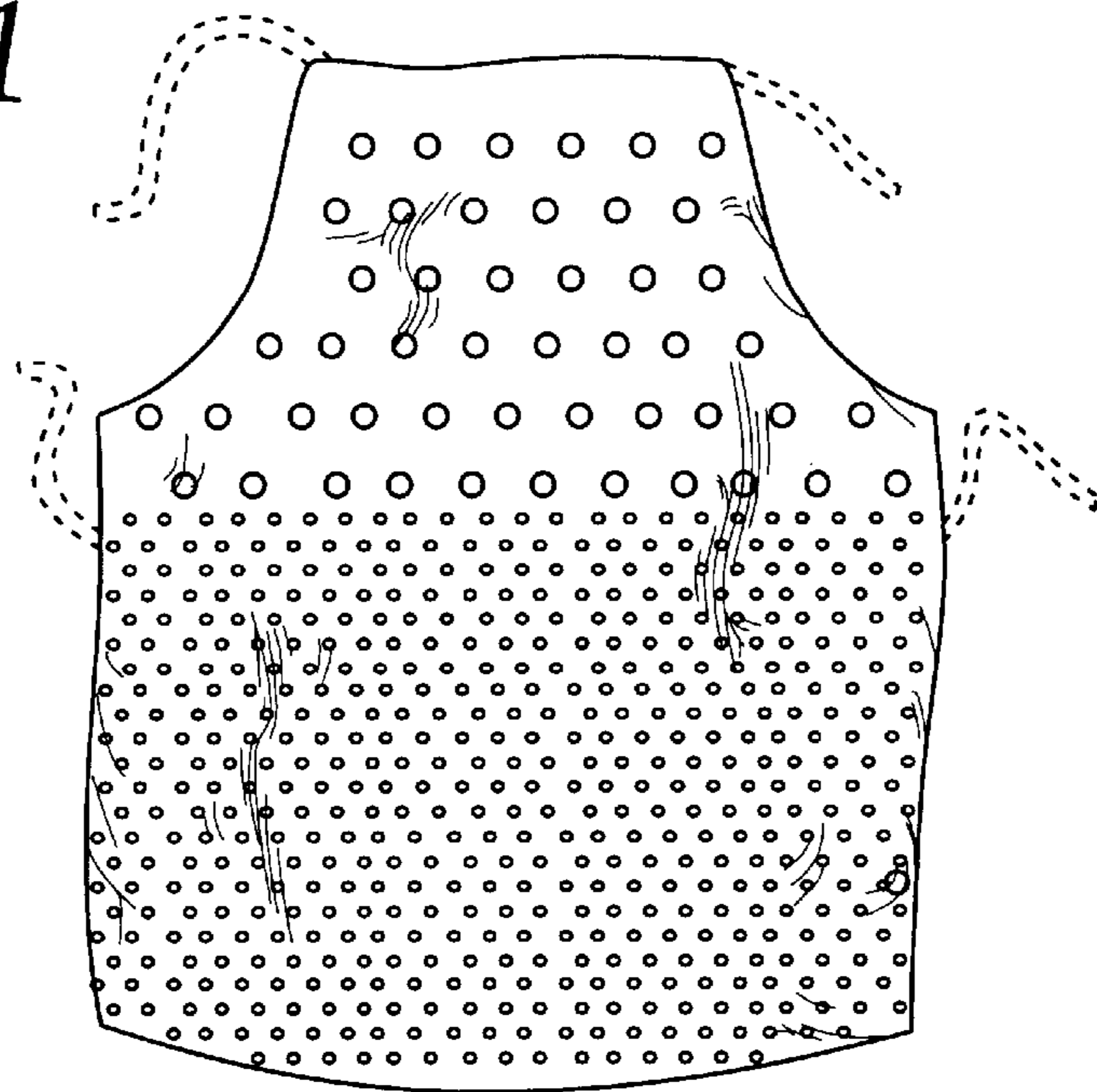
FIG. 1 is a top elevational plan view of an embroidered protective bib apron showing my new design; FIG. 2 is a rear elevational plan view of FIG. 1; FIG. 3 is a fragmentary enlarged top elevational plan view of FIG. 1; and, FIG. 4 is a cross-sectional view of FIG. 3 along the line 4—4 thereof.

The dotted line showing straps is for illustrative purposes and forms no part of the claimed design.

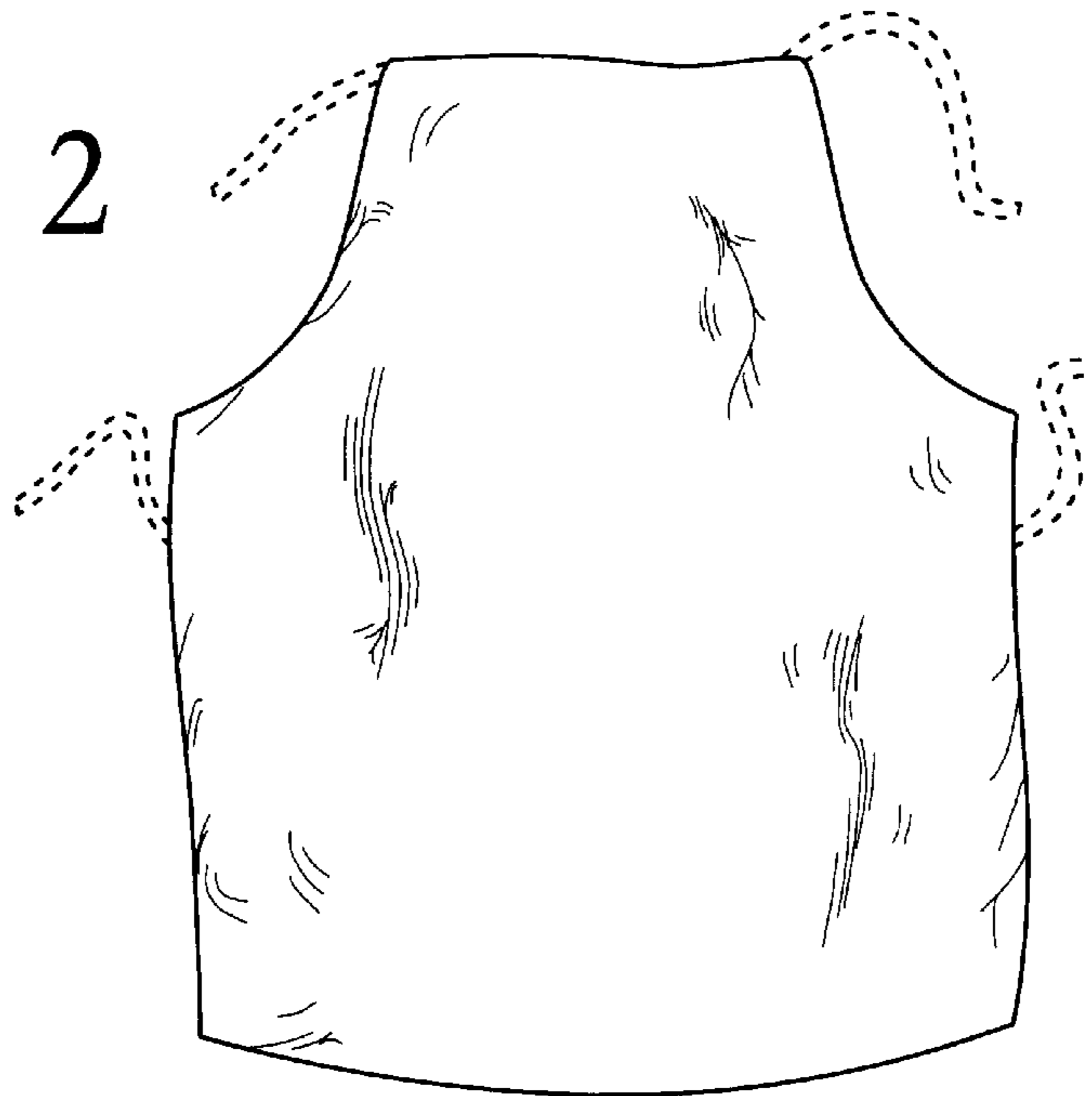
**1 Claim, 1 Drawing Sheet**



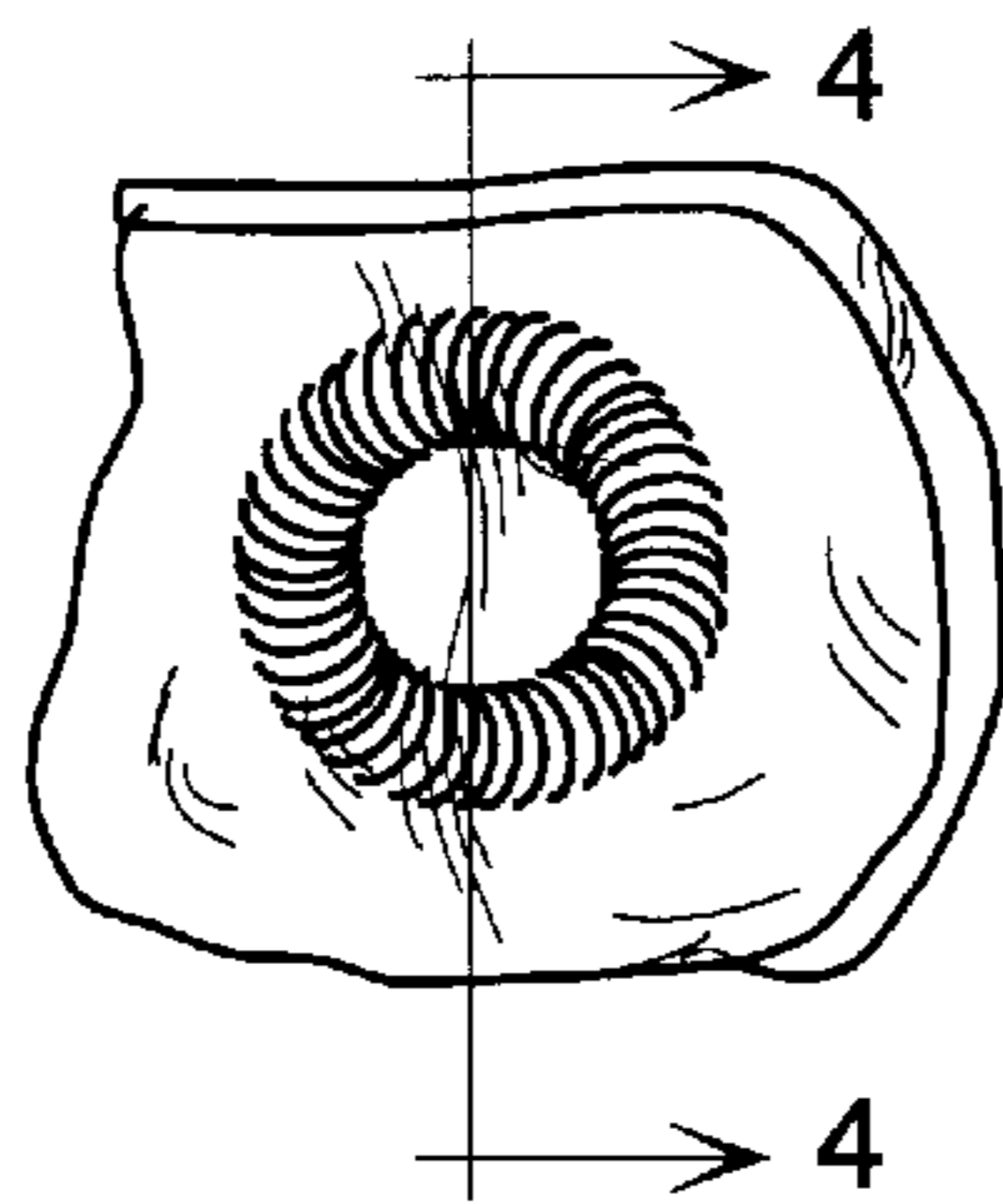
*Fig. 1*



*Fig. 2*



*Fig. 3*



*Fig. 4*