



US00D423190S

United States Patent [19]
Castleberry, II

[11] **Patent Number: Des. 423,190**

[45] **Date of Patent: ** Apr. 25, 2000**

[54] **BODY SUIT**

D. 280,252 8/1985 Briggery Myles D2/734
D. 282,116 1/1986 Briggery Myles D2/734
D. 339,900 10/1993 Fanning D2/731

[76] Inventor: **Major R. Castleberry, II**, 5524
Beaudry St., Apt. D., Emeryville, Calif.
94608

Primary Examiner—Louis S. Zarfes
Assistant Examiner—Catherine R. Oliver
Attorney, Agent, or Firm—Linval B. Castle

[**] Term: **14 Years**

[21] Appl. No.: **29/103,790**

[57] **CLAIM**

[22] Filed: **Apr. 23, 1999**

The ornamental design for a body suit, as shown and described.

[51] **LOC (6) Cl.** **02-02**

DESCRIPTION

[52] **U.S. Cl.** **D2/731**

[58] **Field of Search** D2/731, 701, 702,
D2/703, 704, 720, 732, 733, 734; 2/49.1,
69, 78.1, 79

FIG. 1 is a front elevational view of a body suit showing my new design, the broken lines are for illustrative purposes only and form no part of the invention;

FIG. 2 is a side elevational view thereof, the opposite side being a mirror image thereof;

FIG. 3 is a rear elevational view thereof; and,

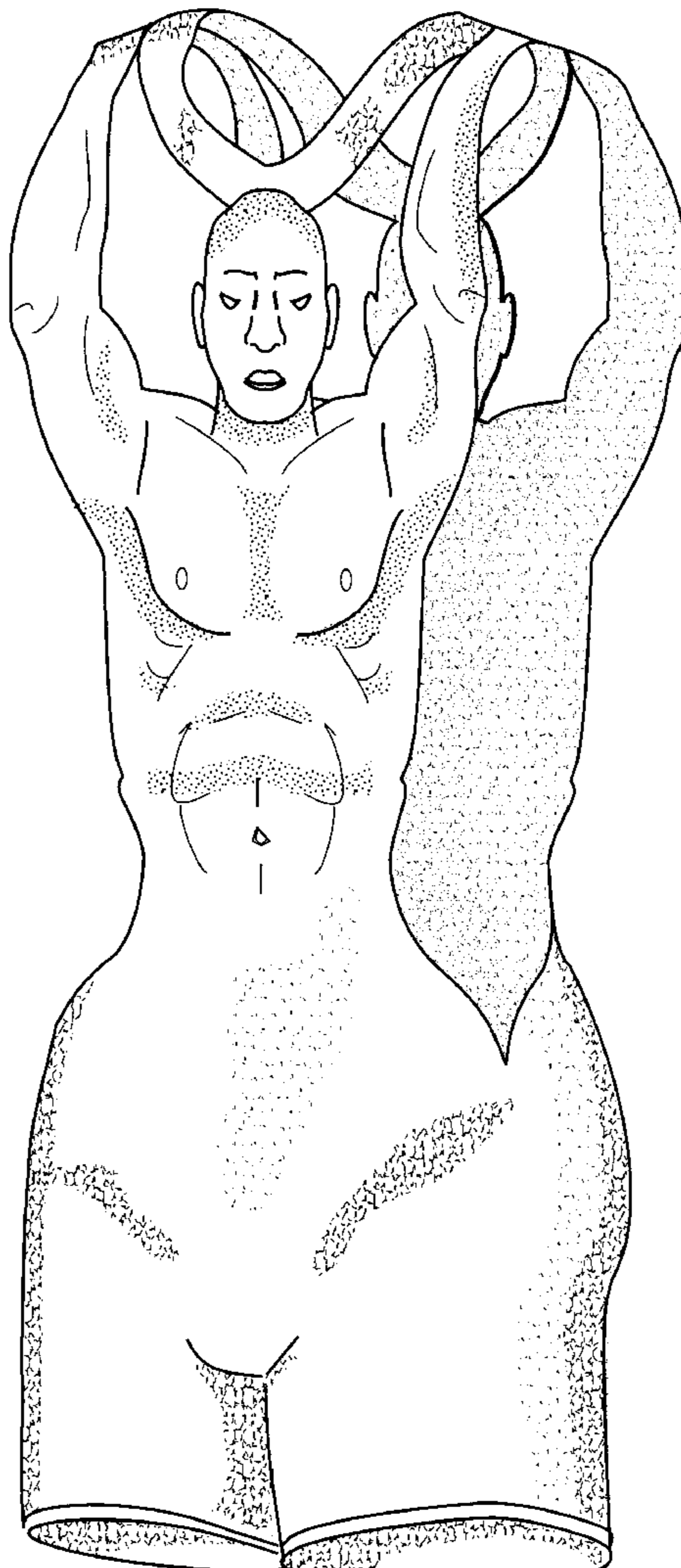
FIG. 4 is a perspective view thereof.

[56] **References Cited**

U.S. PATENT DOCUMENTS

D. 278,472 4/1985 Briggery Myles D2/734
D. 278,569 4/1985 Briggery Myles D2/734
D. 279,936 8/1985 Briggery Myles D2/734

1 Claim, 4 Drawing Sheets



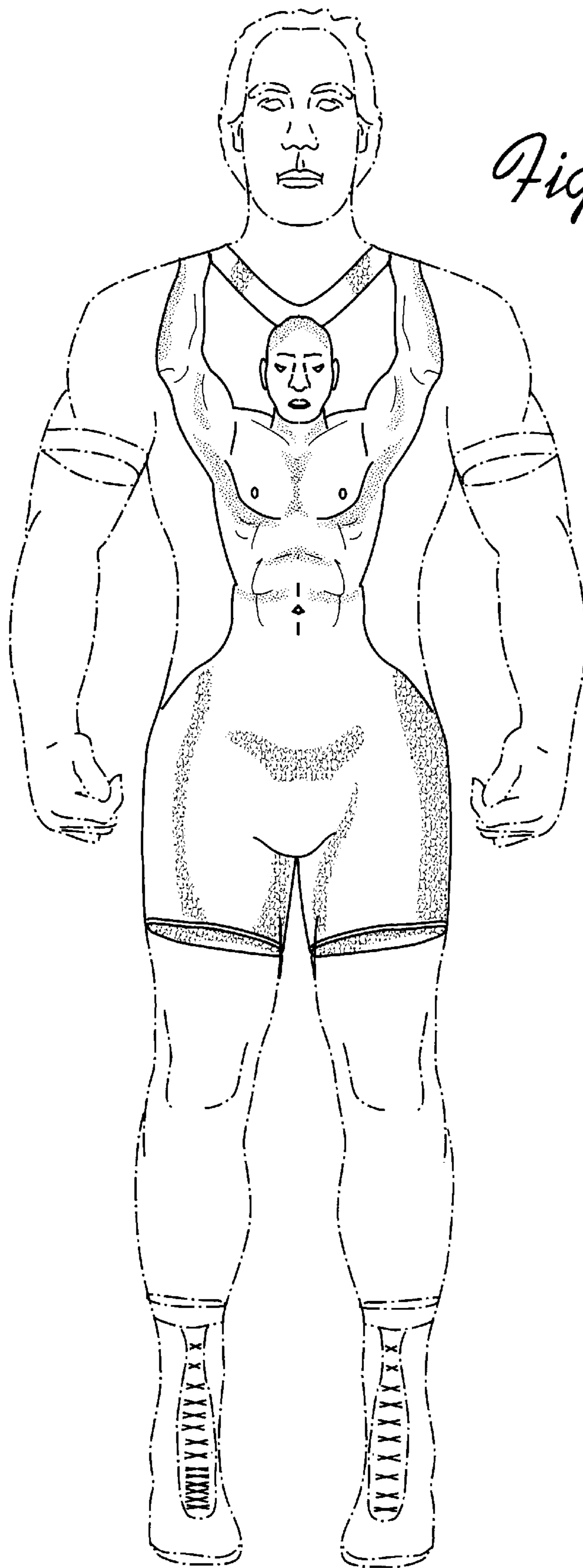


Fig. 1

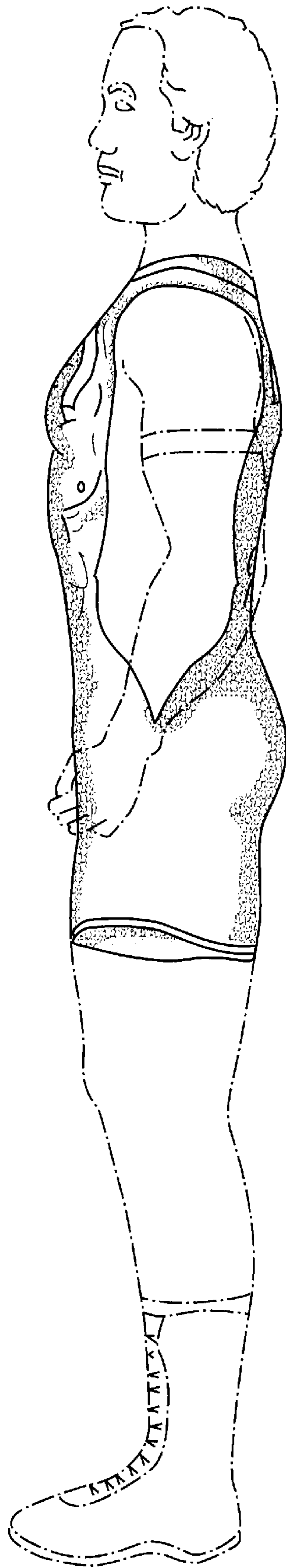


Fig. 2

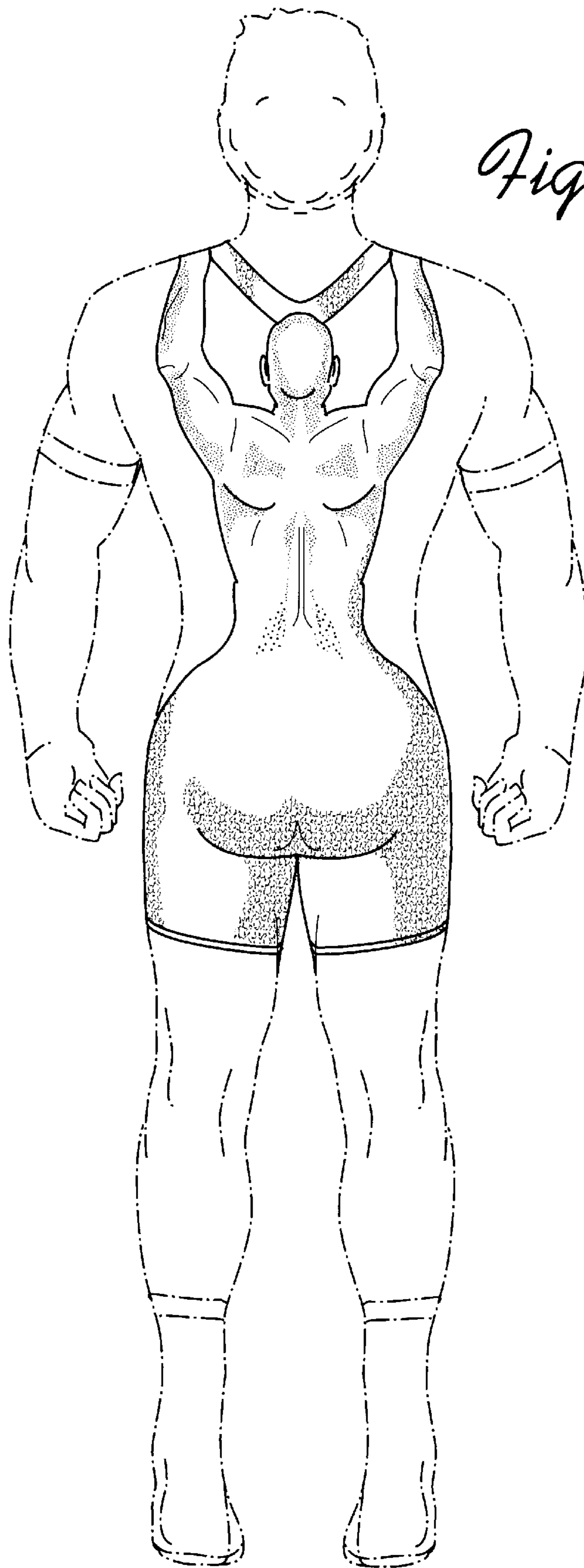


Fig. 3

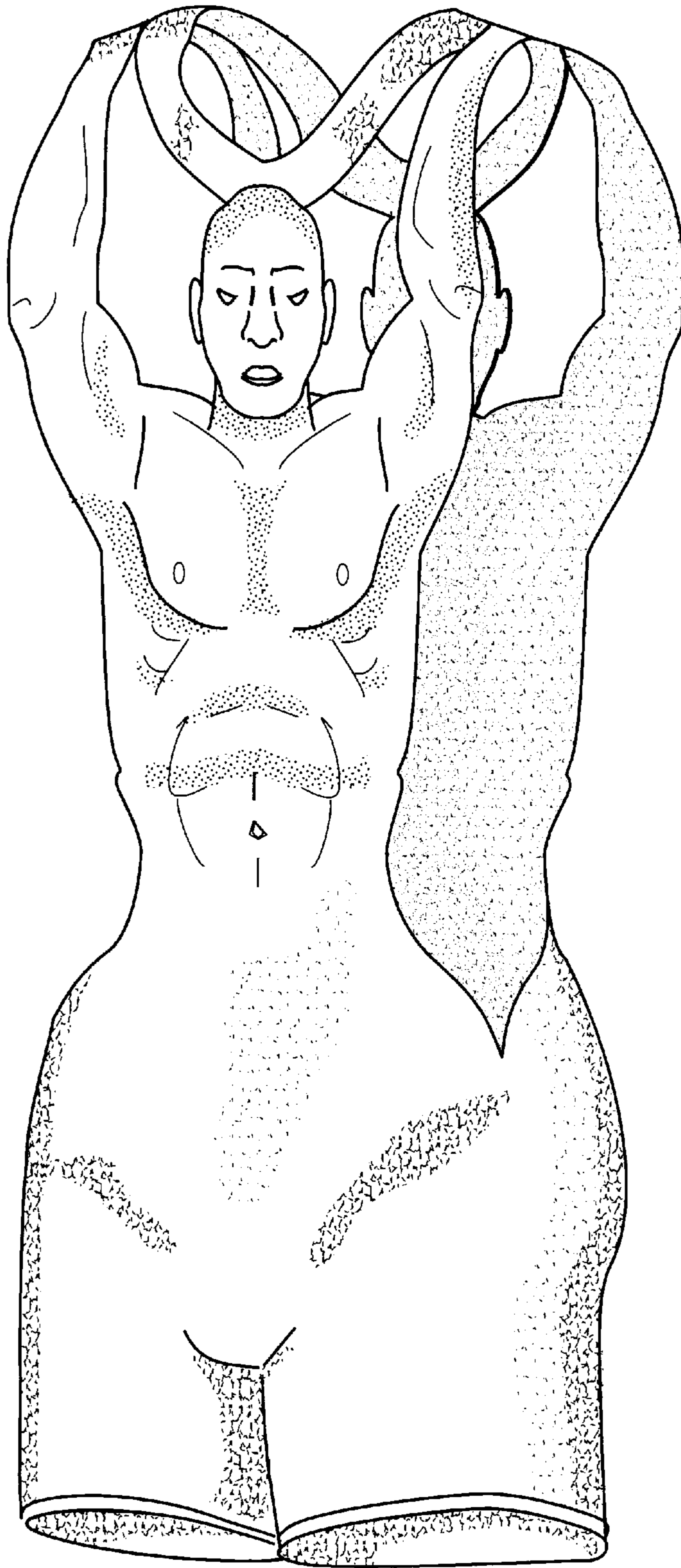


Fig. 4