



US00D423163S

United States Patent [19]

Stützer et al.

[11] **Patent Number: Des. 423,163**

[45] **Date of Patent: ** Apr. 18, 2000**

[54] **STEAM GENERATOR**

[75] Inventors: **Franz Alban Stützer**, Offenbach;
Klaus Försterling, Seligenstadt, both of
Germany

[73] Assignee: **Rowenta-Werke GmbH**, Offenbach
a.M., Germany

[**] Term: **14 Years**

[21] Appl. No.: **29/094,962**

[22] Filed: **Oct. 14, 1998**

[30] **Foreign Application Priority Data**

Apr. 14, 1998 [DE] Germany M 98 03 597

[51] **LOC (6) Cl.** **07-05**

[52] **U.S. Cl.** **D32/73; D32/71**

[58] **Field of Search** D32/71, 73; 38/77.1,
38/77.2-77.9, 79, 96, 141, 142; 248/117.1,
117.2-117.7; 219/245, 246, 247

[56] **References Cited**

U.S. PATENT DOCUMENTS

D. 370,324 5/1996 Villa D32/73

D. 388,576 12/1997 Gudfin et al. D32/73
D. 388,921 1/1998 Doria D32/73
D. 404,864 1/1999 Gudfin D32/73

Primary Examiner—Susan J. Lucas
Assistant Examiner—Cynthia E Ramirez
Attorney, Agent, or Firm—Cohen, Pontani, Lieberman &
Pavane

[57] **CLAIM**

The ornamental design for a steam generator, as shown.

DESCRIPTION

FIG. 1 is a front perspective view of the steam generator of the present invention;
FIG. 2 is a rear perspective view thereof;
FIG. 3 is a front elevational view thereof;
FIG. 4 is a rear elevational view thereof;
FIG. 5 is a right side view thereof;
FIG. 6 is a left side view thereof;
FIG. 7 is a top view thereof; and,
FIG. 8 is a bottom view thereof.

1 Claim, 3 Drawing Sheets






Fig. 1




Fig. 2



Fig. 3




Fig. 4

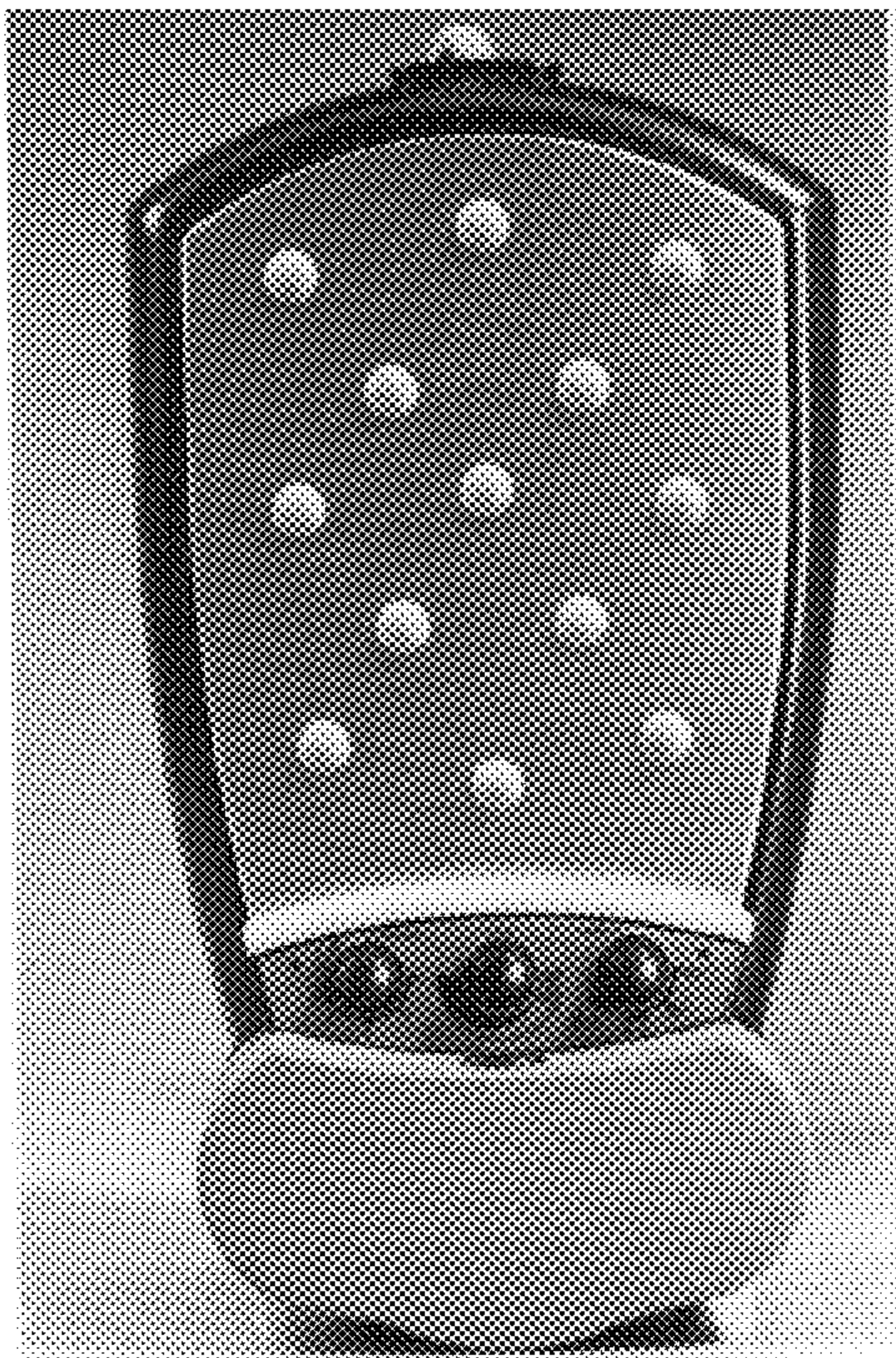


Fig. 7




Fig. 8




Fig. 5




Fig. 6