



US00D423153S

United States Patent [19] Rastelli

[11] **Patent Number: Des. 423,153**

[45] **Date of Patent: ** Apr. 18, 2000**

[54] **UTENSIL BASKET FOR A POWERED
WAREWASHING SYSTEM**

[75] Inventor: **Agostino A. Rastelli**, Grove City, Ohio

[73] Assignee: **N. Wasserstrom & Sons, Inc.**,
Columbus, Ohio

[**] Term: **14 Years**

[21] Appl. No.: **29/097,868**

[22] Filed: **Dec. 16, 1998**

[51] **LOC (6) Cl.** **15-05**

[52] **U.S. Cl.** **D32/3**

[58] **Field of Search** D32/25, 3, 55;
D7/637-641; 134/84, 92, 200, 201; 220/83,
19; 211/41

[56] **References Cited**

U.S. PATENT DOCUMENTS

D. 204,076	3/1966	Maslow	D32/3
D. 331,477	12/1992	Michael et al.	D32/3
3,182,854	5/1965	Geller	211/181
3,665,943	5/1972	Lampman et al.	134/200
3,935,958	2/1976	Frangos	220/19
4,058,233	11/1977	Frangos	220/19

4,834,125 5/1989 Insalaco 134/201

Primary Examiner—Mitchell Siegel
Attorney, Agent, or Firm—Porter, Wright, Morris & Arthur
LLP

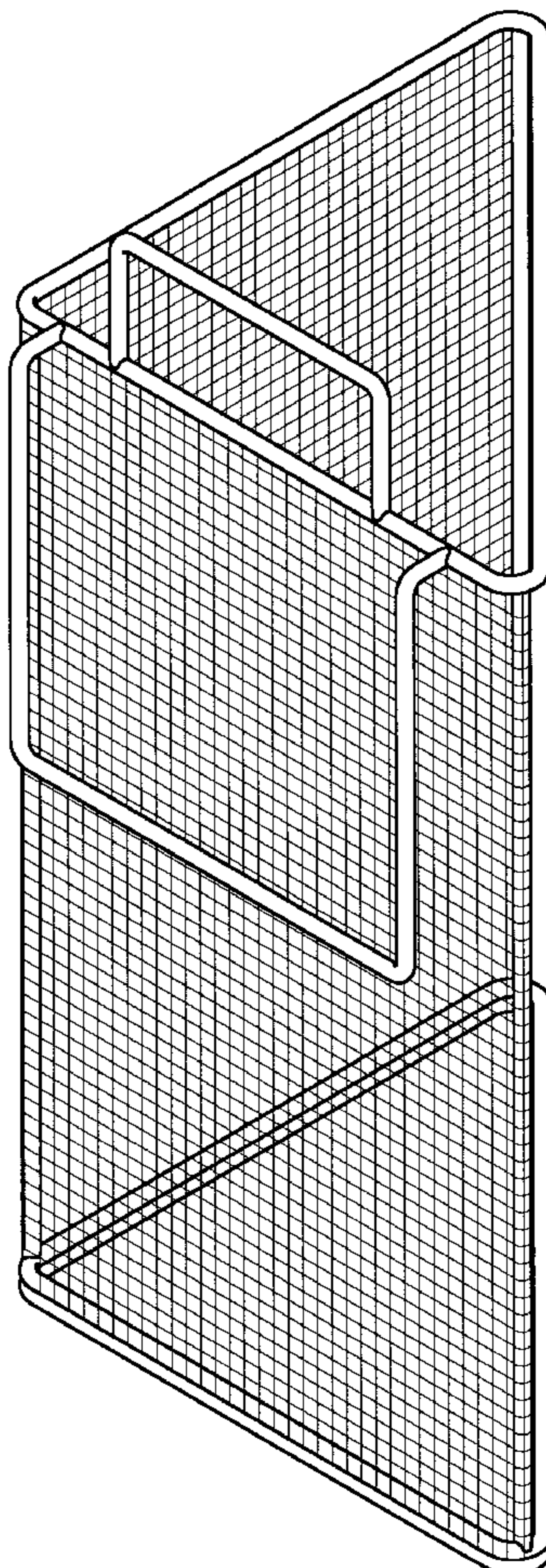
[57] **CLAIM**

The ornamental design for an utensil basket for a powered warewashing system, as shown and described.

DESCRIPTION

FIG. 1 is a perspective view of the utensil basket for a powered warewashing system showing my new design; FIG. 2 is a top view of the utensil basket for a powered warewashing system; FIG. 3 is a right side view of the utensil basket for a powered warewashing system; FIG. 4 is a front view of the utensil basket for a powered warewashing system; FIG. 5 is a left side view of utensil basket for a powered warewashing system; FIG. 6 is a rear view of the utensil basket for a powered warewashing system; and, FIG. 7 is a bottom view of the utensil basket for a powered warewashing system.

1 Claim, 3 Drawing Sheets



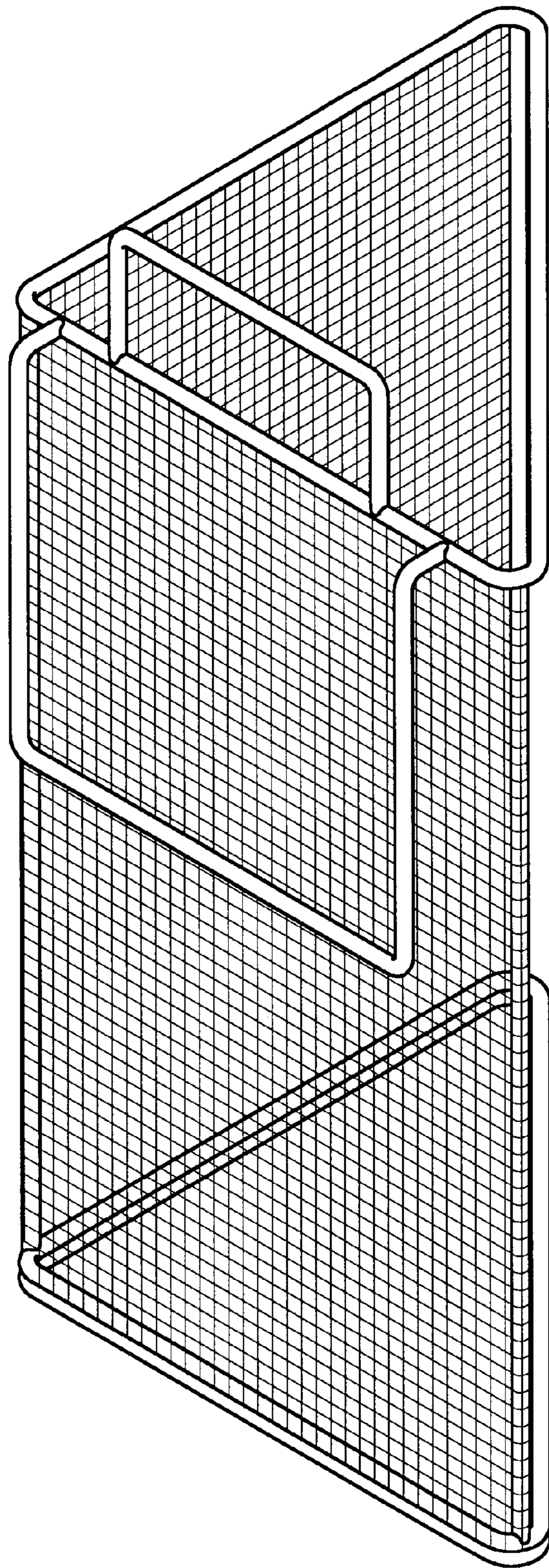


FIG-1

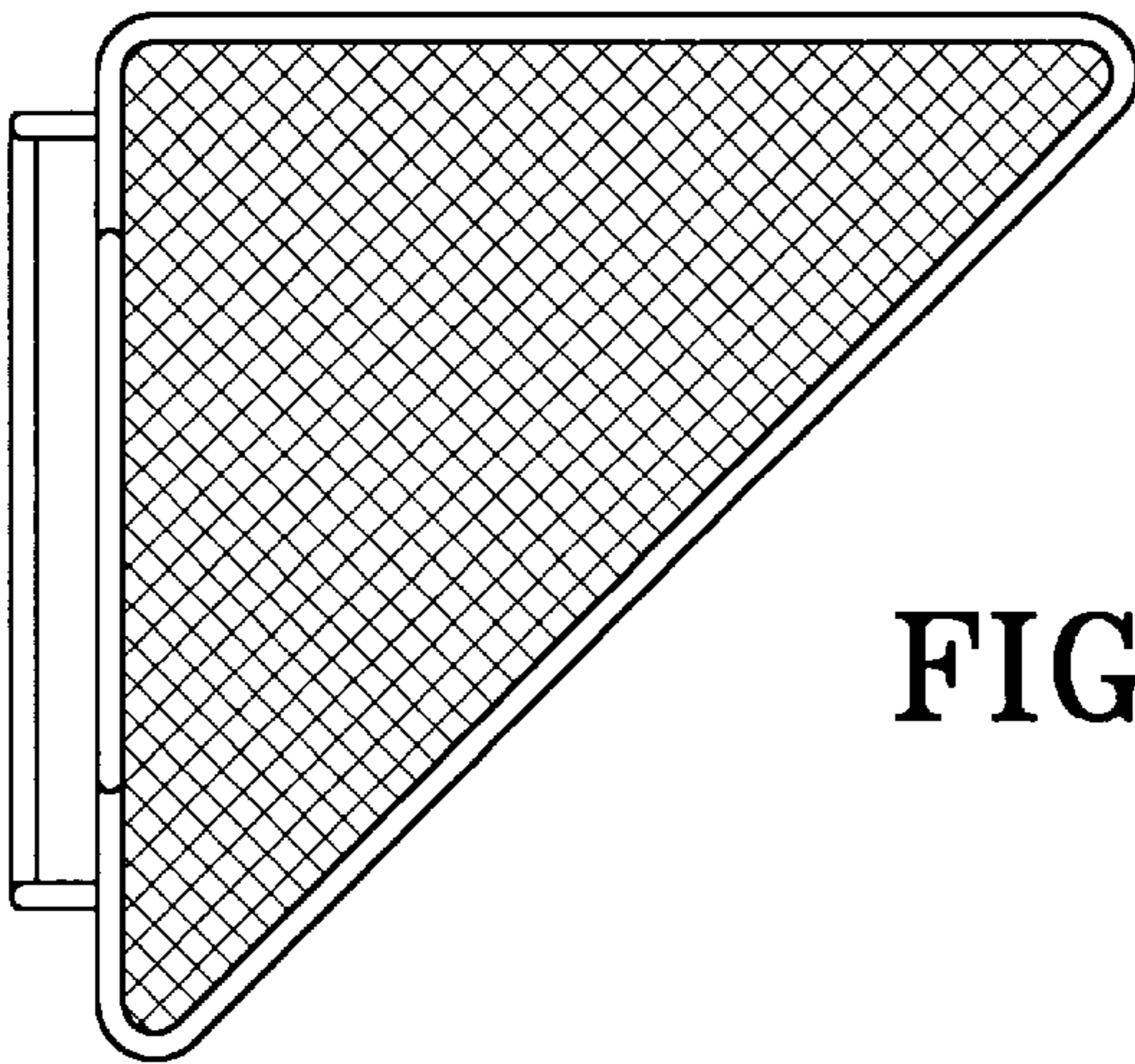


FIG-2




FIG-3




FIG-4




FIG-5

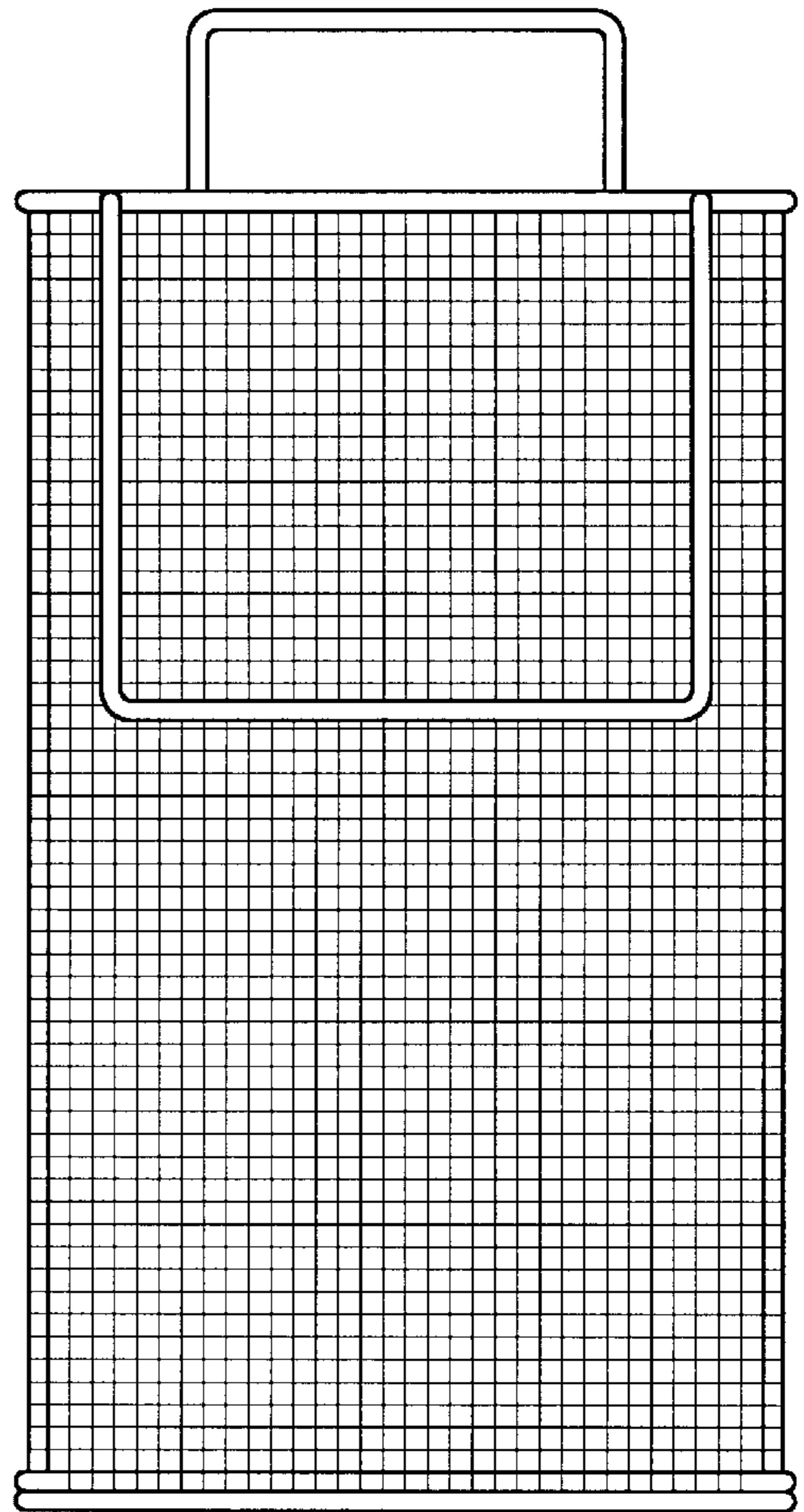


FIG-6

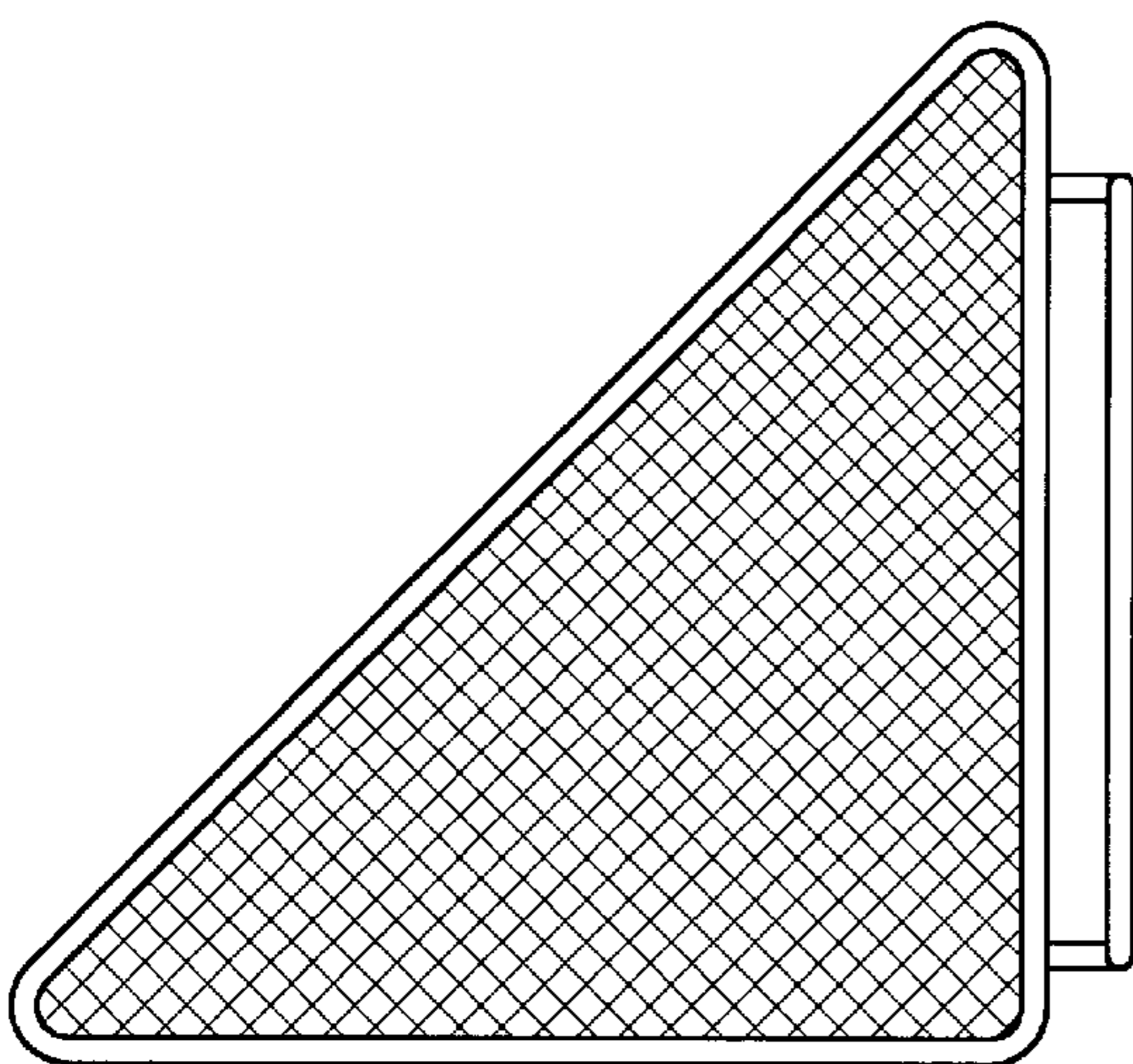


FIG-7