



US00D423148S

United States Patent [19]

[11] **Patent Number: Des. 423,148**

Prekup

[45] **Date of Patent: ** Apr. 18, 2000**

[54] **ENTRANCE FOR A BIRD HOUSE**

3,643,631 2/1972 Wade et al. .
3,783,831 1/1974 Patliff .
4,471,721 9/1984 Vail .
4,846,110 7/1989 Reynolds .
5,228,410 7/1993 Parker .

[76] **Inventor: Frank B. Prekup, R.D. 3 Box 81 C, Milton, Del. 19968**

[**] **Term: 14 Years**

FOREIGN PATENT DOCUMENTS

[21] **Appl. No.: 29/103,046**

2040662 9/1980 United Kingdom .
2182535 5/1987 United Kingdom .

[22] **Filed: Apr. 7, 1999**

[51] **LOC (6) Cl. 30-02**

[52] **U.S. Cl. D30/110**

[58] **Field of Search D30/110, 111,
D30/124-128; 119/57.9, 53, 54, 57.8, 52.2,
52.3; 2/206**

Primary Examiner—Stella Reid
Assistant Examiner—Catherine R. Oliver
Attorney, Agent, or Firm—Richard C. Litman

[57] CLAIM

The ornamental design for an entrance for a bird house, as shown and described.

[56] References Cited

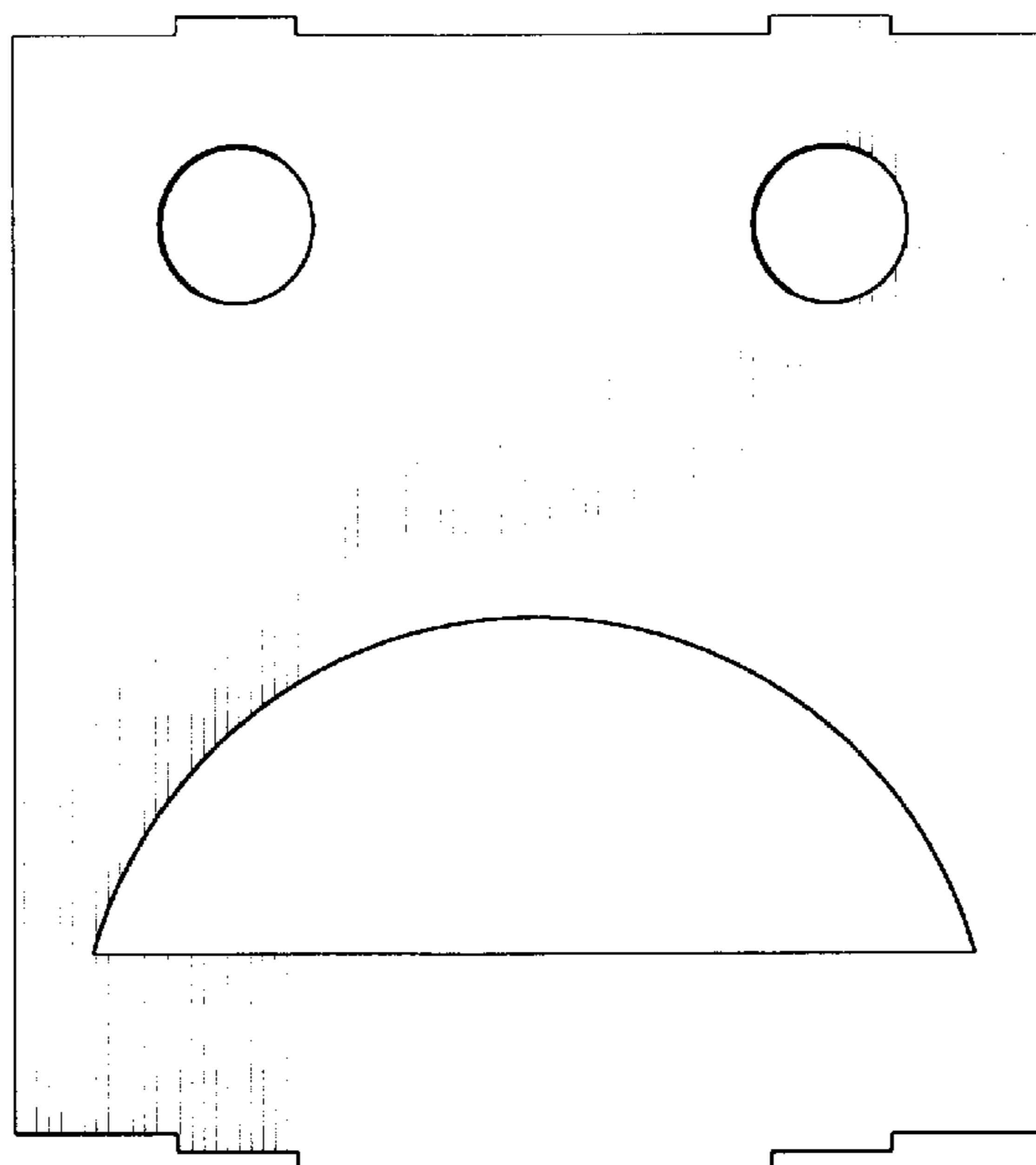
U.S. PATENT DOCUMENTS

Re. 25,878 10/1965 Vail .
D. 117,482 11/1939 Mustarkes 119/57.8 X
D. 170,833 11/1953 Rebora D30/110
D. 194,750 3/1963 Dahmus D30/110
D. 221,090 7/1971 Vail D30/110
D. 328,370 7/1992 Embree D30/124
D. 347,302 5/1994 Maple D30/110
D. 349,784 8/1994 Burns et al. D30/110
D. 356,878 3/1995 Thaxter D30/110
D. 358,907 5/1995 Spivey D30/110
D. 370,311 5/1996 Logan, Jr. D30/110
1,166,100 12/1915 White .
3,182,634 5/1965 Myaida et al. .
3,282,251 11/1966 Dahmus .
3,410,248 11/1968 Vail .
3,426,732 2/1969 Wade .
3,496,913 2/1970 Vail .
3,563,205 2/1971 Vail .

DESCRIPTION

FIG. 1 is a perspective view of a first embodiment of an entrance for a bird house showing my new design;
FIG. 2 is a front elevational view thereof;
FIG. 3 is a rear elevational view thereof;
FIG. 4 is a right side elevational view with the left side being a mirror image thereof;
FIG. 5 is a top view thereof;
FIG. 6 is a bottom view thereof;
FIG. 7 is a front elevational view of a second embodiment thereof; and,
FIG. 8 is a rear elevational view thereof.
The broken line showing of the bird house in FIG. 1 is for illustrative purposes only and forms no part of the claimed design. The top, bottom, and side views of the two embodiments are identical.

1 Claim, 3 Drawing Sheets



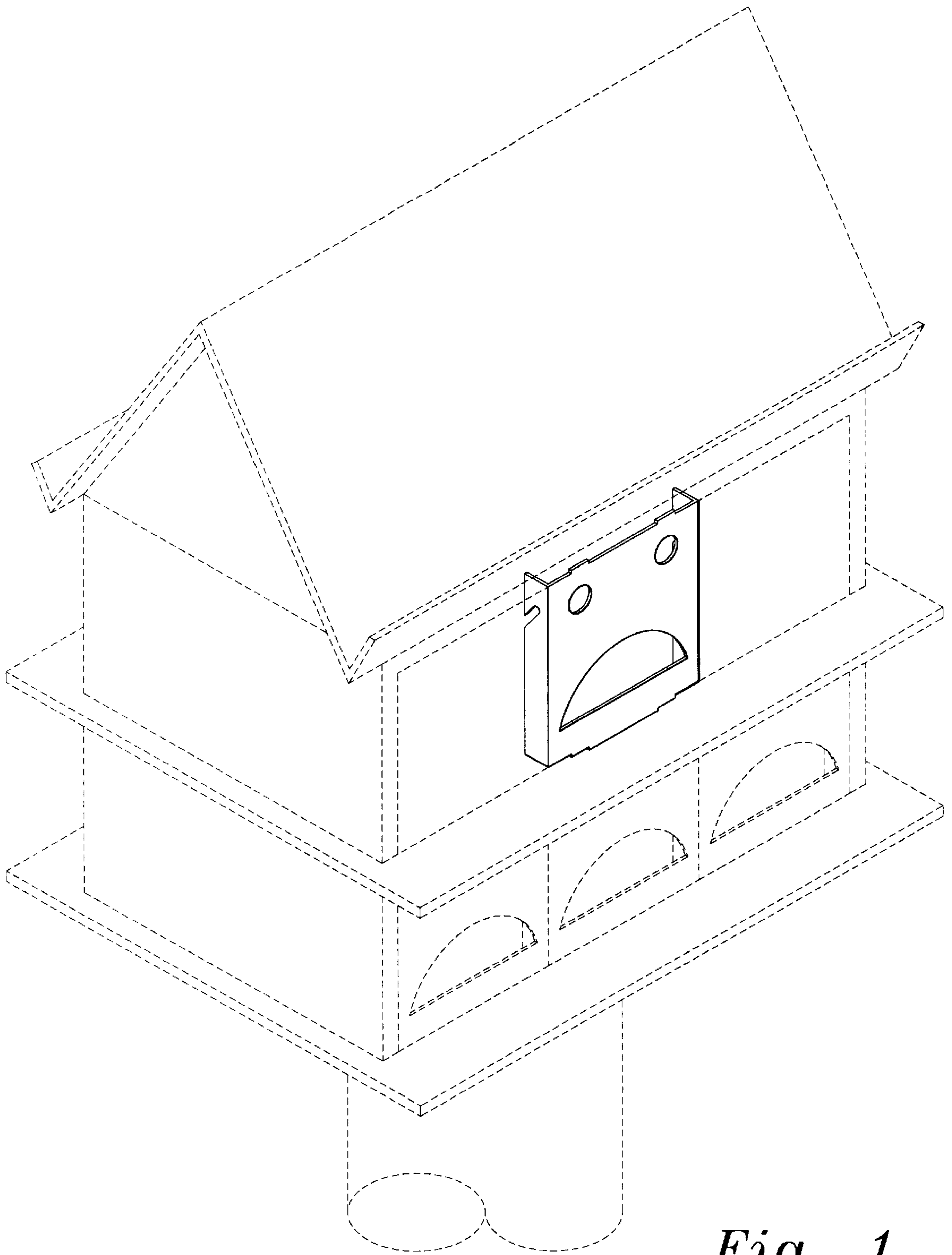


Fig. 1




Fig. 5

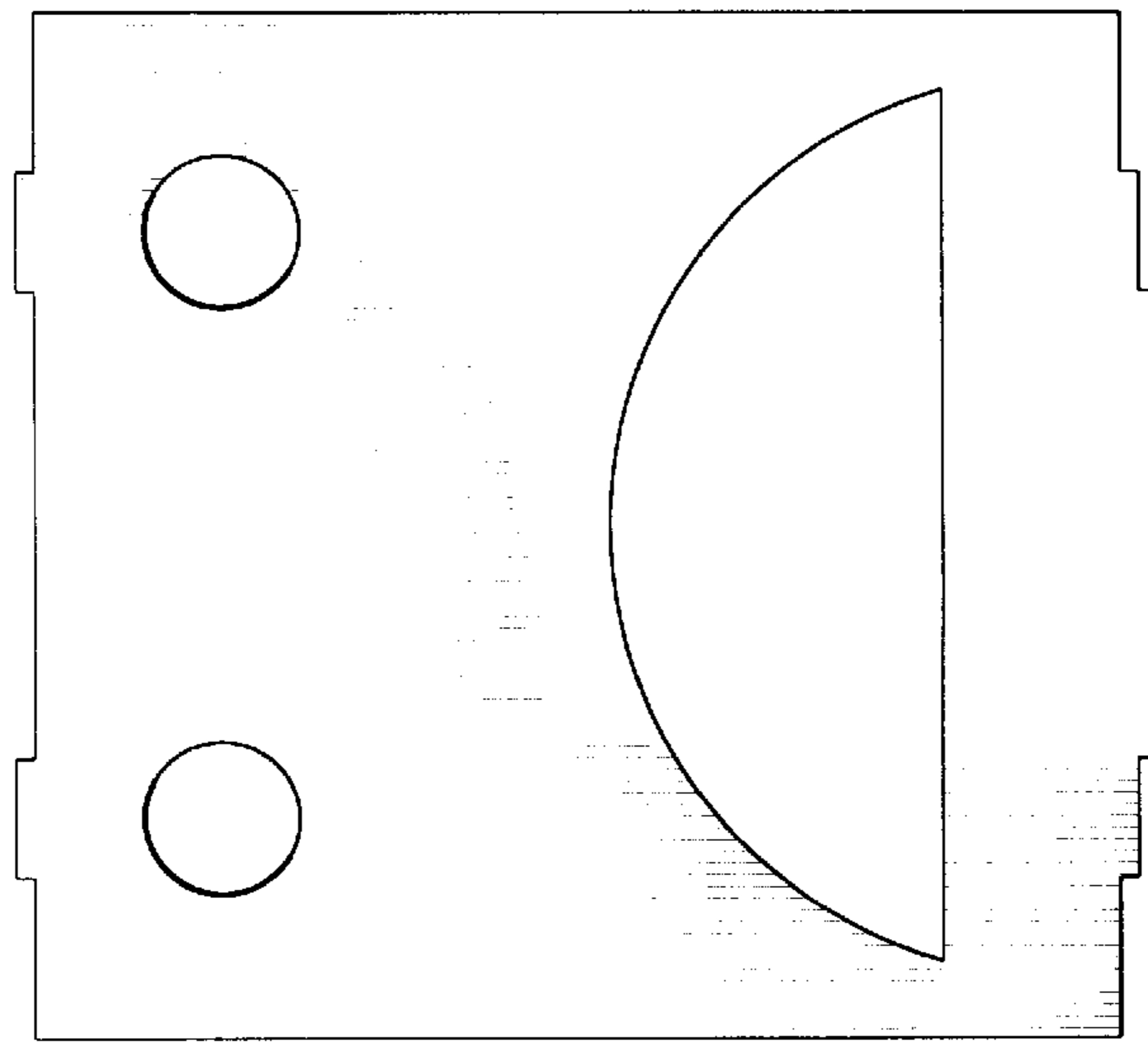


Fig. 2

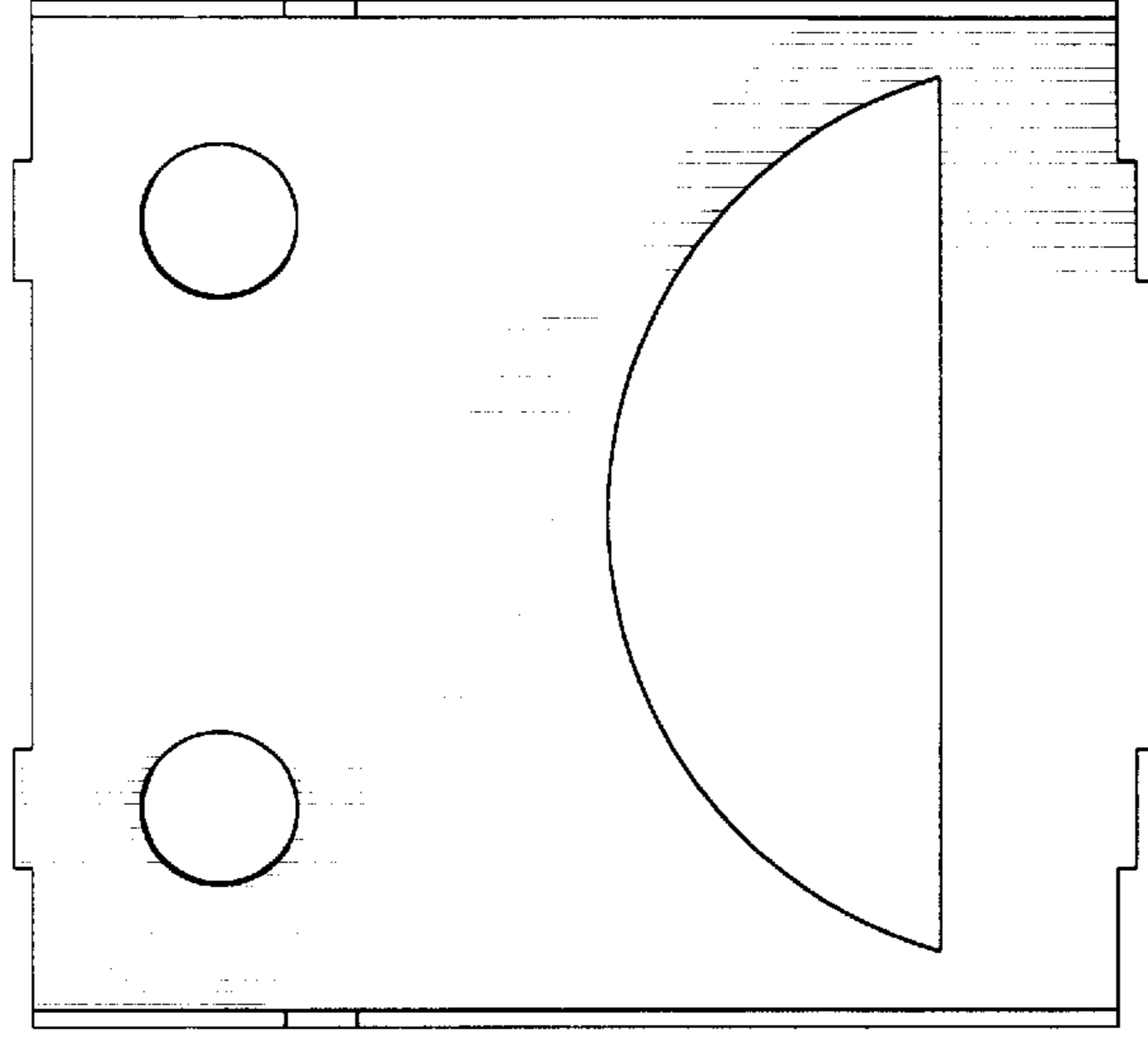


Fig. 3




Fig. 4




Fig. 6




Fig. 7

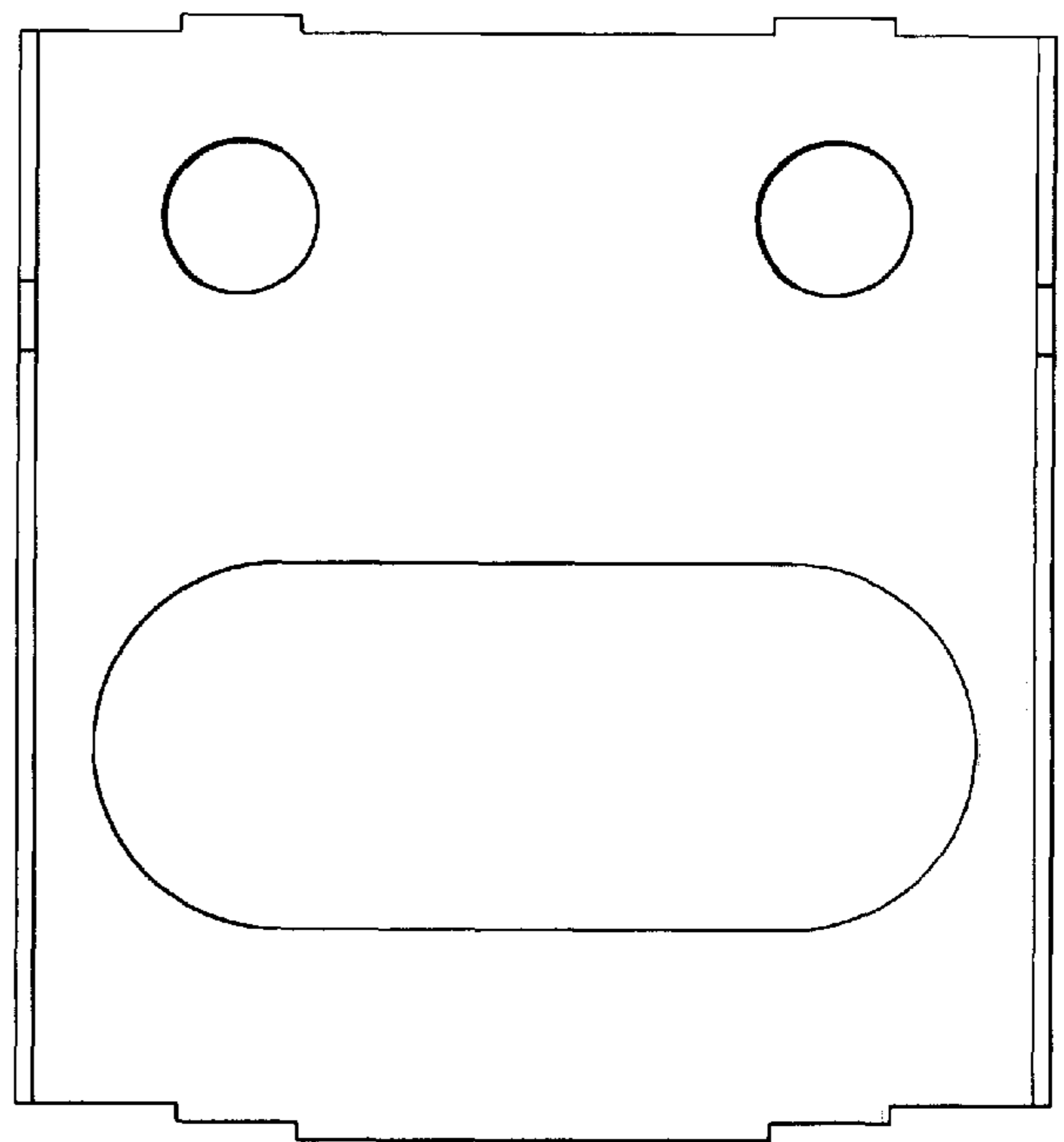


Fig. 8