



US00D423145S

United States Patent [19]

Garofano et al.

[11] Patent Number: Des. 423,145

[45] Date of Patent: ** Apr. 18, 2000

[54] COSMETIC CONTAINER

[75] Inventors: **Raymond Garofano**, Pelham, N.Y.;
Eileen Ann Higgins, Secaucus, N.J.;
James Joel Schultz; **Catherine Ann Wohlfeil**, both of New York, N.Y.

[73] Assignee: **Revlon Consumer Products Corporation**, New York, N.Y.

[**] Term: **14 Years**

[21] Appl. No.: **29/095,096**

[22] Filed: **Oct. 16, 1998**

[51] LOC (6) Cl. **28-03**

[52] U.S. Cl. **D28/77; 28/7**

[58] Field of Search 28/7, 25, 76, 85-89;
D4/114, 115, 117; D9/338; 132/218, 317,
320; 401/118-130, 16, 24, 27, 37, 38

[56] References Cited

U.S. PATENT DOCUMENTS

Re. 9,902	10/1881	Hoffman	401/92
D. 117,276	10/1939	Jung	D28/89
D. 175,548	9/1955	Kane	D4/114
D. 244,318	5/1977	Drysdale	D28/89
D. 260,564	9/1981	Jedzinak et al.	D28/89
D. 275,040	8/1984	Hollowway	D28/76
D. 277,324	1/1985	Davey	D28/77
D. 287,168	12/1986	Kingsford et al.	D28/77
D. 306,494	3/1990	Bajusz	D28/7
D. 325,599	4/1992	Poisson	D19/49
D. 336,567	6/1993	Glover et al.	D4/108
D. 343,699	1/1994	Yang	D28/88
D. 409,800	5/1999	Litton	D28/77
1,185,617	6/1916	Blaha et al.	.
2,829,655	4/1958	Bau	132/218

2,990,834	7/1961	Amen	401/4
3,071,143	1/1963	Bau	401/128
3,073,320	1/1963	Seaver	.
3,230,960	1/1966	Moore et al.	401/78
3,337,901	8/1967	Schefer et al.	.
3,763,870	10/1973	Montgomery et al.	132/218
3,764,221	10/1973	Solenghi	401/129
3,896,823	7/1975	Spatz	.
3,921,650	11/1975	Montgomery	.
4,810,122	3/1989	Cole	401/122
4,886,080	12/1989	Cole	132/320
5,061,103	10/1991	Walsh-Smith	401/122
5,086,793	2/1992	Kingsford	132/218
5,116,154	5/1992	Fulkerson	401/127
5,188,472	2/1993	Sgro	401/124

OTHER PUBLICATIONS

Beauty Fashion Feb. 1981, p. 21: lipstick cases.

Primary Examiner—Ted Shooman

Assistant Examiner—C Tuttle

Attorney, Agent, or Firm—Julie Blackburn

[57] CLAIM

The ornamental design for a cosmetic container, as shown and described.

DESCRIPTION

FIG. 1 is a front perspective view of the container;

FIG. 2 is a front view of the container;

FIG. 3 is a right side view of the container;

FIG. 4 is a rear view of the container;

FIG. 5 is a top plan view of the container; and,

FIG. 6 is a bottom plan view of the container.

The left side of the design is a mirror image of the right side shown in FIG. 3.

1 Claim, 2 Drawing Sheets

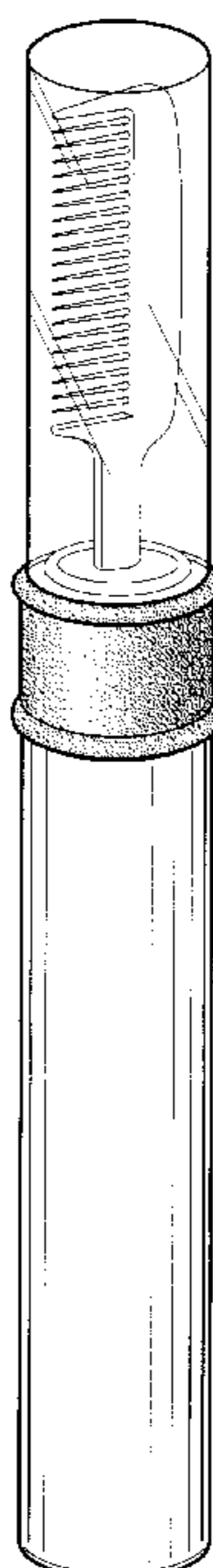


FIG. 1

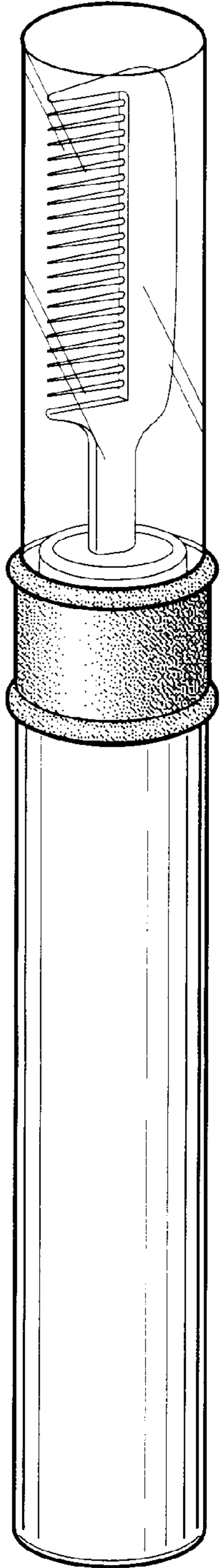


FIG. 2

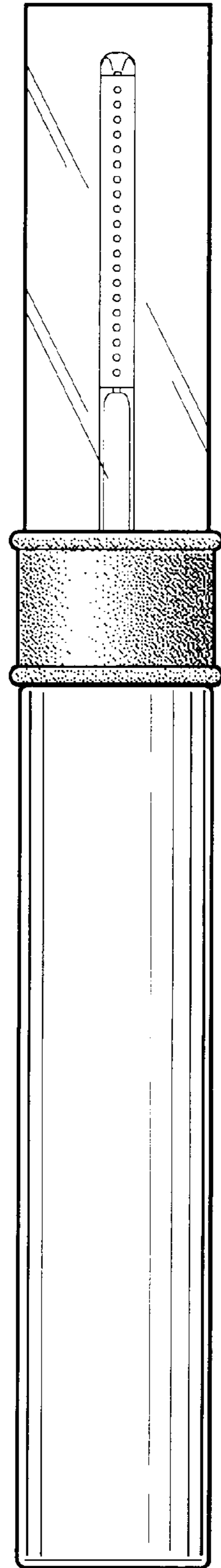


FIG. 3




FIG. 4




FIG. 5

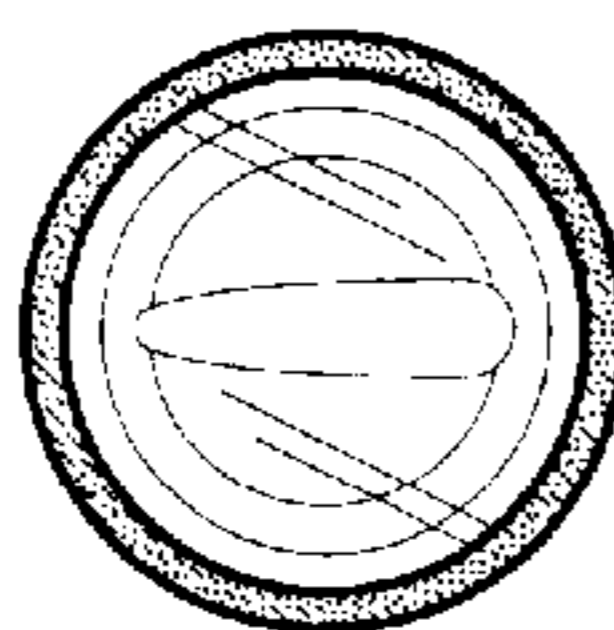


FIG. 6

