



US00D423133S

United States Patent [19] Spitler

[11] **Patent Number: Des. 423,133**

[45] **Date of Patent: ** Apr. 18, 2000**

[54] **INDOOR HALOGEN LAMP**

5,813,751 9/1998 Shaffer 362/249

[75] Inventor: **Brian Spitler**, Elon College, N.C.

OTHER PUBLICATIONS

[73] Assignee: **Regent Lighting Corporation**, Burlington, N.C.

Amerlux lighting catalog, p. 4, lighting system parts 2 and 4, fluorescent lamp boxes, 1986.

[**] Term: **14 Years**

Primary Examiner—Susan J. Lucas
Attorney, Agent, or Firm—Niro, Scavone, Haller & Niro

[21] Appl. No.: **29/099,744**

[22] Filed: **Jan. 28, 1999**

[51] **LOC (6) Cl.** **26-05**

[52] **U.S. Cl.** **D26/86**

[58] **Field of Search** D26/24, 72, 80,
D26/81, 84, 85, 86, 88, 89, 92, 113, 60,
63, 65; 362/404-408, 432, 147, 376, 377,
378, 287, 286, 269, 275, 418, 419, 427,
240, 237

[57] CLAIM

I claim the ornamental design for an indoor halogen lamp, as shown and described.

DESCRIPTION

FIG. 1 is a perspective view taken from the left side of an indoor halogen lamp showing my new design;

FIG. 2 is a top plan view thereof;

FIG. 3 is a front elevational view thereof;

FIG. 4 is a bottom plan view thereof; and,

FIG. 5 is a side elevational view thereof.

[56] References Cited

U.S. PATENT DOCUMENTS

D. 401,376 11/1998 Ho D26/86

1 Claim, 1 Drawing Sheet




FIG. 1

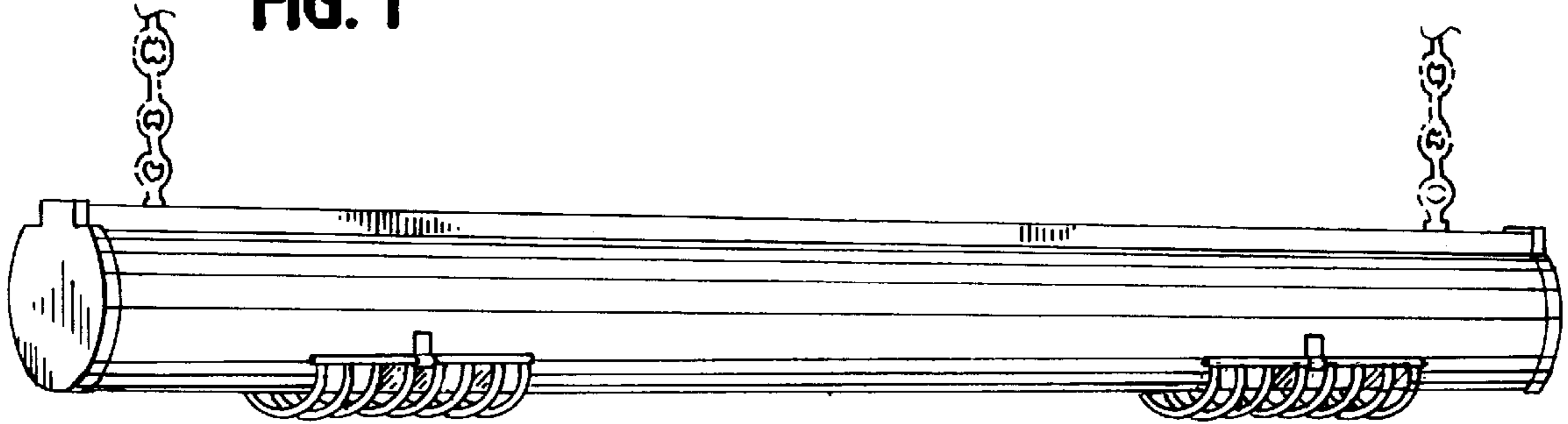


FIG. 2

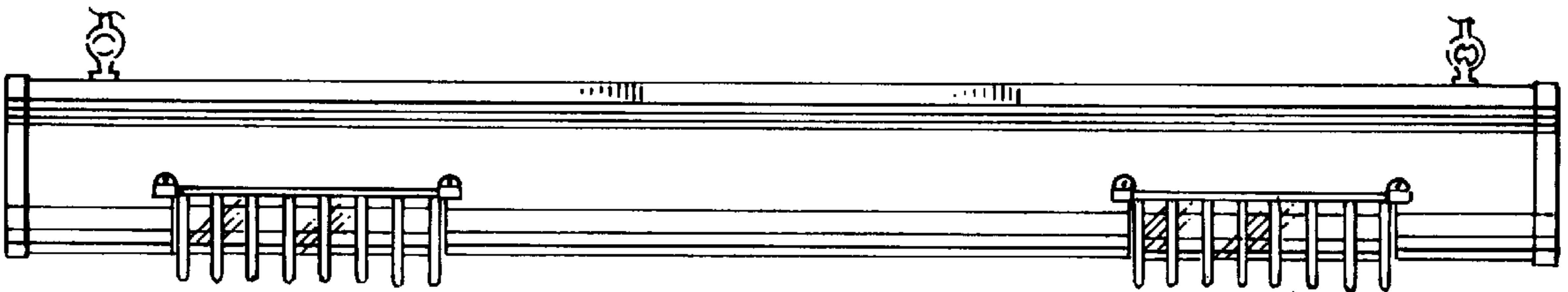
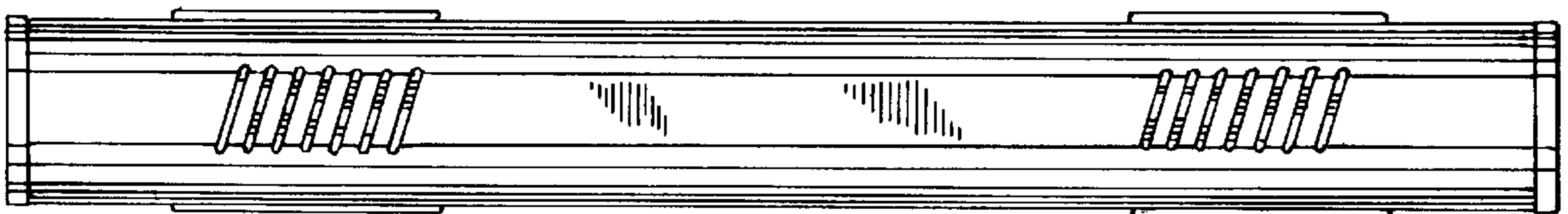


FIG. 3




FIG. 4

FIG. 5

