



US00D423111S

United States Patent [19]

Davis et al.

[11] Patent Number: **Des. 423,111**

[45] Date of Patent: **** Apr. 18, 2000**

[54] **DRUG DOSAGE CONTAINER**

[75] Inventors: **Martha Davis**, New York, N.Y.;
Lawrence E. Lambelet, Flemington,
N.J.

[73] Assignee: **Ortho Pharmaceutical Corp.**, Raritan,
N.J.

[**] Term: **14 Years**

[21] Appl. No.: **29/088,776**

[22] Filed: **Jun. 1, 1998**

[51] **LOC (6) Cl.** **24-02**

[52] **U.S. Cl.** **D24/226; D3/203; D9/339**

[58] **Field of Search** **D24/121, 227,**
D24/229; D9/339, 341; D3/203; 206/534.1,
459.1, 531, 535, 532, 539, 538

[56] **References Cited**

U.S. PATENT DOCUMENTS

D. 218,400 8/1970 Walter D9/339
D. 326,226 5/1992 Gerhart D9/423

D. 339,742 9/1993 Walchek, Jr. et al. D9/339
3,324,996 6/1967 Jordt 206/531
4,593,819 6/1986 Will D24/229
4,817,819 4/1989 Kelly 206/531 X

Primary Examiner—Stella Reid
Assistant Examiner—I Simmons
Attorney, Agent, or Firm—Paul A. Coletti

[57] **CLAIM**

The ornamental design for a drug dosage container, as shown and described.

DESCRIPTION

FIG. 1 is a perspective view of a drug dosage container showing our new design, in closed condition; FIG. 2 is a right side elevational view thereof, the left side elevation being a mirror image; FIG. 3 is a top plan view thereof; FIG. 4 is a front elevational view thereof; FIG. 5 is a rear elevational view thereof; FIG. 6 is a bottom plan view thereof; and, FIG. 7 is a perspective view thereof, in open condition.

1 Claim, 4 Drawing Sheets

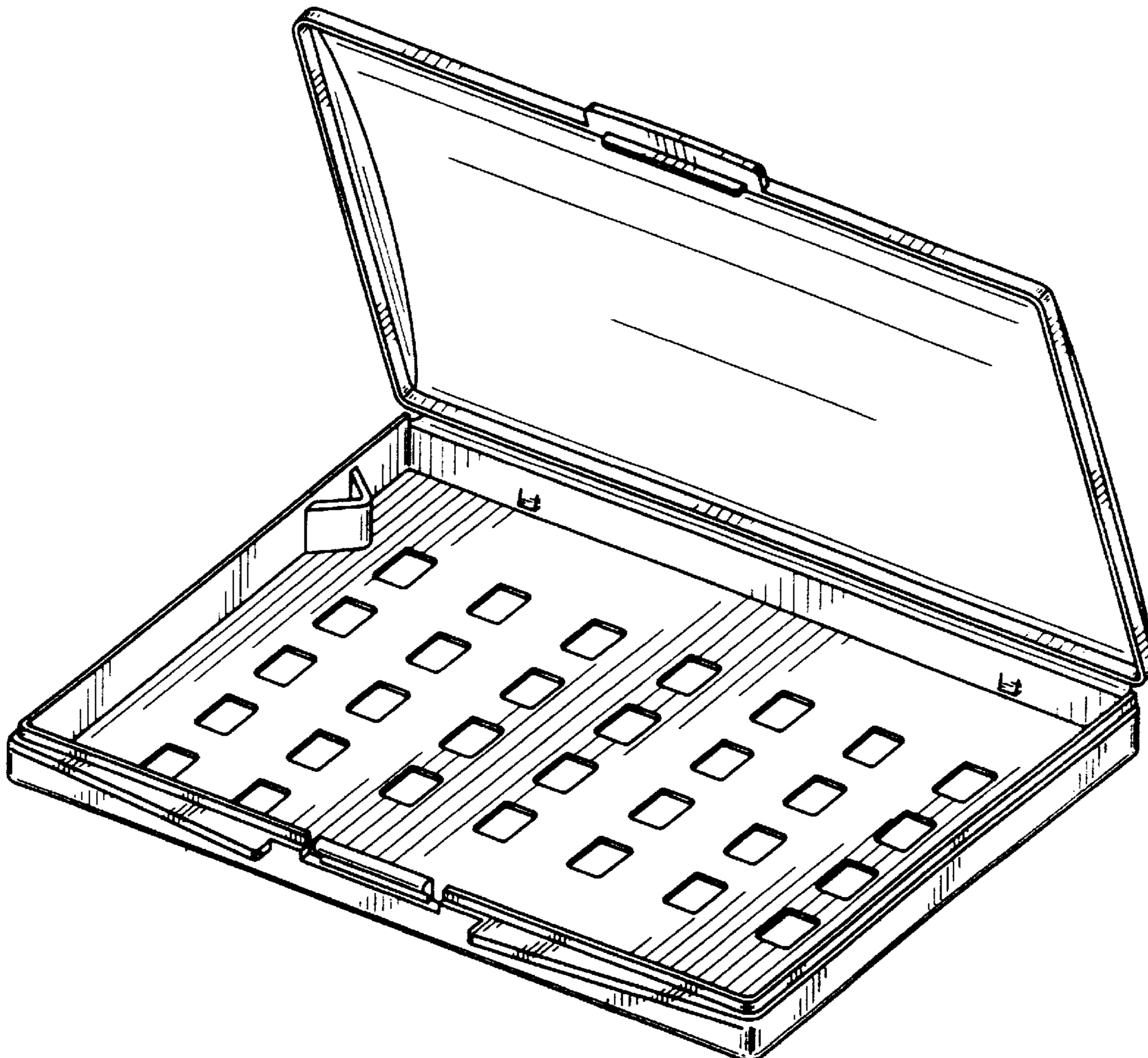


FIG. 1

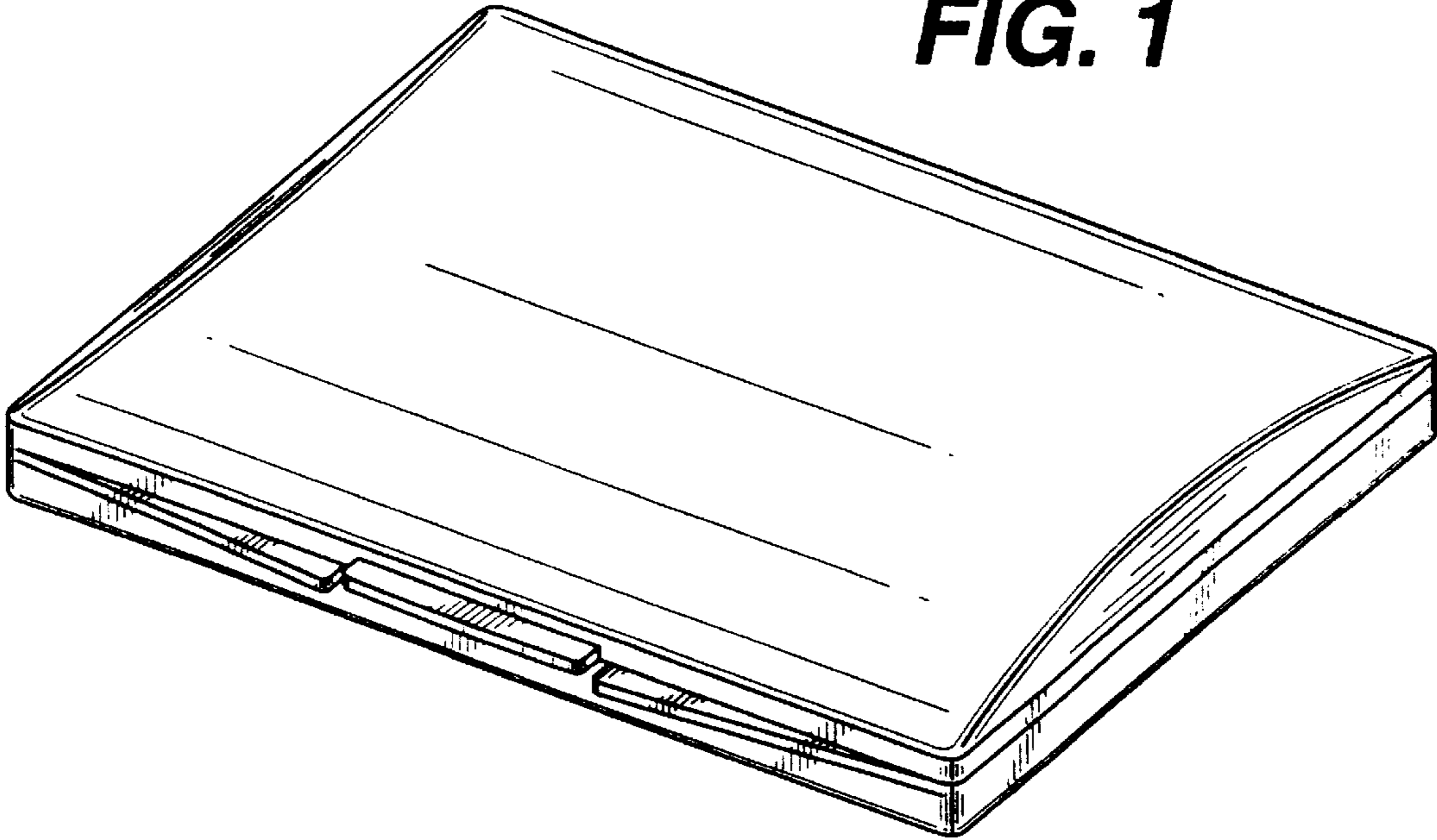


FIG. 2




FIG. 3




FIG. 4




FIG. 5




FIG. 6

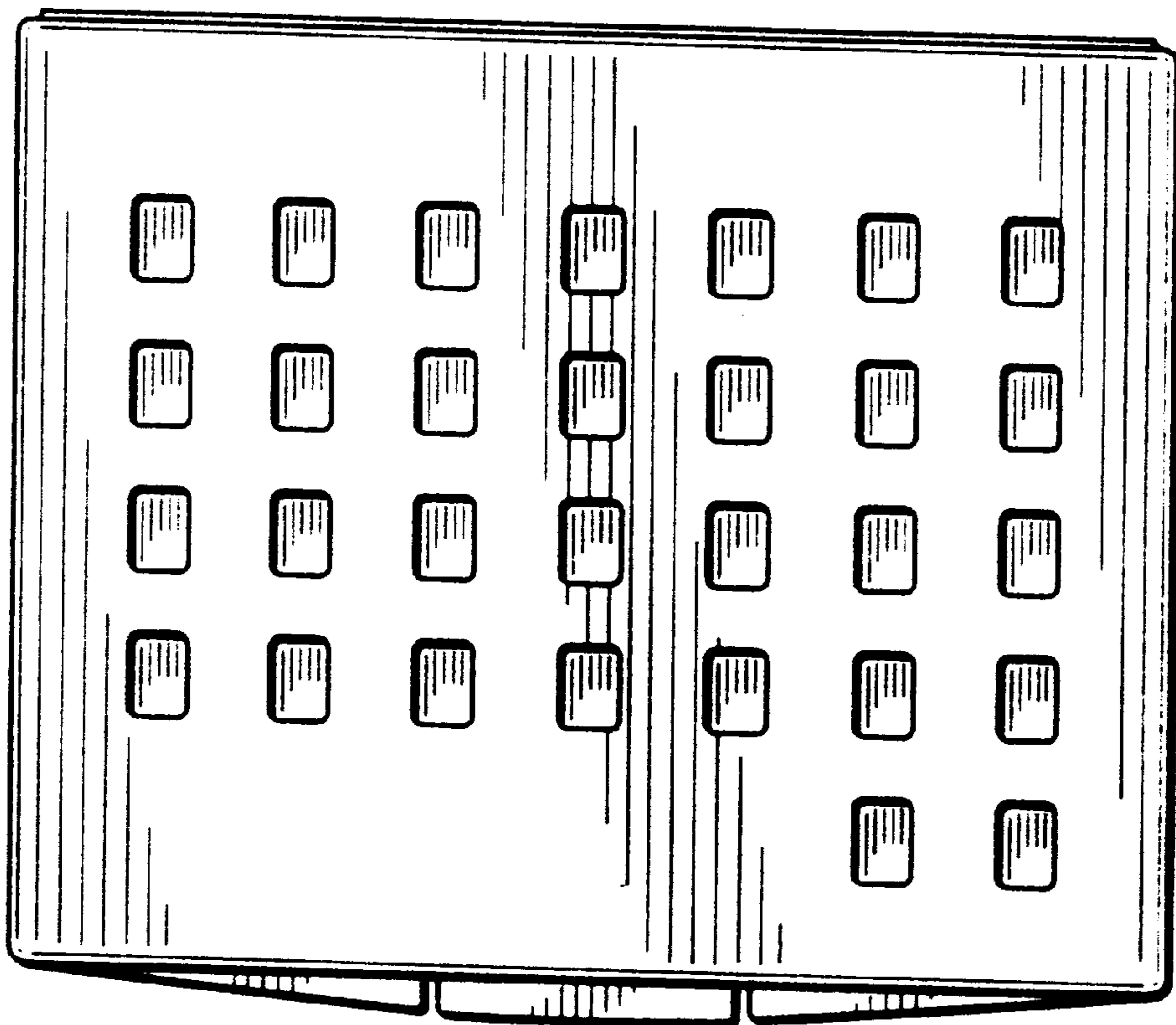


FIG. 7

