



US00D423098S

United States Patent [19]
Stancyk, Jr.

[11] **Patent Number: Des. 423,098**
[45] **Date of Patent: ** Apr. 18, 2000**

[54] **DIAPER WITH WETNESS INDICATOR**

5,389,093 2/1995 Howell 604/361

[76] Inventor: **Thomas F Stancyk, Jr.**, 1074
Liverpool La., San Jacinto, Calif. 92583

Primary Examiner—Stella Reid

[**] Term: **14 Years**

[57] **CLAIM**

The ornamental design for a diaper with wetness indicator, as shown.

[21] Appl. No.: **29/099,151**

[22] Filed: **Jan. 14, 1999**

DESCRIPTION

[51] **LOC (6) Cl.** **24-04**

FIG. 1 is a front elevational view of the diaper with wetness indicator of the present invention;

[52] **U.S. Cl.** **D24/126; D24/124**

FIG. 2 is a back elevational view of the diaper with wetness indicator of FIG. 1;

[58] **Field of Search** D24/124, 126;
604/358, 361, 362, 366, 384, 385.1, 385.2,
387, 389, 390, 391, 394, 396

FIG. 3 is a left side elevational view of the diaper with wetness indicator of FIG. 1;

[56] **References Cited**

U.S. PATENT DOCUMENTS

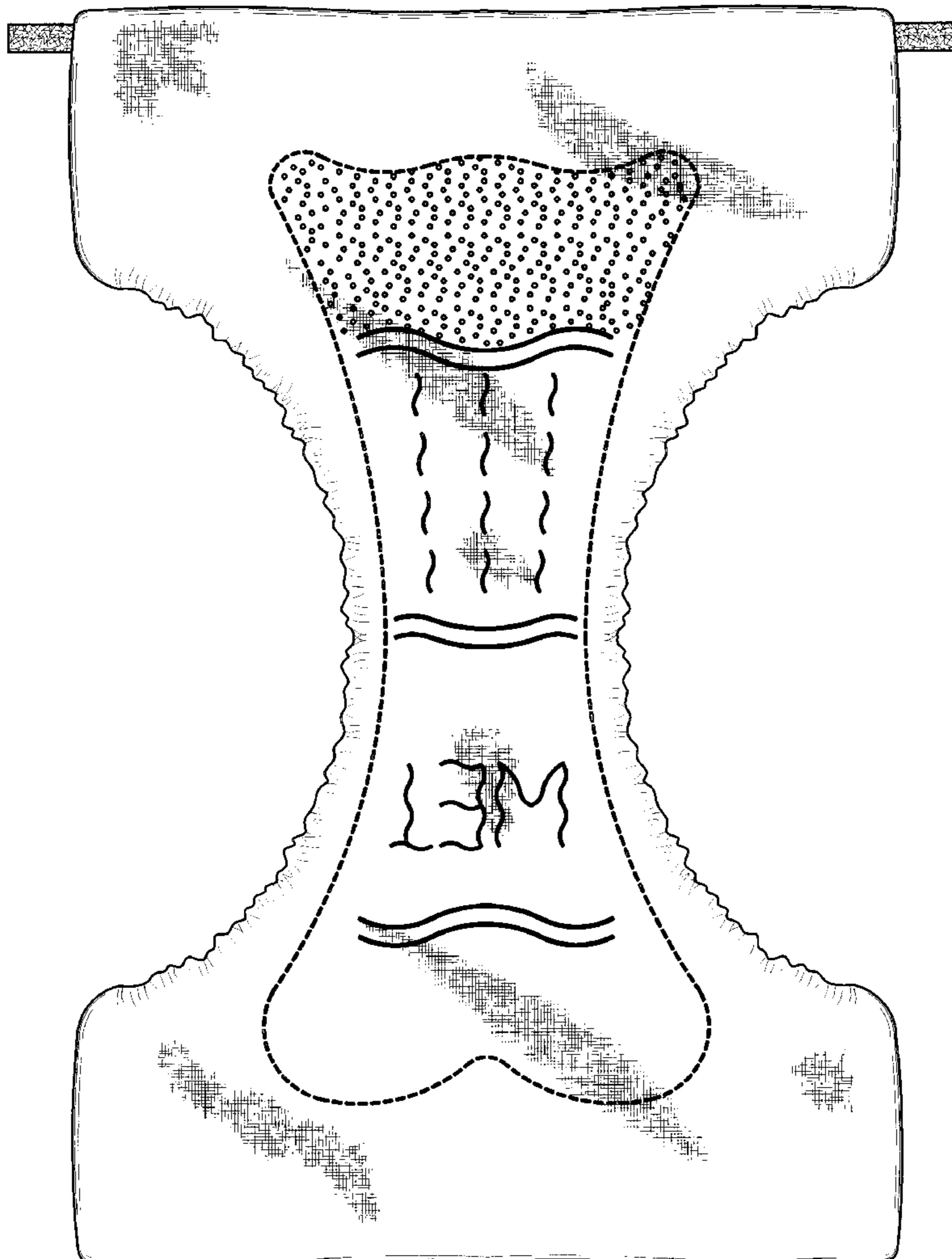
D. 332,659	1/1993	Bisaga	D24/126
D. 345,791	4/1994	Middleman	D24/126
D. 354,809	1/1995	Eskey	D24/126
D. 386,582	11/1997	Levine	D24/126
4,022,211	5/1977	Timmons et al.	604/361

FIG. 4 is a right side elevational view of the diaper with wetness indicator of FIG. 1;

FIG. 5 is a top plan view of the diaper with wetness indicator of FIG. 1; and,

FIG. 6 is a bottom plan view of the diaper with wetness indicator of FIG. 1.

1 Claim, 3 Drawing Sheets



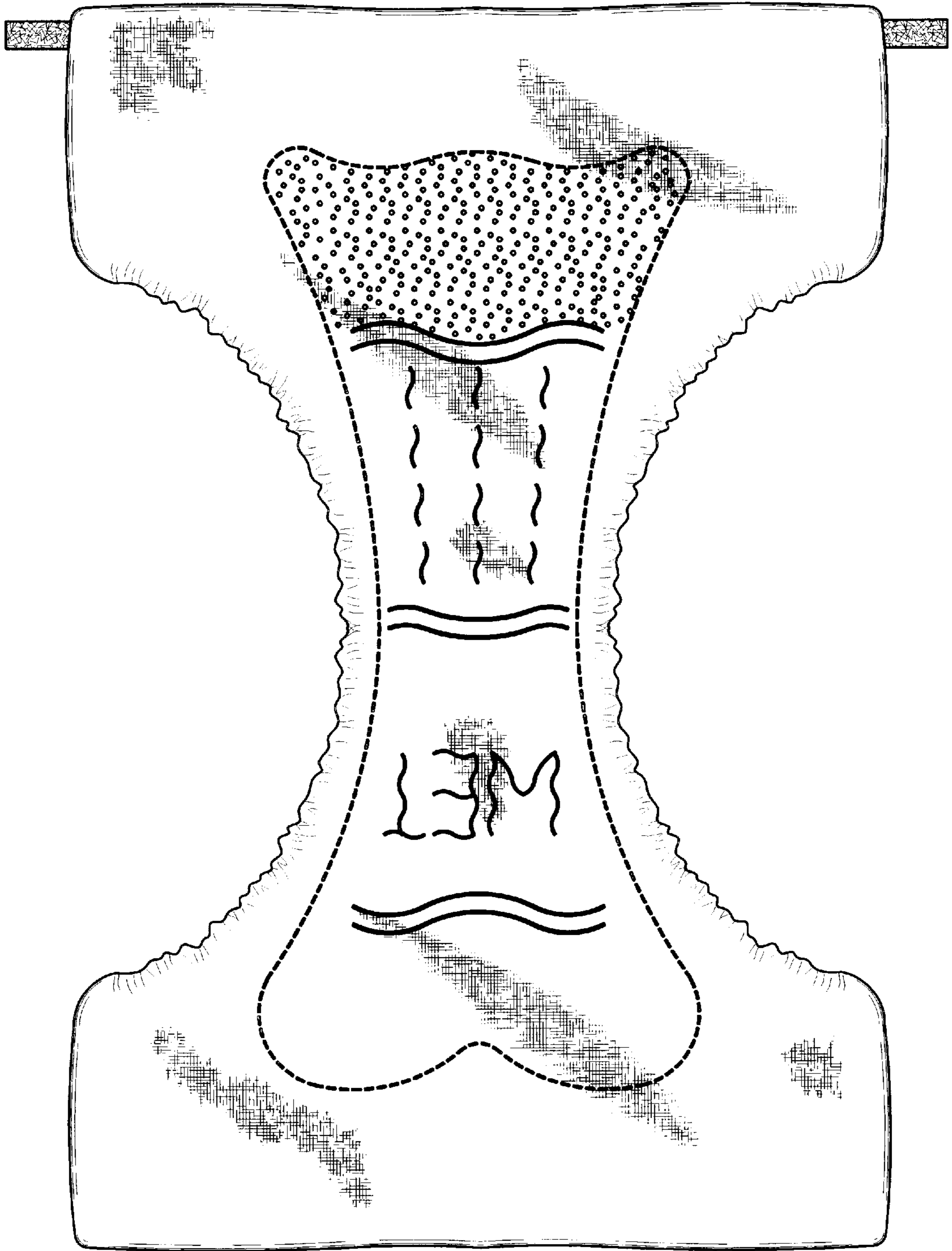


FIG. 1

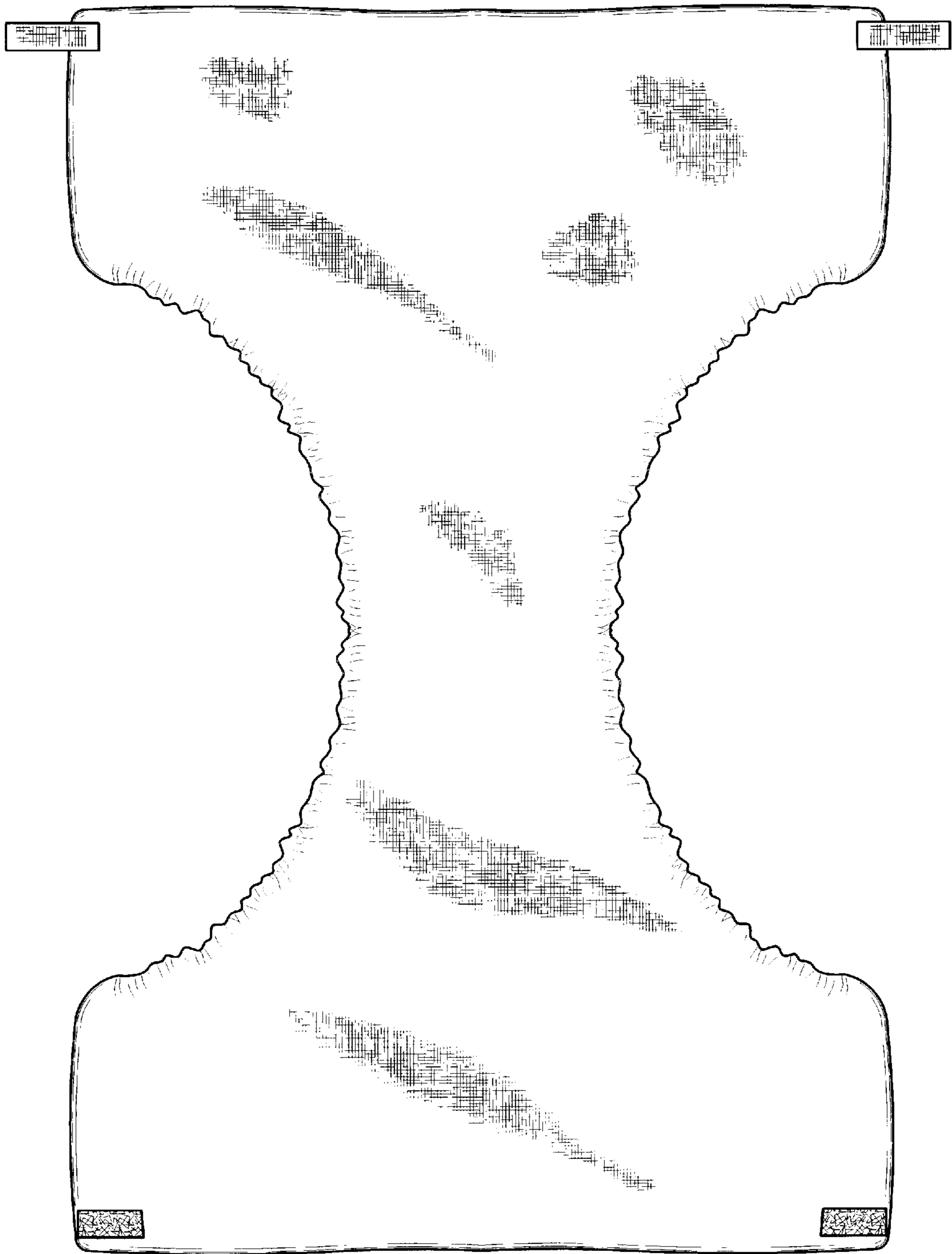


FIG. 2



FIG. 3



FIG. 4




FIG. 5

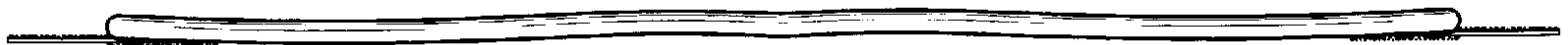


FIG. 6