



US00D423095S

**United States Patent** [19]  
**Gilcher et al.**

[11] **Patent Number: Des. 423,095**  
[45] **Date of Patent: \*\* Apr. 18, 2000**

[54] **DISPOSABLE BLOOD BAG SET**  
[75] Inventors: **Ronald O. Gilcher**, Oklahoma City, Okla.; **Jacques Chammas**, Walpole, Mass.; **Joseph M. Medberry**, Seekonk, Mass.; **Gary R. Stacey**, Marshfield, Mass.

4,474,568 10/1984 Schoendorfer et al. .... 604/4  
4,867,739 9/1989 Kawano ..... 604/4  
5,387,187 2/1995 Fell et al. .... 604/6  
5,634,893 6/1997 Rishton ..... 604/4  
5,868,696 2/1999 Giesler et al. .... 604/4  
5,941,842 8/1999 Steele et al. .... 604/4

[73] Assignee: **Haemonetics Corporation**, Braintree, Mass.

*Primary Examiner*—Stella Reid  
*Assistant Examiner*—I Simmons  
*Attorney, Agent, or Firm*—Cesari and McKenna, LLP

[\*\*] Term: **14 Years**

[57] **CLAIM**

[21] Appl. No.: **29/095,201**

The ornamental design for a disposable blood bag set, as shown and described.

[22] Filed: **Oct. 19, 1998**

**DESCRIPTION**

[51] **LOC (6) Cl.** ..... **24-02**  
[52] **U.S. Cl.** ..... **D24/108; D24/169**  
[58] **Field of Search** ..... D24/108, 109, D24/107, 111, 129, 104; 604/7, 4, 27, 29, 523, 533, 535, 537, 539, 538, 284

FIG. 1 is a top plan view of a disposable blood bag set showing our new design, the broken line showing is for illustrative purposes only and forms no part of the claimed design;  
FIG. 2 is a bottom plan view thereof;  
FIG. 3 is a left side elevational view thereof;  
FIG. 4 is a right side elevational view thereof;  
FIG. 5 is an end view thereof; and,  
FIG. 6 is a view of the other end thereof.

[56] **References Cited**

**U.S. PATENT DOCUMENTS**

D. 377,685 1/1997 Sibinga et al. .... D24/108  
4,385,630 5/1983 Gilcher et al. .... 604/31

**1 Claim, 2 Drawing Sheets**

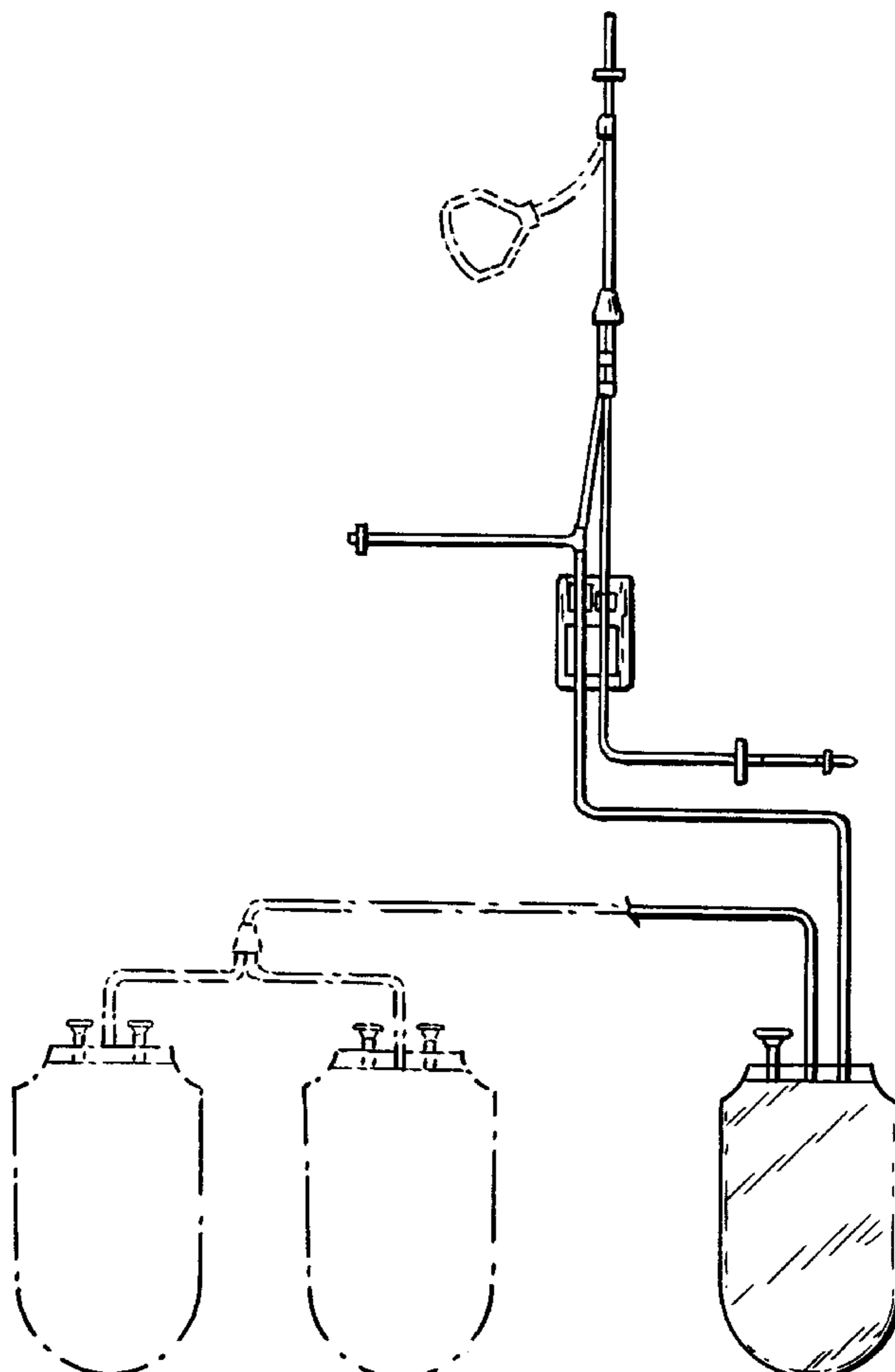




FIG. 5

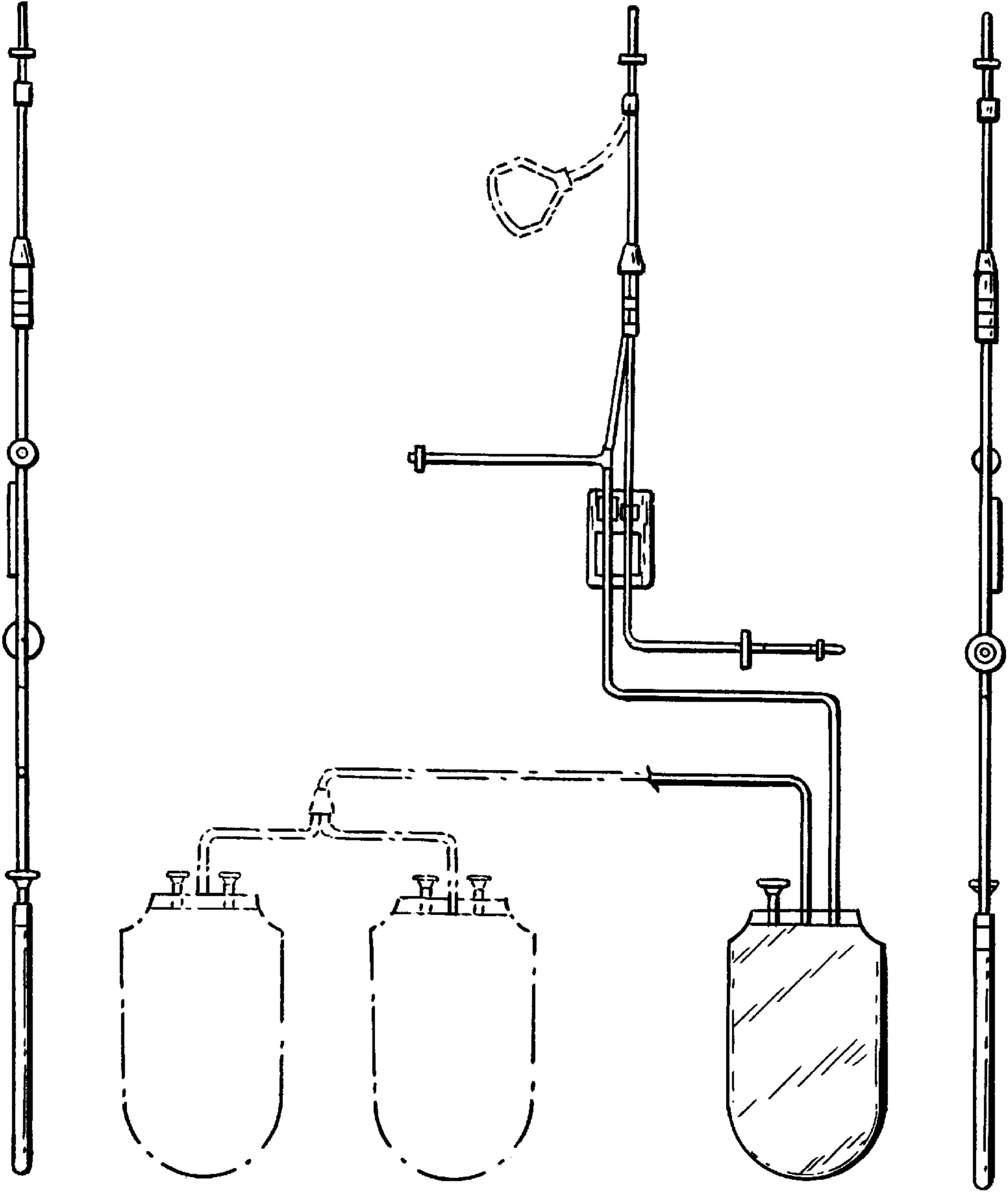


FIG. 3

FIG. 1

FIG. 4



FIG. 6

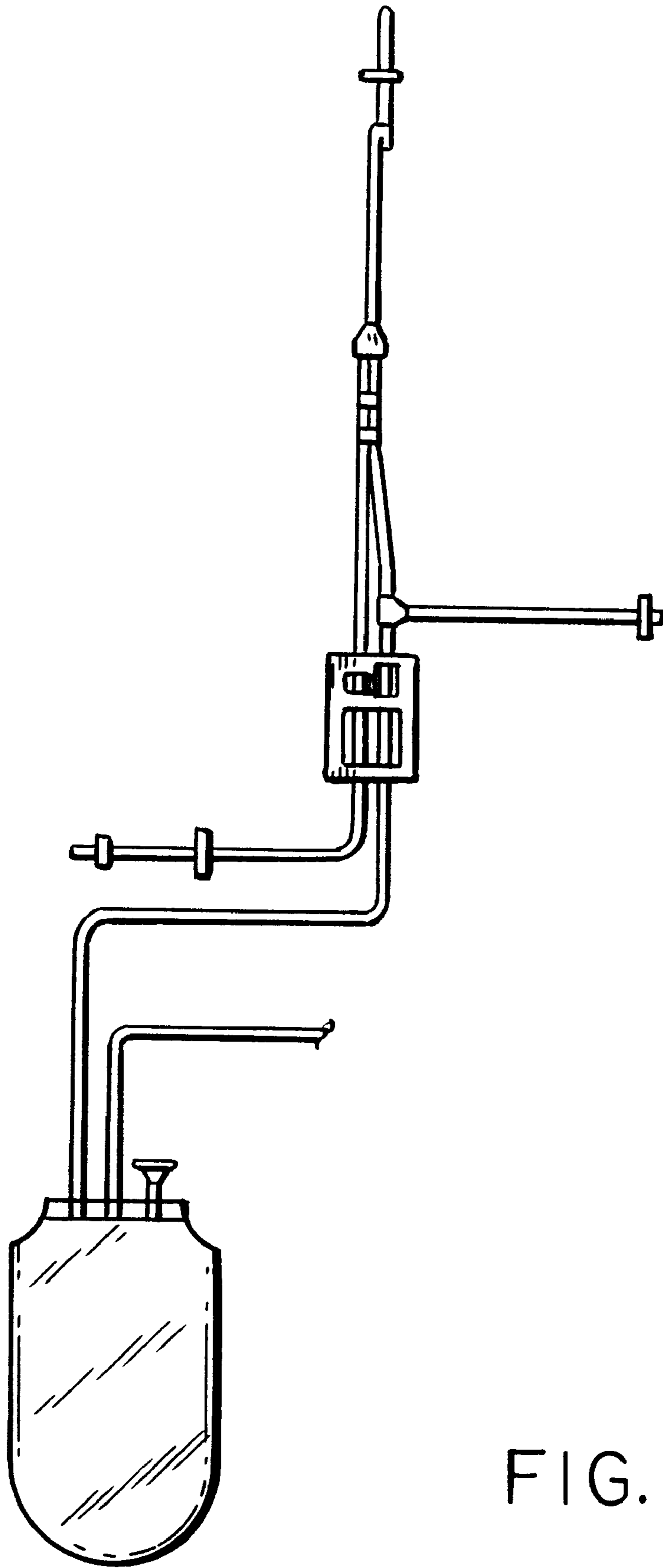


FIG. 2