



US00D423088S

# United States Patent [19] Fish

[11] **Patent Number: Des. 423,088**

[45] **Date of Patent: \*\* Apr. 18, 2000**

[54] **PLASTIC APRON ENDWALL FOR HIGHWAY UNDERDRAIN**

5,360,284 11/1994 Allard .  
5,645,367 7/1997 Gunter .

[75] Inventor: **Gary A. Fish**, Madison, Wis.

### OTHER PUBLICATIONS

[73] Assignee: **Midwest Plastic Materials, Inc.**,  
Jefferson, Wis.

Specification for Reinforced Concrete Apron Endwall for Pipe Underdrain by the State of Wisconsin, Department of Transportation, undated.

[\*\*] Term: **14 Years**

*Primary Examiner*—Alan P. Douglas  
*Assistant Examiner*—Reid Hecker  
*Attorney, Agent, or Firm*—Lathrop & Clark LLP

[21] Appl. No.: **29/087,238**

[22] Filed: **Apr. 29, 1998**

### [57] CLAIM

[51] **LOC (6) Cl.** ..... **23-01**

[52] **U.S. Cl.** ..... **D23/267**

[58] **Field of Search** ..... D23/259, 260,  
D23/261, 267; 404/2-5; 405/125

The ornamental design for a plastic apron endwall for highway underdrain, as shown and described.

### DESCRIPTION

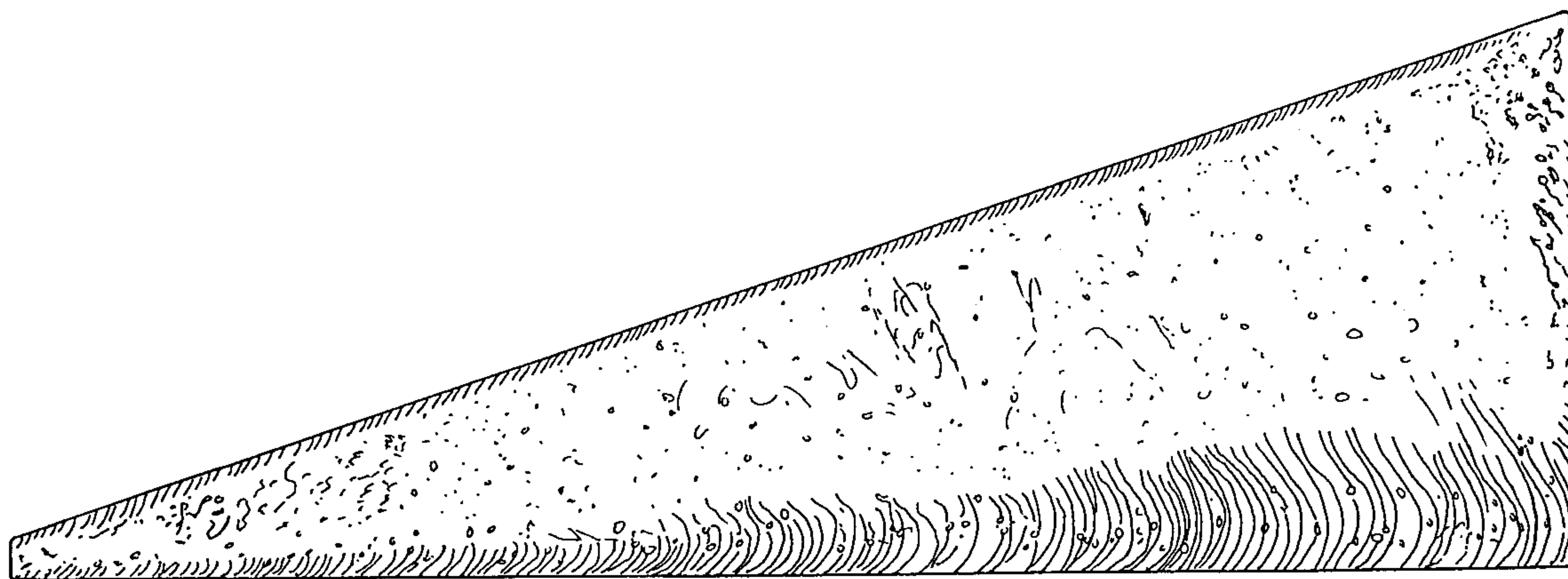
### [56] References Cited

#### U.S. PATENT DOCUMENTS

1,850,335	3/1932	Spindler	.....	405/125
2,334,779	11/1943	Luff	.....	404/2
3,587,239	6/1971	Feland	.	
4,454,039	6/1984	McCoy	.	
4,490,067	12/1984	Dahowski	.	

FIG. 1 is a rear elevational view thereof;  
FIG. 2 is a front elevational view thereof;  
FIG. 3 is a right side elevational view thereof, the side opposite being a mirror image thereof;  
FIG. 4 is a top plan view thereof; and,  
FIG. 5 is a bottom plan view thereof.

**1 Claim, 3 Drawing Sheets**



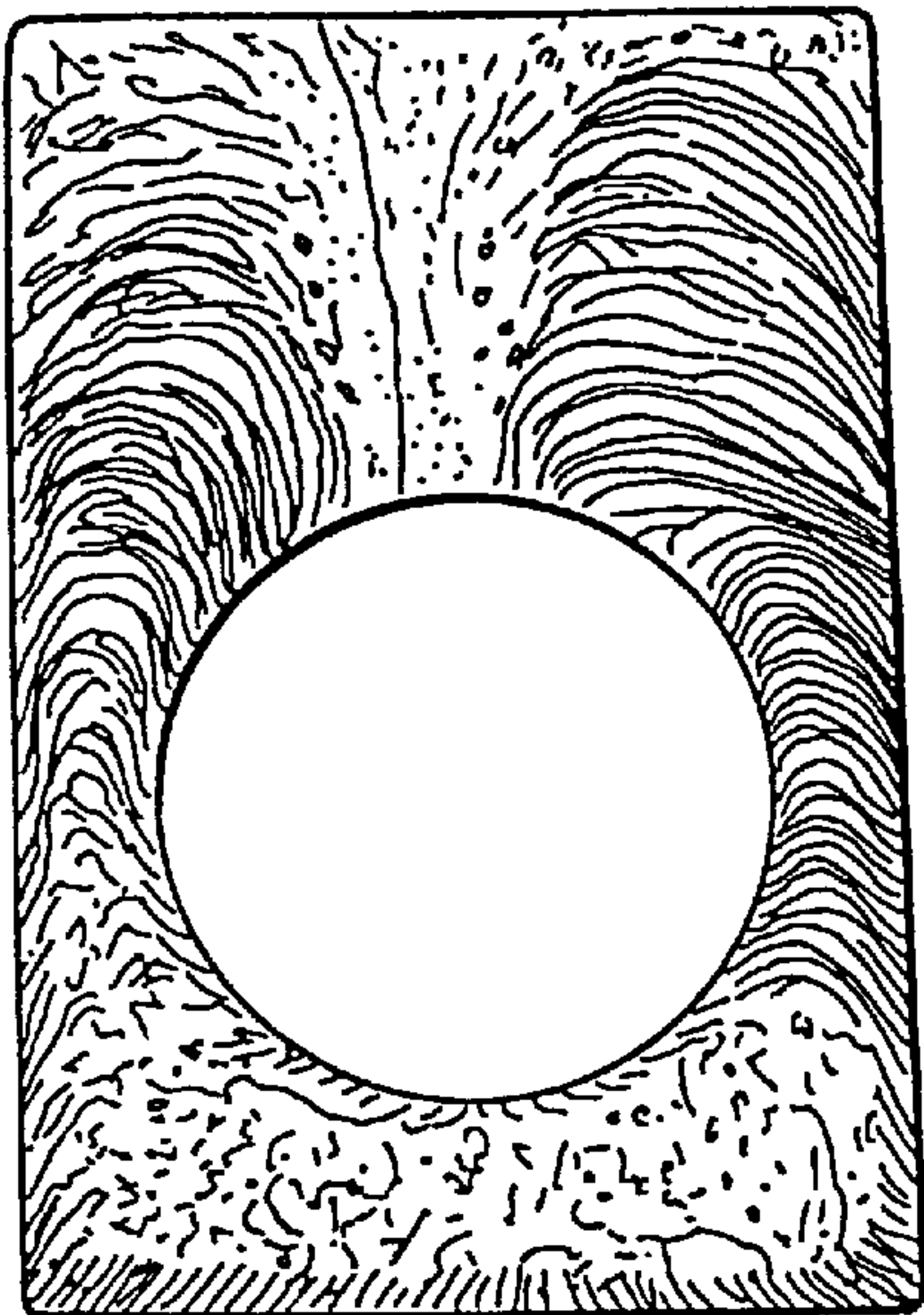


FIG. 1

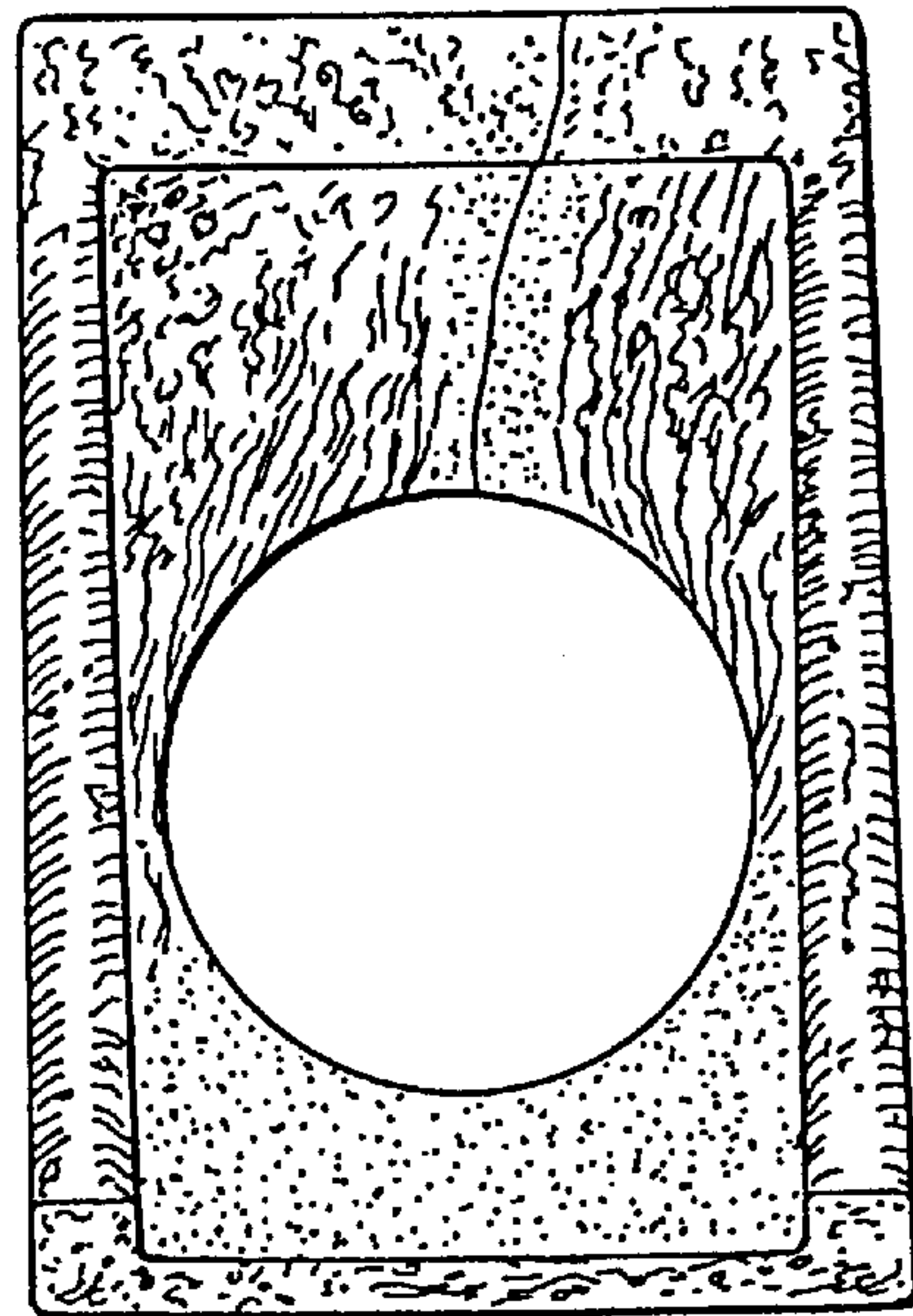


FIG. 2

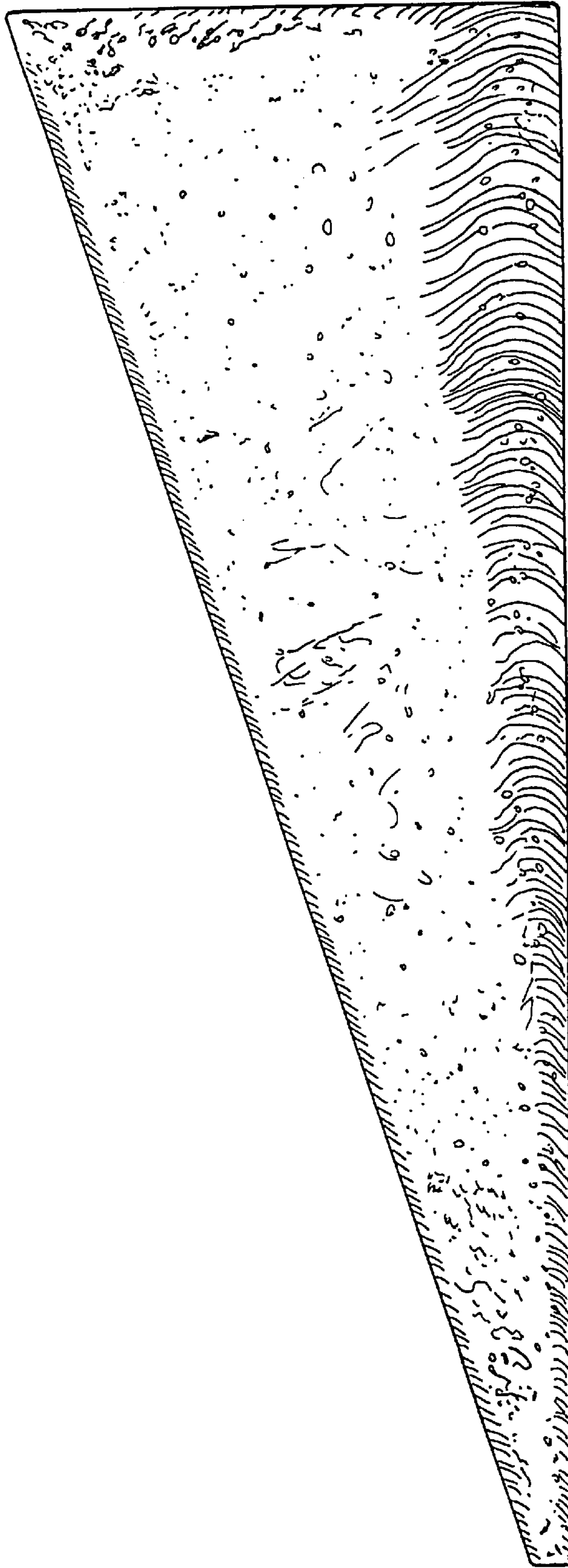


FIG. 3



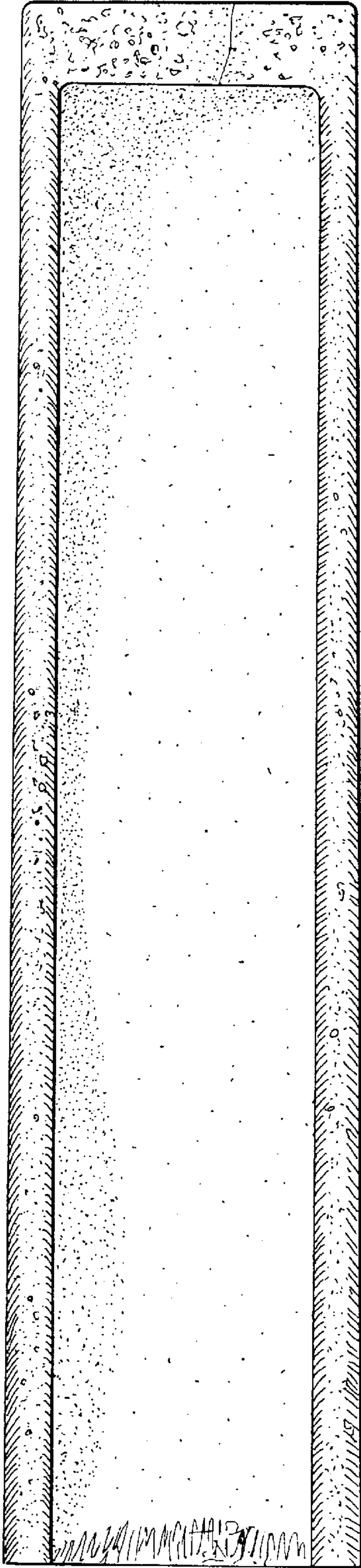


FIG. 4




FIG. 5