



US00D423076S

United States Patent [19] Ohmura

[11] **Patent Number: Des. 423,076**

[45] **Date of Patent: ** Apr. 18, 2000**

[54] **FISHING ROD GUIDE**

[75] **Inventor: Ryuichi Ohmura, Shizuoka, Japan**

[73] **Assignee: Fuji Kogyo Co., Ltd., Shizuoka, Japan**

[**] **Term: 14 Years**

[21] **Appl. No.: 29/101,943**

[22] **Filed: Mar. 15, 1999**

[51] **LOC (6) Cl. 22-05**

[52] **U.S. Cl. D22/143**

[58] **Field of Search D22/143; 43/24**

D. 346,849	5/1994	Yamamoto et al.	D22/143
D. 410,725	6/1999	Ohmura	D22/143
3,690,027	9/1972	Ohmura	43/24
4,141,132	2/1979	Ohmura	43/24
5,870,848	2/1999	Ohmura	43/24

Primary Examiner—Louis S. Zarfaz
Assistant Examiner—Inga-Maria Hyttinen
Attorney, Agent, or Firm—Oliff & Berridge, PLC

[57] CLAIM

The ornamental design for fishing rod guide, as shown and described.

DESCRIPTION

FIG. 1 is a perspective view of a fishing rod guide according to my inventive design;
FIG. 2 is a top view thereof;
FIG. 3 is a left side view thereof;
FIG. 4 is a front view thereof, the back view being a mirror image thereof;
FIG. 5 is a right side view thereof; and,
FIG. 6 is a bottom view thereof.

[56] References Cited

U.S. PATENT DOCUMENTS

D. 139,411	11/1944	Treadway .	
D. 237,175	10/1975	Ohmura .	
D. 256,718	9/1980	Ohmura .	
D. 261,412	10/1981	Ohmura	D22/143
D. 269,898	7/1983	Yamamoto .	
D. 270,932	10/1983	Yamamoto .	
D. 271,127	10/1983	Ohmura .	
D. 280,656	9/1985	Ohmura .	

1 Claim, 1 Drawing Sheet

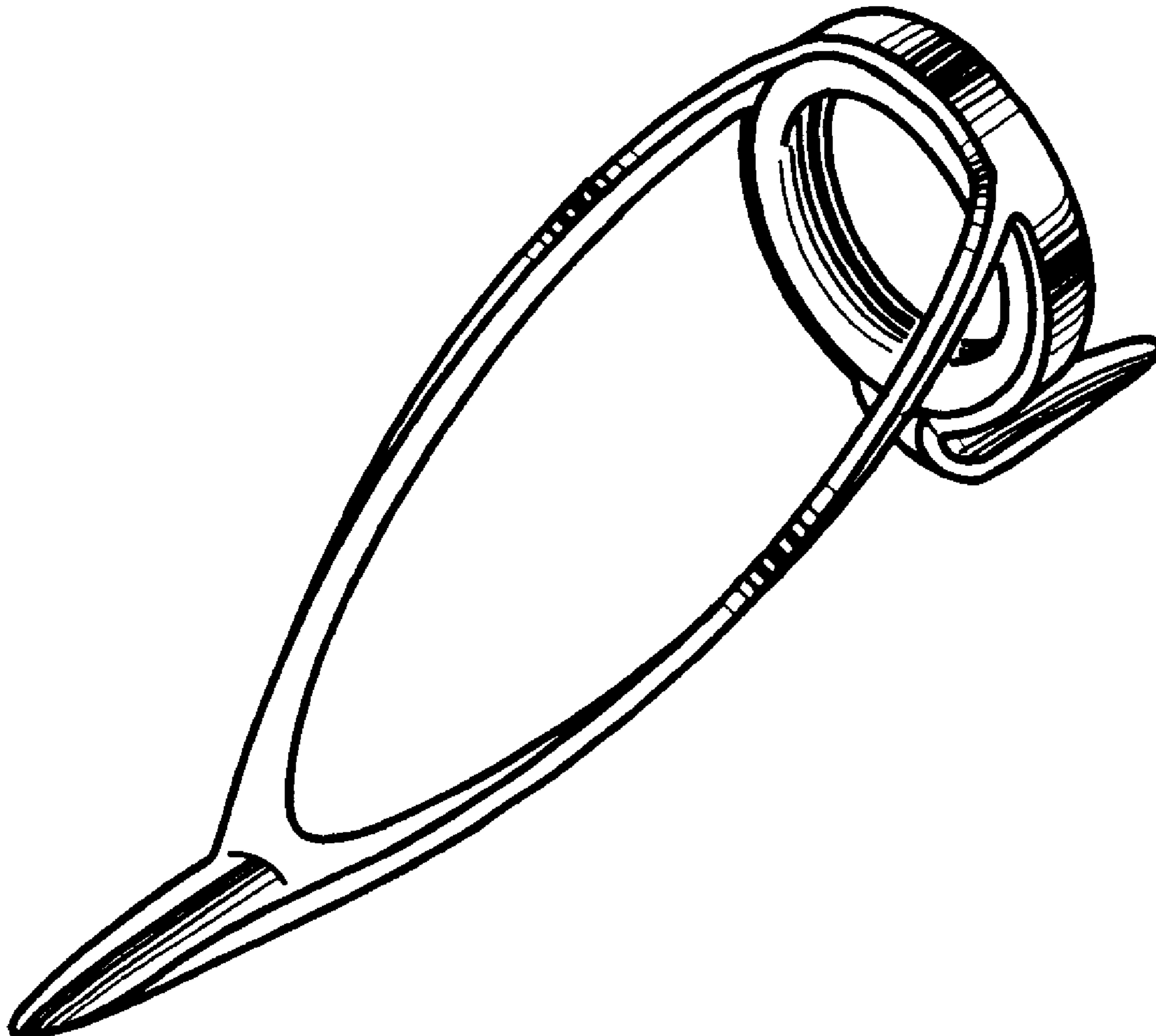


FIG. 1

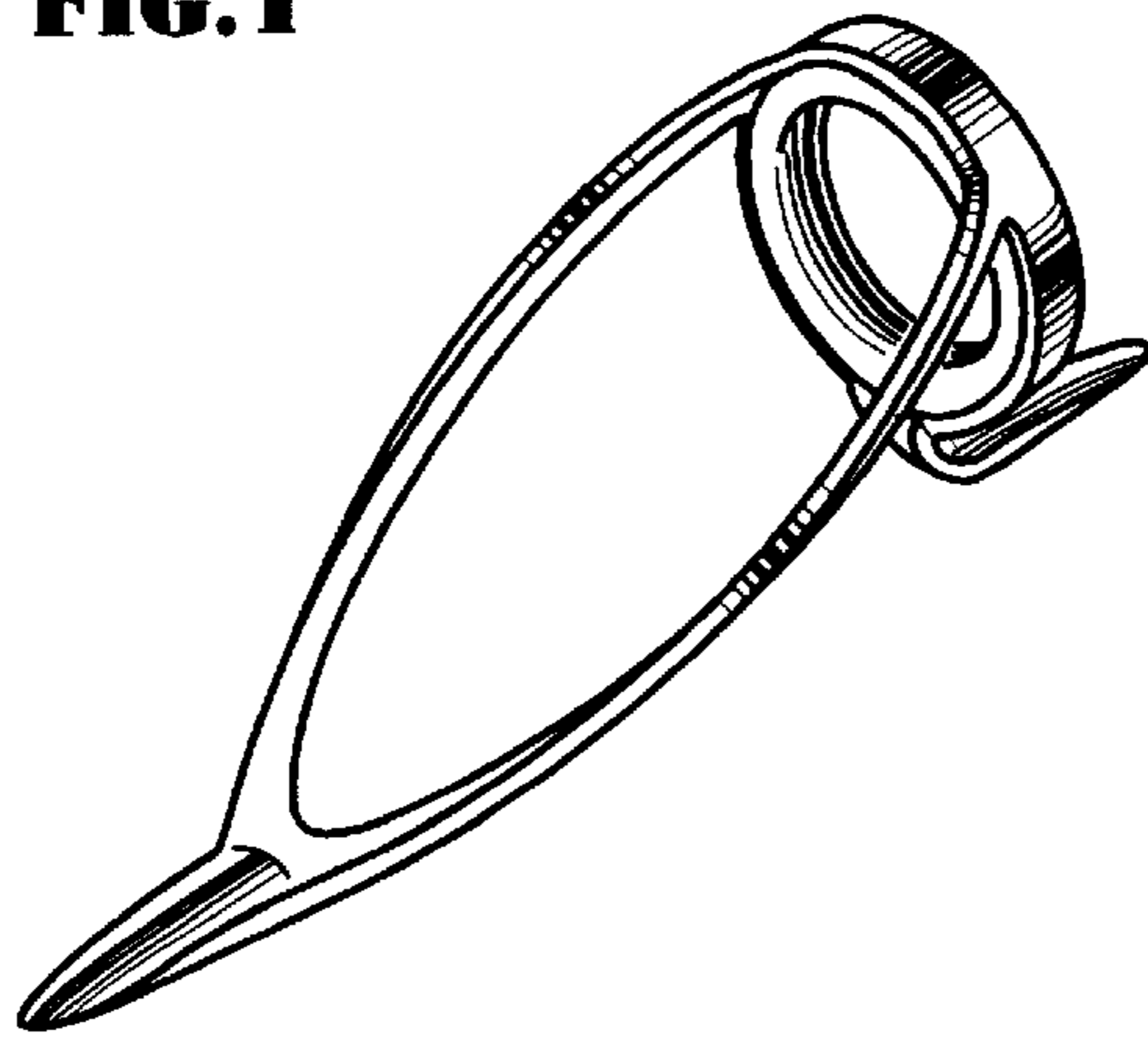


FIG. 2

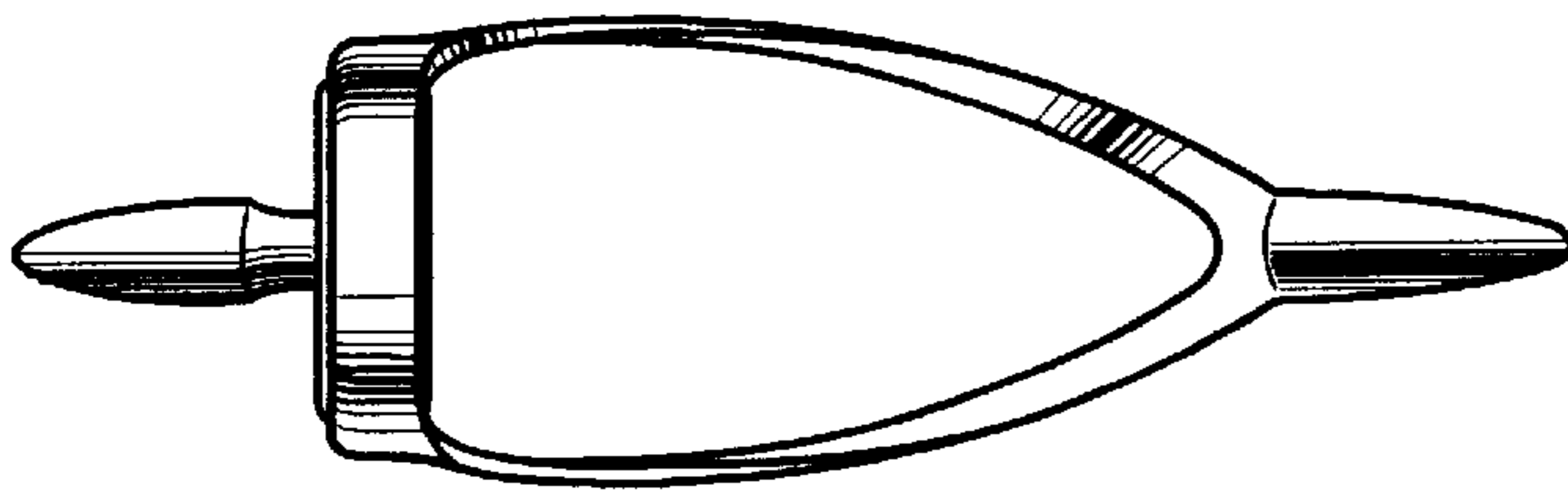


FIG. 3

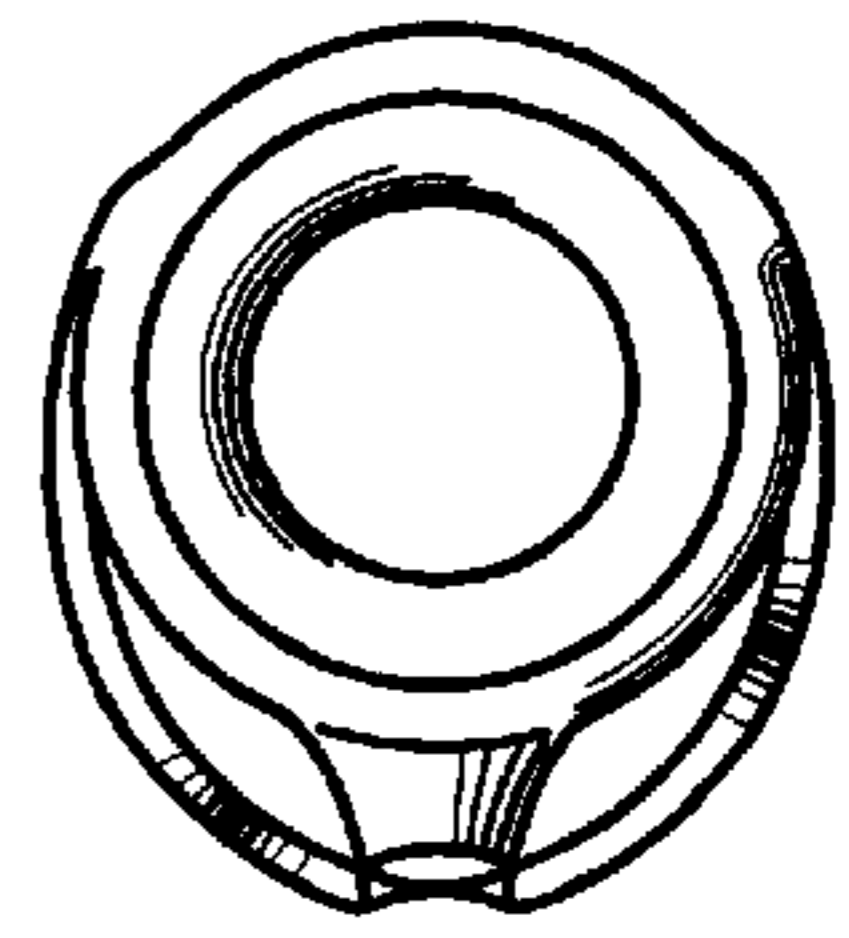


FIG. 4



FIG. 5




FIG. 6

