



US00D423058S

# United States Patent [19] Janiec

[11] **Patent Number: Des. 423,058**

[45] **Date of Patent: \*\* Apr. 18, 2000**

[54] **GAMING TABLE**

3,756,058 9/1973 Maeda ..... D21/317 X  
5,067,079 11/1991 Smith, III et al. .... 273/148 B X

[76] Inventor: **John J. Janiec**, 1278 Spruce St.,  
Wyandotte, Mich. 48192

*Primary Examiner*—Prabhakar Deshmukh  
*Attorney, Agent, or Firm*—Reising, Ethington, Barnes,  
Kisselle, Learman & McCulloch, P.C.

[\*\*] Term: **14 Years**

[21] Appl. No.: **29/100,424**

[57] **CLAIM**

[22] Filed: **Feb. 10, 1999**

The ornamental design for a gaming table, as shown and described.

[51] **LOC (6) Cl.** ..... **21-01**

**DESCRIPTION**

[52] **U.S. Cl.** ..... **D21/317**

[58] **Field of Search** ..... D21/314, 317,  
D21/318, 321, 785; 463/1-4, 29-35, 46,  
47; 273/148 B; 473/54, 115, 116, 117, 110

FIG. 1 is a perspective view of a gaming table showing my new design;

FIG. 2 is a top plan view thereof;

FIG. 3 is a front elevational view thereof; the rear elevational view being a mirror image thereof;

FIG. 4 is a left side elevational view thereof; the right side elevational view being a mirror image thereof; and,

FIG. 5 is an enlarged scale top plan view thereof; with a pivoting, rotating holder being removed to illustrate the surface ornamentation on an upper surface.

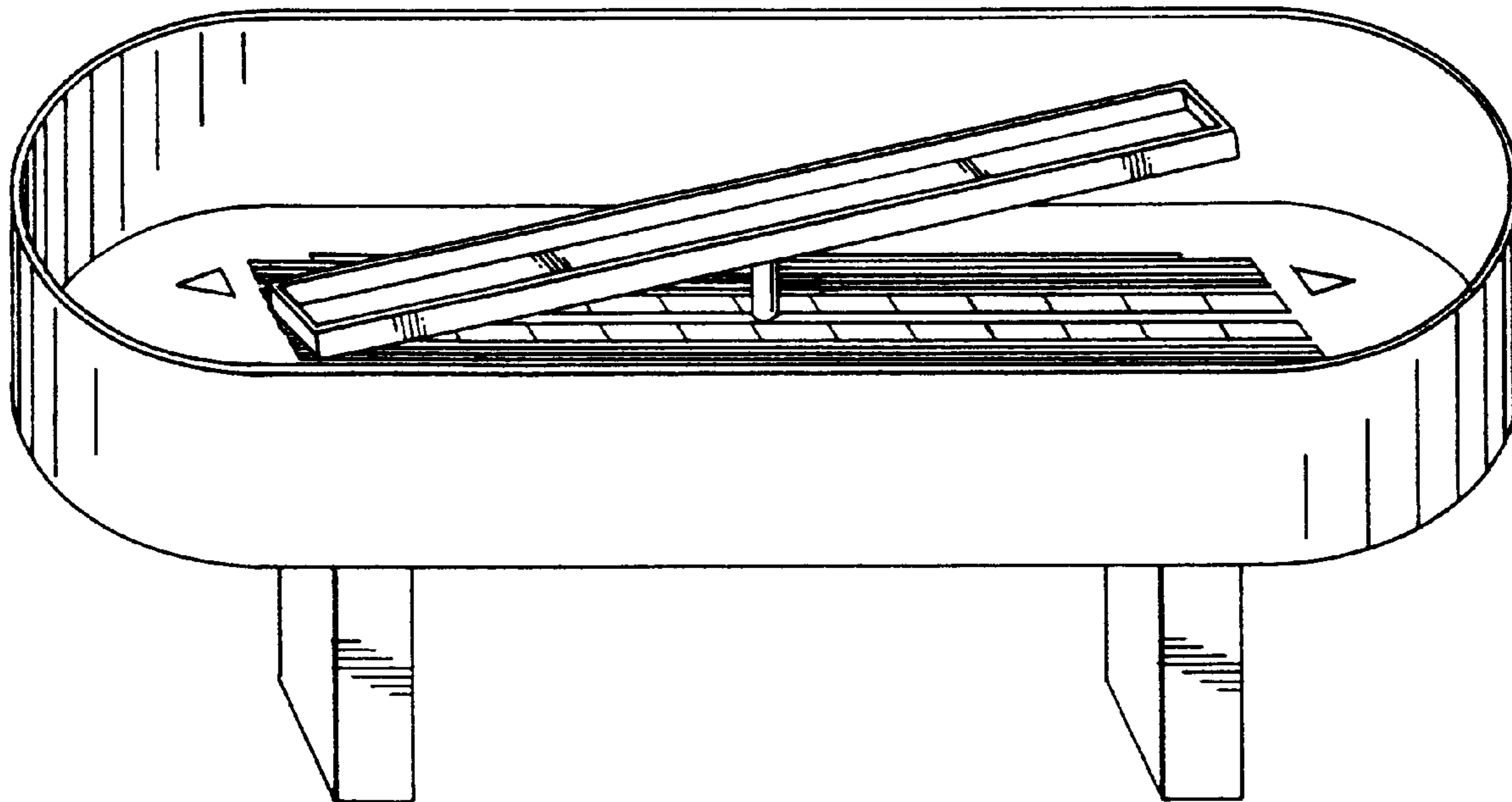
The bottom is plain and unornamented.

[56] **References Cited**

**U.S. PATENT DOCUMENTS**

D. 323,682	2/1992	MacDermott	.....	D21/321
D. 343,219	1/1994	Unterberger	.....	D21/317
D. 351,424	10/1994	Hall	.....	D21/317
D. 367,097	2/1996	Stirling et al.	.....	D21/785
D. 415,210	10/1999	Tavares	.....	D21/317
3,099,445	7/1963	Flood	.....	473/110
3,119,615	1/1964	Anderson	.....	473/110

**1 Claim, 2 Drawing Sheets**



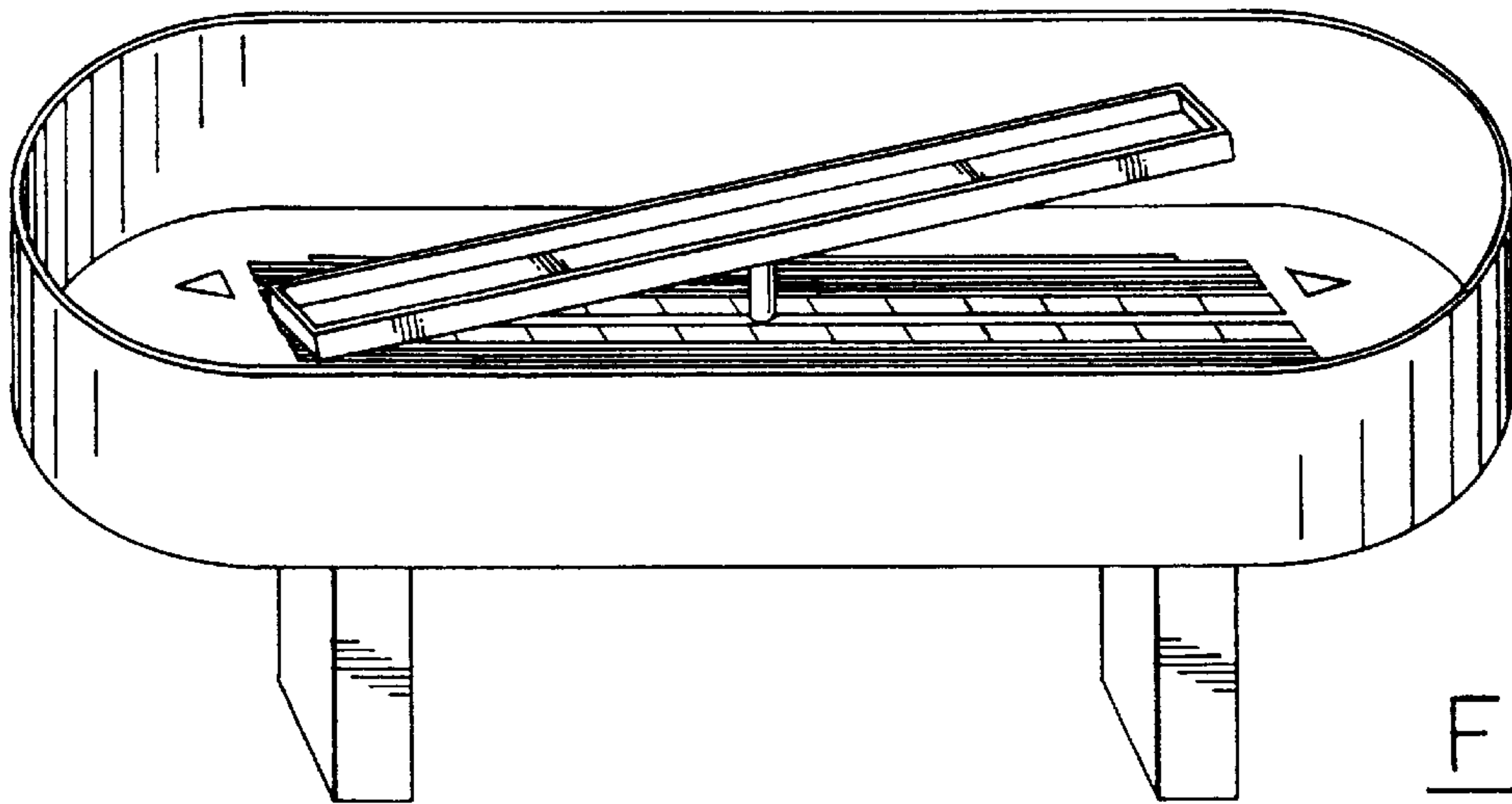


FIG. 1

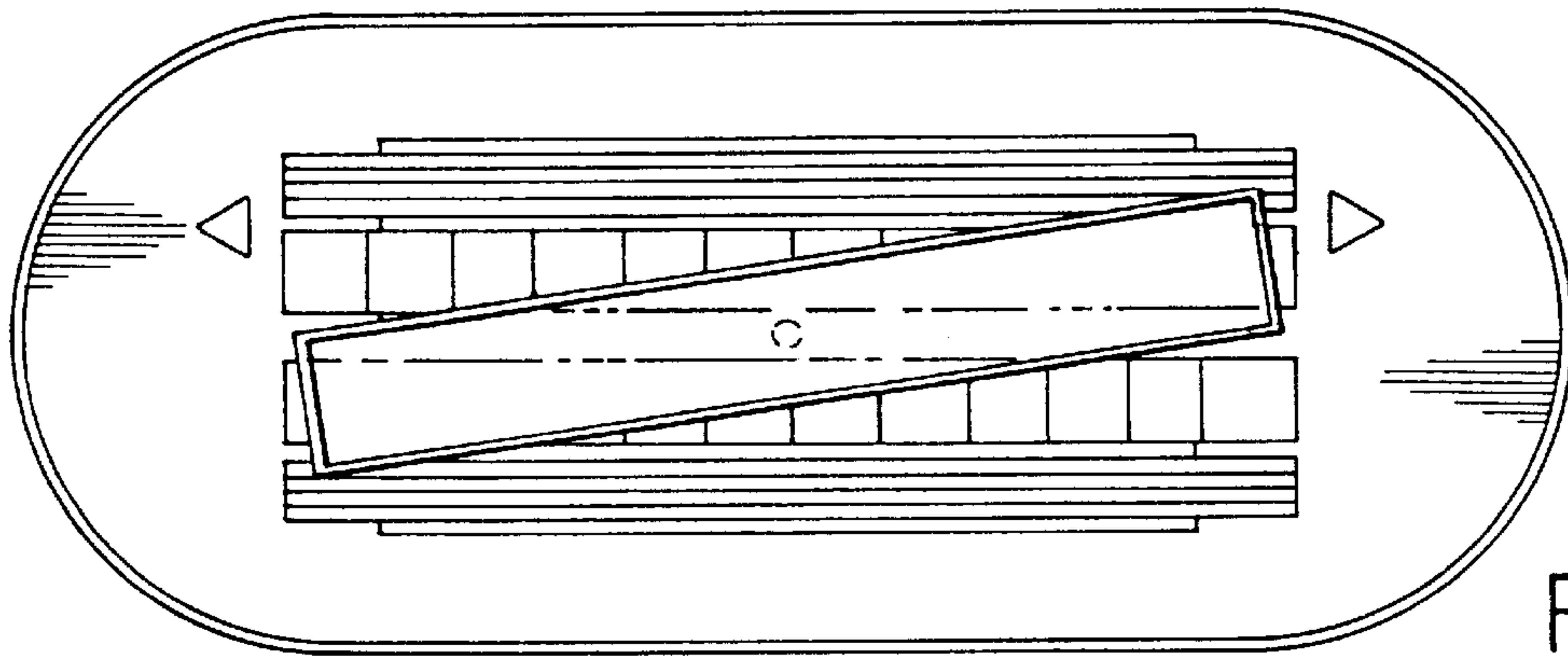


FIG. 2




FIG. 3

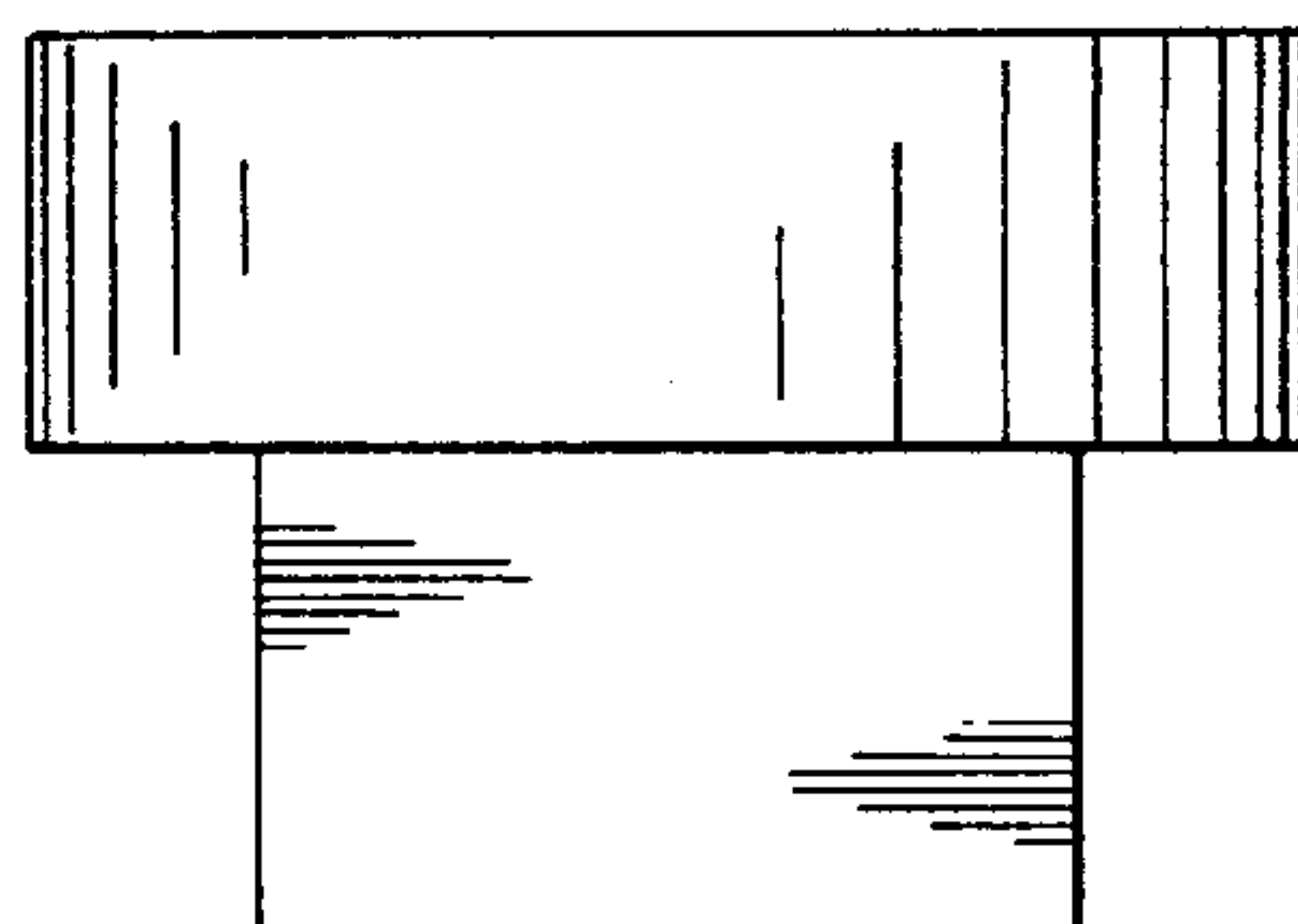


FIG. 4

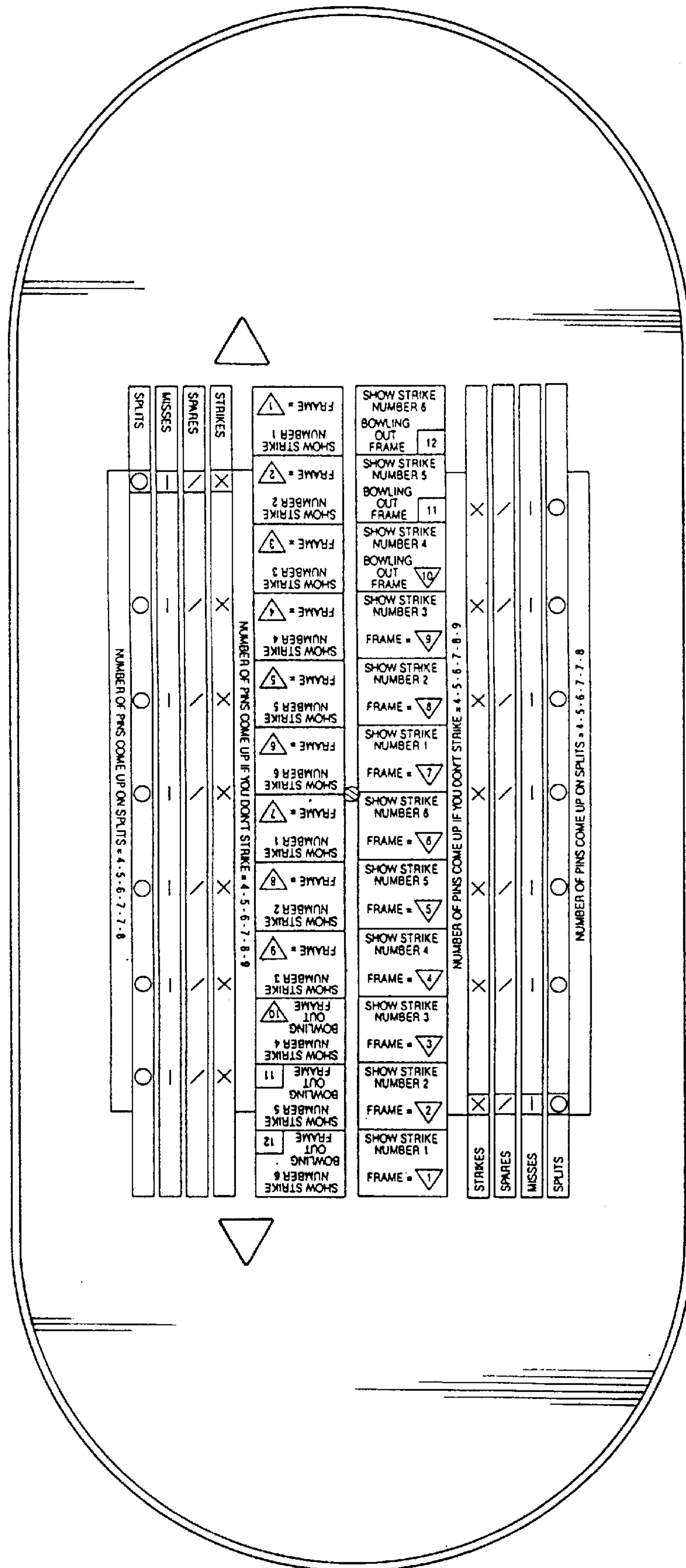


FIG. 5