



US00D423053S

United States Patent [19]
Lefkowitz

[11] **Patent Number: Des. 423,053**
[45] **Date of Patent: ** Apr. 18, 2000**

[54] **PAPER CLIP**

793,332 6/1905 Walker 40/641
2,047,129 7/1936 Randall 24/564
3,290,810 12/1966 Morena 40/641
4,286,358 9/1981 Levin 24/67 R

[75] Inventor: **William Lefkowitz**, Monroe, N.Y.

[73] Assignee: **Godinger Silver Art Co., Ltd**, New York, N.Y.

[**] Term: **14 Years**

Primary Examiner—Martie K. Holtje
Attorney, Agent, or Firm—Cohen, Pontani, Lieberman & Pavane

[21] Appl. No.: **29/100,914**

[57] **CLAIM**

[22] Filed: **Feb. 22, 1999**

The ornamental design for a paper clip, as shown and described.

[51] **LOC (6) Cl.** **19-02**

DESCRIPTION

[52] **U.S. Cl.** **D19/65; D19/86**

[58] **Field of Search** D8/103, 395; D19/65, D19/75, 78, 86, 90, 91, 96, 97, 99, 100; 24/67 R, 67.1–67.9, 545, 564, DIG. 10; 40/641

FIG. 1 is a front elevational view of a paper clip, the rear view being a mirror image thereof;
FIG. 2 is a top plan view thereof;
FIG. 3 is a left side view;
FIG. 4 is a right side view;
FIG. 5 is a bottom plan view;
FIG. 6 is a front elevational view of another embodiment of a paper clip, the rear view being a mirror image thereof;
FIG. 7 is a top plan view of the paper clip of FIG. 6;
FIG. 8 is a left side view of the paper clip of FIG. 6;
FIG. 9 is a right side view thereof; and,
FIG. 10 is a bottom plan view thereof.

[56] **References Cited**

U.S. PATENT DOCUMENTS

D. 44,957	12/1913	Grizzard	D19/65
D. 290,971	7/1987	Quilty	D8/395 X
D. 371,390	7/1996	Johnson	D19/65
D. 405,339	2/1999	Kleefman	D8/103
D. 408,059	4/1999	Marnex	D19/97
484,373	10/1892	Martin	D19/65 X

1 Claim, 2 Drawing Sheets




FIG. 1




FIG. 3



FIG. 4

FIG. 2




FIG. 5

FIG. 6




FIG. 8

FIG. 9



FIG. 7



FIG. 10