



US00D423048S

United States Patent [19] Sinclair

[11] **Patent Number: Des. 423,048**

[45] **Date of Patent: ** Apr. 18, 2000**

[54] **FLEXIBLE QUILL-SHAPED BALL POINT PEN**

[76] Inventor: **Iain Sinclair**, P.O. Box 807,
Hildersham, Cambridge CB1 6BX,
United Kingdom

[**] Term: **14 Years**

[21] Appl. No.: **29/100,330**

[22] Filed: **Feb. 9, 1999**

[30] **Foreign Application Priority Data**

Aug. 13, 1998 [GB] United Kingdom 2076806

[51] **LOC (6) Cl.** **19-06**

[52] **U.S. Cl.** **D19/42; D19/46**

[58] **Field of Search** D19/35, 36, 41-51,
D19/53-58, 81-85; 401/99, 209, 6, 7, 88,
195

[56] **References Cited**

U.S. PATENT DOCUMENTS

D. 56,349 10/1920 Fish D19/42

D. 162,522	3/1951	Currence et al.	D19/42
D. 168,531	1/1953	Brundny	D19/42
D. 241,433	9/1976	Moustakas	D19/42
D. 333,837	3/1993	Peersmann	D19/46
D. 370,234	5/1996	Johnson	D19/45
5,082,385	1/1992	Stewart et al.	401/88
5,707,165	1/1998	Albright	401/221

Primary Examiner—Martie K. Holtje
Attorney, Agent, or Firm—Price, Gess & Ubell


[57] **CLAIM**

I claim the ornamental design for a flexible quill-shaped ball point pen, as shown and described.

DESCRIPTION

FIG. 1 is a front elevational view;
FIG. 2 is a rear elevational view;
FIG. 3 is a side view;
FIG. 4 is a top plan view;
FIG. 5 is a bottom plan view;
FIG. 6 is a perspective front view of the present invention;
and,
FIG. 7 is a perspective rear view of the present invention.

1 Claim, 2 Drawing Sheets



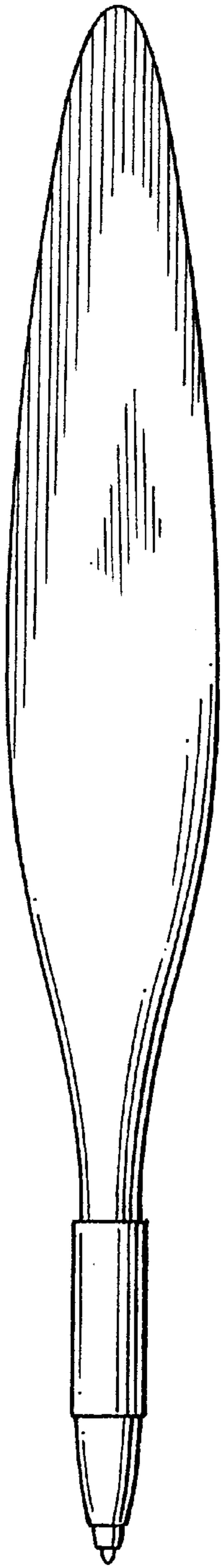


FIG. 1

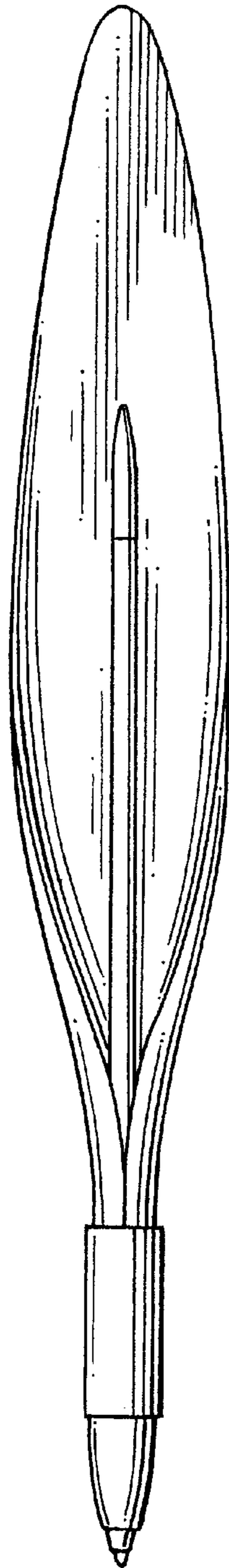


FIG. 2



FIG. 3

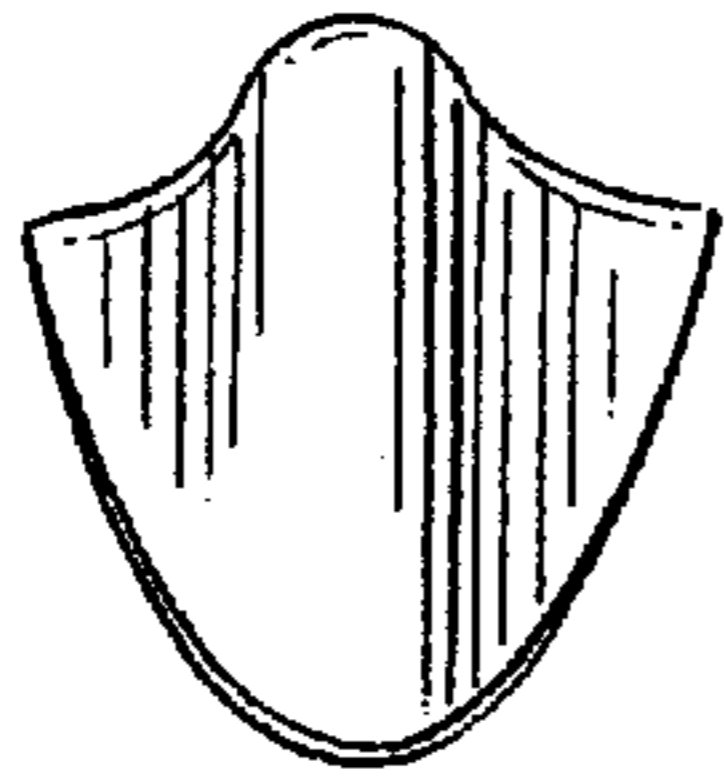


FIG. 4

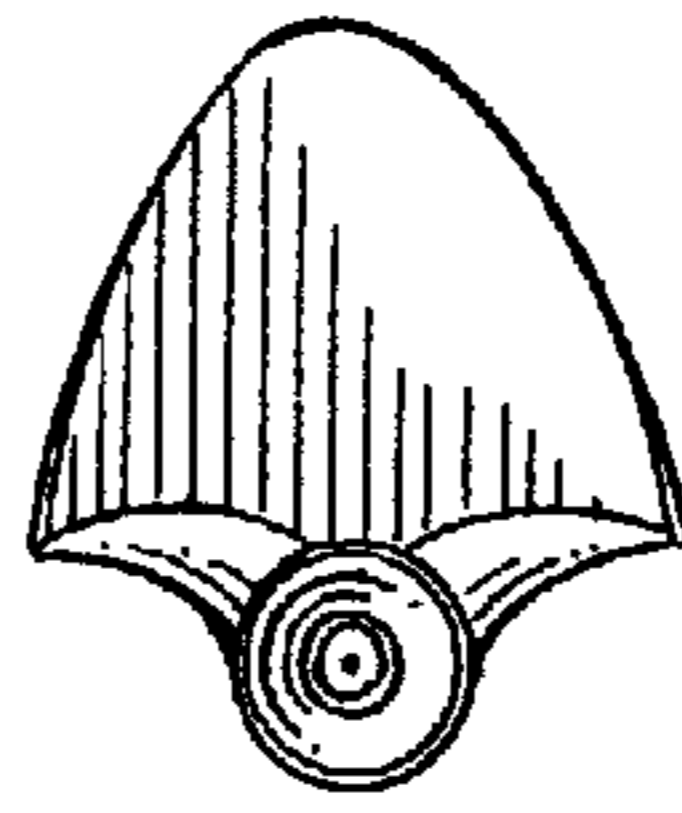


FIG. 5

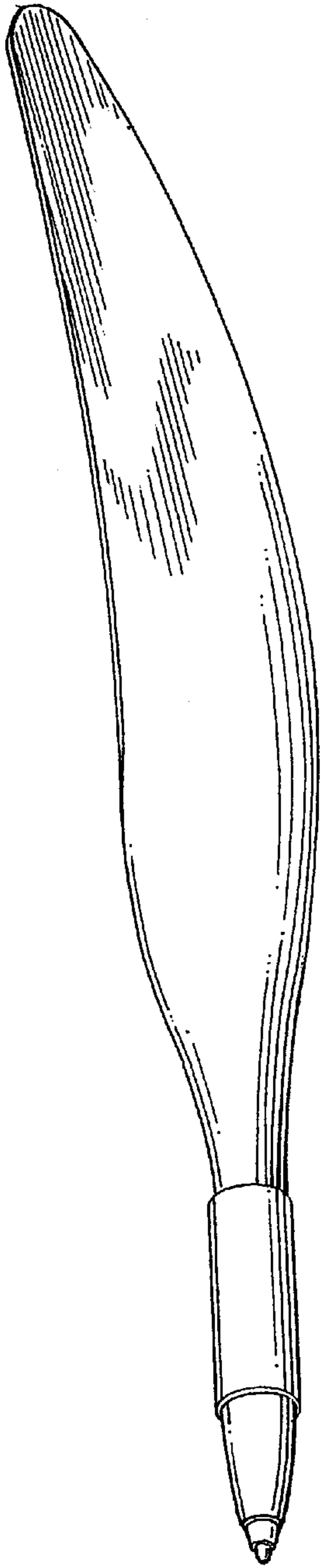


FIG. 6




FIG. 7