



US00D423047S

United States Patent [19] Pagaduan, III

[11] Patent Number: **Des. 423,047**

[45] Date of Patent: **** Apr. 18, 2000**

[54] **TEMPLATE FOR THE CABLE TELEVISION INDUSTRY**

[76] Inventor: **Alfonso Branzuela Pagaduan, III**,
4208 Sepulveda Blvd. #11, Torrance,
Calif. 90505

[**] Term: **14 Years**

[21] Appl. No.: **29/097,752**

[22] Filed: **Dec. 12, 1998**

[51] **LOC (6) Cl.** **19-06**

[52] **U.S. Cl.** **D19/40; D10/64**

[58] **Field of Search** D19/35, 36, 37,
D19/38, 39, 40, 59-63, 65; 33/483, 485,
562, 563, 564, 565, 566, 16, 467; D10/64,
70, 71; 206/223; 434/81, 85, 87

[56] References Cited

U.S. PATENT DOCUMENTS

D. 137,340 2/1944 Lozier D19/37 X

D. 200,664	3/1965	Kellinger et al.	D10/64 X
D. 210,849	4/1968	Froemming	D10/64
D. 297,018	8/1988	Deering	D19/37
D. 322,039	12/1991	Chien	D10/64
D. 369,618	5/1996	Lichfield	D19/40
2,250,718	7/1941	McCloud	33/662
5,088,598	2/1992	Iguchi	206/223

Primary Examiner—Martie K. Holtje

[57] CLAIM

The ornamental design for a template for the cable television industry, as shown and described.

DESCRIPTION

FIG. 1 is a front elevation view of the template for the cable television industry showing my new design, the rear view being a mirror image thereof;

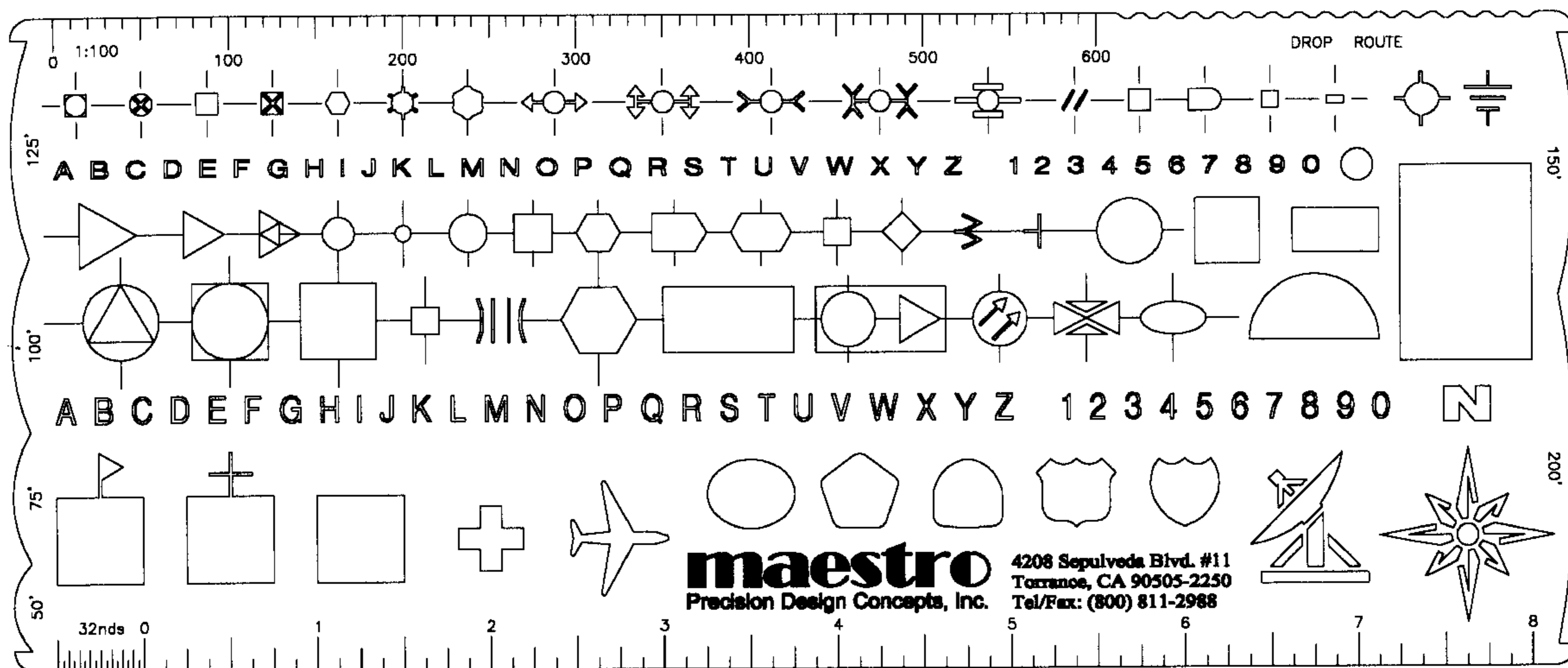
FIG. 2 is the top view plan view thereof;

FIG. 3 is the bottom view plan view thereof;

FIG. 4 is the left side view plan view thereof; and,

FIG. 5 is the right side view plan view thereof.

1 Claim, 1 Drawing Sheet



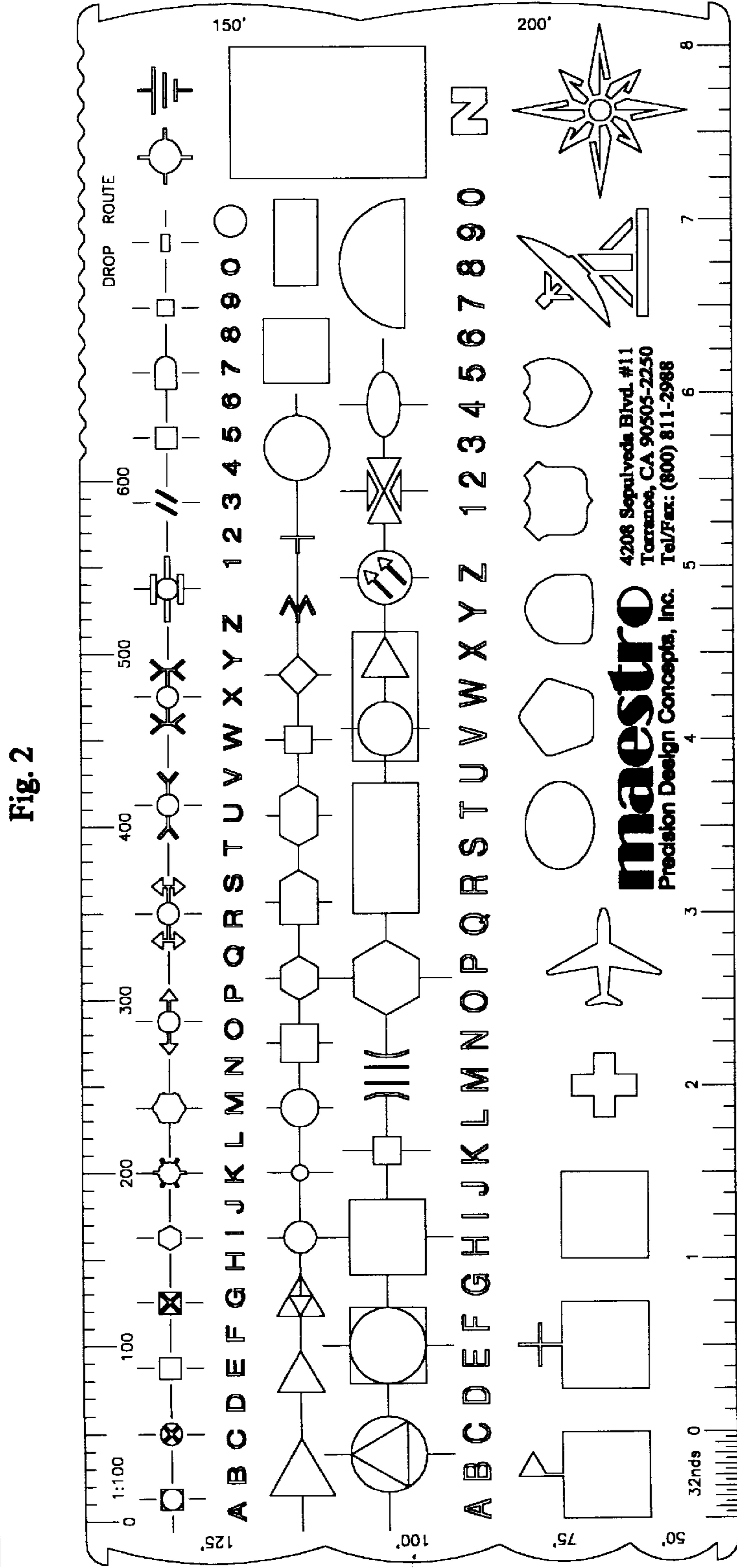


Fig. 1

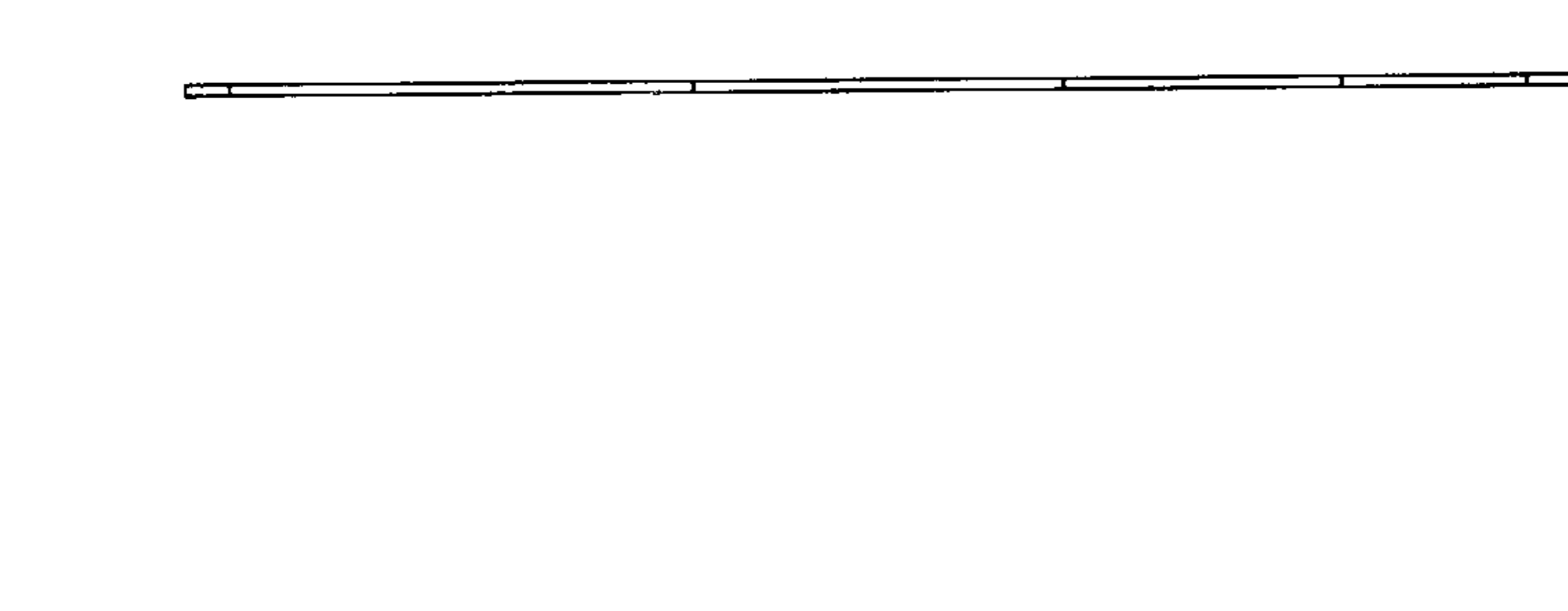


Fig. 2




Fig. 3

Fig. 4

Fig. 5