



US00D422990S

United States Patent [19]

[11] **Patent Number: Des. 422,990**

Bright et al.

[45] **Date of Patent: ** Apr. 18, 2000**

[54] **MERGE ICON FOR A PORTION OF A COMPUTER DISPLAY**

[75] Inventors: **Stephen K. Bright**, Pittsford; **James B. Williams, Jr.**; **Thomas M. Sheehan**, both of Rochester, all of N.Y.

[73] Assignee: **Xerox Corporation**, Stamford, Conn.

[**] Term: **14 Years**

[21] Appl. No.: **07/715,145**

[22] Filed: **Jun. 14, 1991**

[51] **LOC (6) Cl.** **14-02**

[52] **U.S. Cl.** **D14/114.8; D14/114.7**

[58] **Field of Search** **D10/11; D19/6; D14/114, 114.1-114.9; D18/24, 27; 395/155, 157, 159**

Macintosh Hypercard user's guide, document and slide show icons, cover page, 1989.

Trademark & Symbols, vol. 2:Symbolical Design, #26 human figure symbol, p. 16, 1973.

Handbook of Pictorial Symbols, toilets and men symbols, p.59-60, 1976.

hDC Windows Express Editor manual, color palette icon, p. 39, 1988.

Claris MacDraw II reference manual, orientation icons, p. 240, 1988.

Symbol Sourcebook, communications icons, pp. 70 and 226, 1972.

Primary Examiner—M. H. Tung

Attorney, Agent, or Firm—Gary B. Cohen; Don L. Webber

[57] **CLAIM**

The ornamental design for a merge icon for a portion of a computer display, as shown and described.

[56] **References Cited**

U.S. PATENT DOCUMENTS

D. 295,635	5/1988	Wells-Papanek et al.	D18/27
D. 296,218	6/1988	Wells-Papanek et al.	D18/27
4,914,568	4/1990	Kodosky et al.	395/159
5,079,723	1/1992	Herceg et al.	395/156
5,241,655	8/1993	Mineki et al.	395/156

OTHER PUBLICATIONS

Excel Quickstart, Que Corporation, orientation icons, p.184-5, 1989.

The Macintosh Bible, Second Edition, shrink to fit icon, p. 119, 1988.

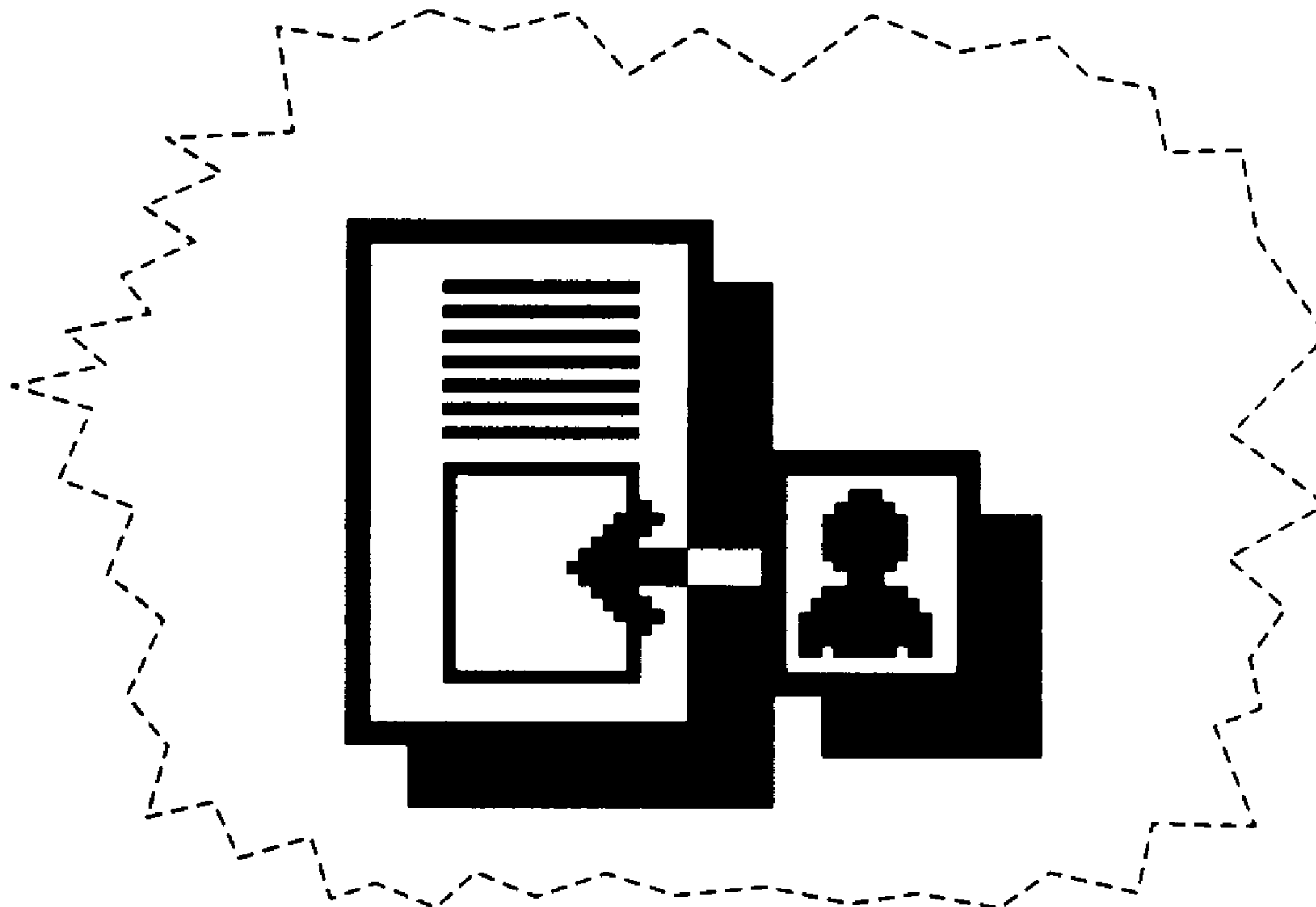
DESCRIPTION

FIG. 1 is a front view of an merge icon for a portion of a computer display;

FIG. 2 is a front view of a second embodiment thereof; and, FIG. 3 is an enlarged front view of the embodiment shown in FIG. 1.

The broken line drawing of an undefined portion of a display screen in all views is for illustrative purposes only and forms no part of the claimed design.

1 Claim, 1 Drawing Sheet






FIG. 1

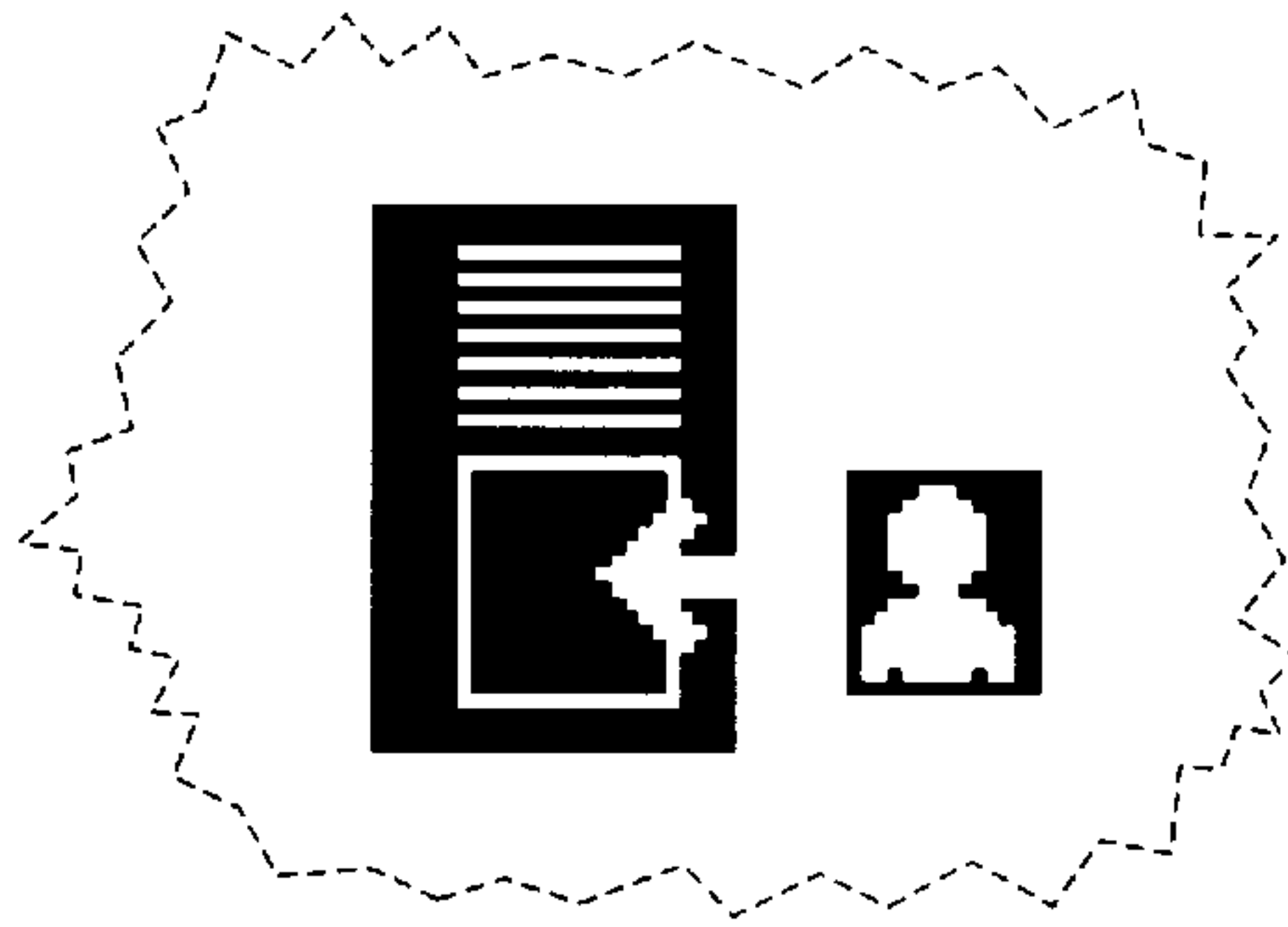


FIG. 2




FIG. 3