



US00D422987S

United States Patent [19]

[11] **Patent Number: Des. 422,987**

Hwang et al.

[45] **Date of Patent: ** Apr. 18, 2000**

[54] **“PRINT UTILITIES” ICON FOR A DISPLAY SCREEN**

D. 388,073 12/1997 Yamamoto et al. D14/114.5

[75] Inventors: **Hyejung Hwang; Walter C. Bubie,**
both of Rochester, N.Y.

[73] Assignee: **Eastman Kodak Company,** Rochester,
N.Y.

[**] Term: **14 Years**

[21] Appl. No.: **29/092,075**

[22] Filed: **Aug. 12, 1998**

[51] **LOC (6) Cl. 14-02**

[52] **U.S. Cl. D14/114.5**

[58] **Field of Search D14/114, 114.1-114.9;**
D18/24-33; D21/324-33; D20/11; D19/6;
345/326, 339-40, 347-57

OTHER PUBLICATIONS

Corel Gallery II Clipart Catalog, Corel Corp.,
laser02-10.cmx, p. B75, standard.cmx, p. B429, symb
154.cmx, p. 430, 1995.

The Icon Book, William Horton, John Wiley & Sons, Inc.,
repair, p. 390, tool, p. 393, 1994.

Primary Examiner—M. H. Tung
Attorney, Agent, or Firm—Pamela R. Crocker

[57] CLAIM

The ornamental design for a “print utilities” icon for a
display screen, as shown and described.

DESCRIPTION

FIG. 1 is a front view of a “print utilities” icon for a display
screen according to the present invention, the broken line
drawing of a display screen is for illustrative purposes only
and forms no part of the claimed design; and,


FIG. 2 is a front view thereof, on an enlarged scale, the
“print utilities” icon is shown separately for clarity of
illustration.

[56] References Cited

U.S. PATENT DOCUMENTS

- D. 341,848 11/1993 Bigelow et al. D14/114.5 X
- D. 386,485 11/1997 Thomas D14/114.5
- D. 388,070 12/1997 Yamamoto et al. D14/114.3
- D. 388,072 12/1997 Sawada D14/114.3

1 Claim, 2 Drawing Sheets






FIG. 1

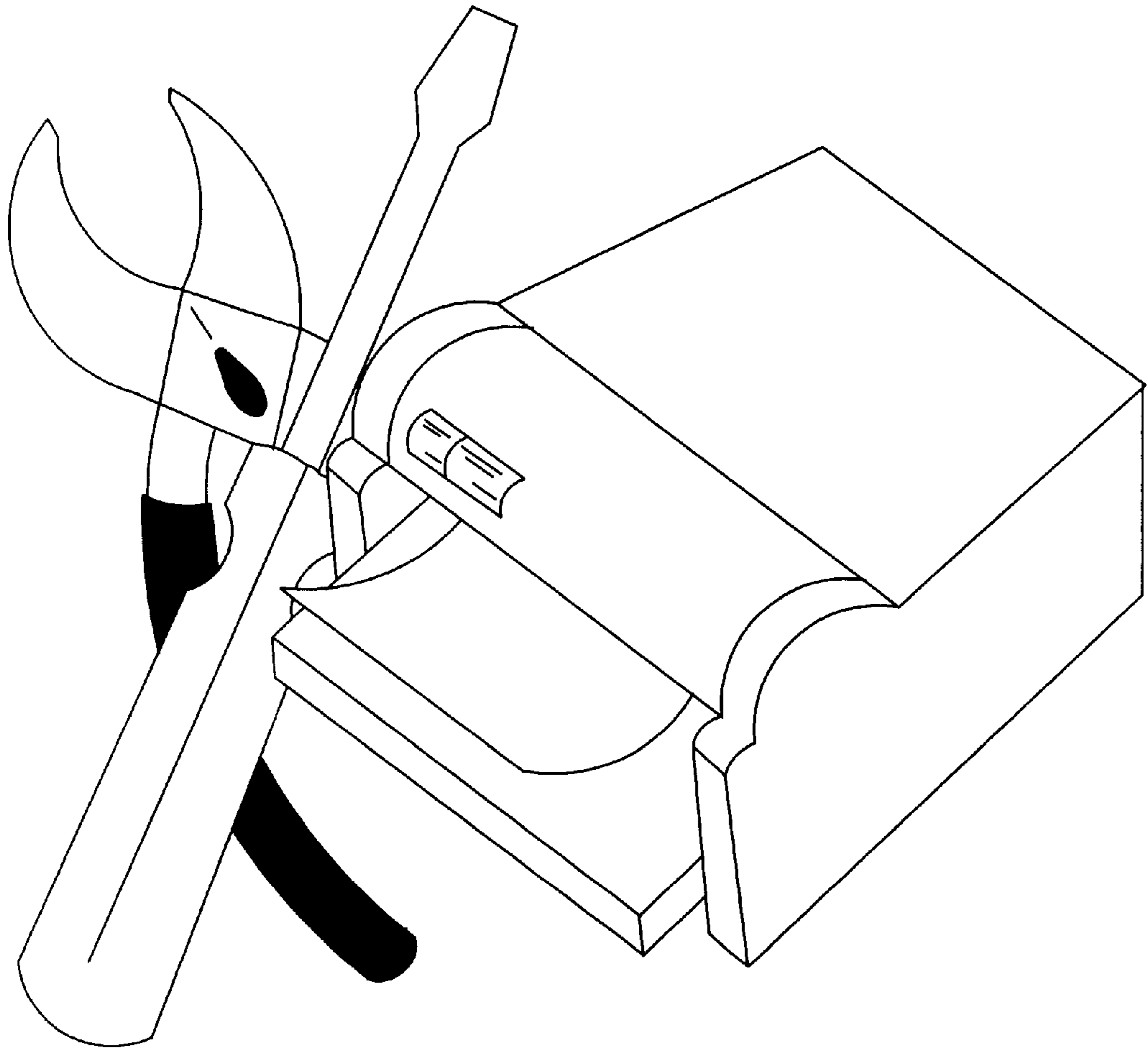


FIG. 2