



US00D422972S

United States Patent [19] King

[11] Patent Number: Des. 422,972

[45] Date of Patent: ** Apr. 18, 2000

[54] ELECTRONIC ORGANIZER

Primary Examiner—Freda Nunn

[76] Inventor: Melody J King, 307 Nazelrod Rd.,
Oakland, Md. 21550

[57] CLAIM

The ornamental design for an electronic organizer, as shown.

[**] Term: 14 Years

DESCRIPTION

[21] Appl. No.: 29/103,500

FIG. 1 is a top plan view of the electronic organizer of the present invention;

[22] Filed: Apr. 15, 1999

FIG. 2 is a bottom plan view of the electronic organizer of FIG. 1;

[51] LOC (6) Cl. 14-02

[52] U.S. Cl. D14/100; D18/7

FIG. 3 is a right side elevational view of the electronic organizer of FIG. 1;

[58] Field of Search D14/100, 105,
D14/107, 114, 115, 106; D12/192, 400;
D18/6, 7, 1; 235/145 A, 145 R; 341/22,
23; 345/156, 168; 364/708.1; 349/12

FIG. 4 is a left side elevational view of the electronic organizer of FIG. 1;

[56] References Cited

U.S. PATENT DOCUMENTS

D. 314,206	1/1991	Ido	D18/7
D. 354,948	1/1995	Moodie	D14/100
D. 372,898	8/1996	Shan	D14/100
D. 397,680	9/1998	Scarborough	D14/100

FIG. 5 is a rear elevational view of the electronic organizer of FIG. 1;

FIG. 6 is a front elevational view of the electronic organizer of FIG. 1; and,

FIG. 7 is a top, front, left side perspective view of the electronic organizer of FIG. 1.

1 Claim, 3 Drawing Sheets




FIG. 1




FIG. 2

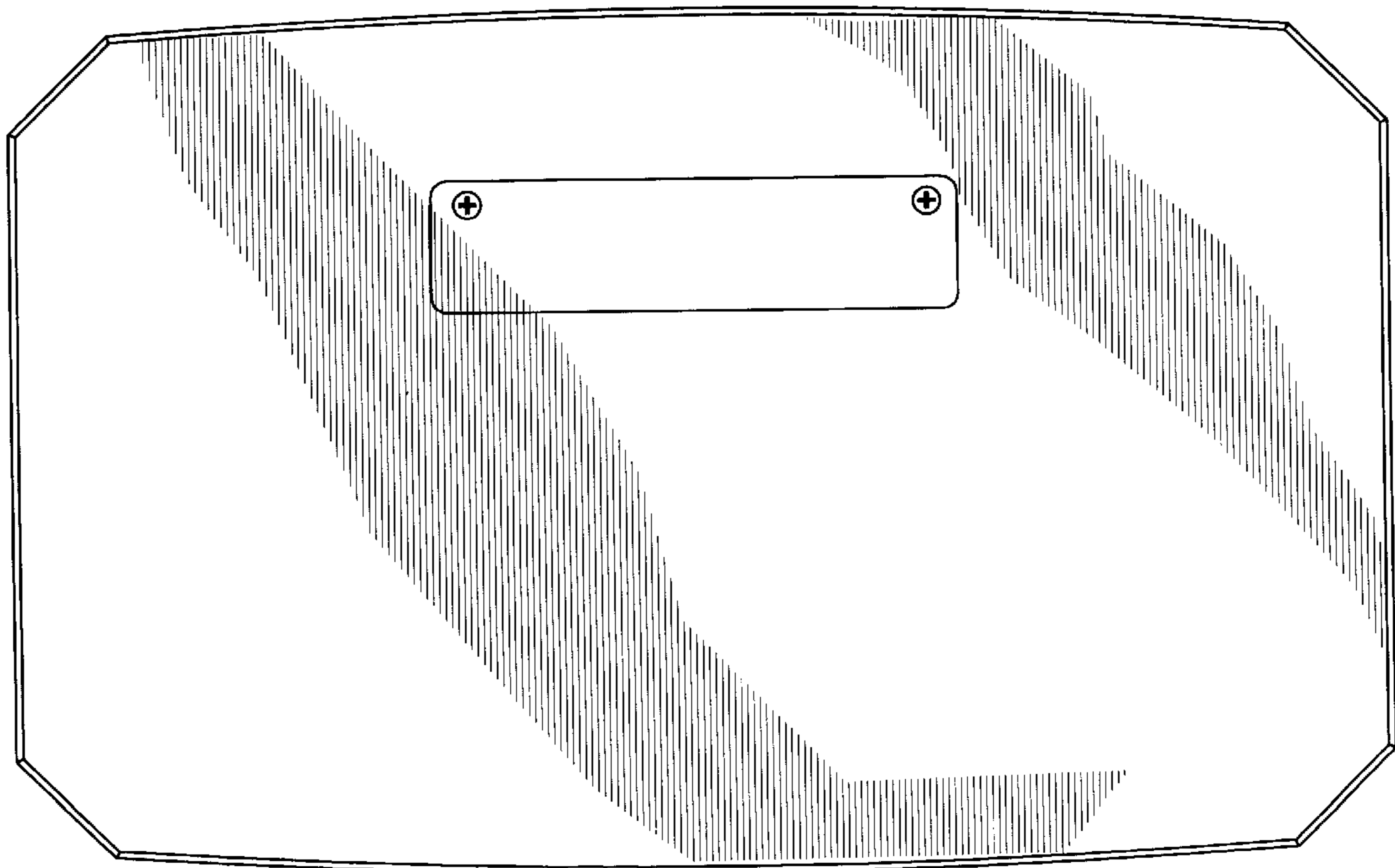


FIG. 3




FIG. 4



FIG. 5

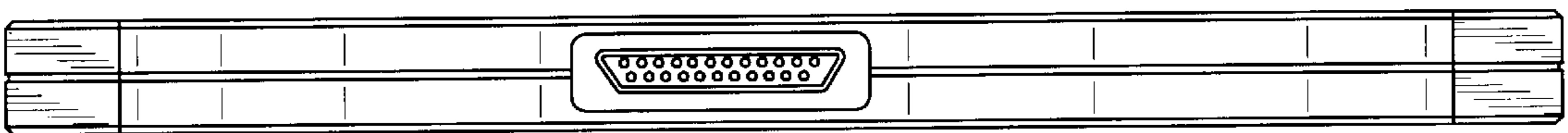


FIG. 6




FIG. 7

