



US00D422939S

# United States Patent [19]

Fireman et al.

[11] Patent Number: **Des. 422,939**

[45] Date of Patent: **\*\* Apr. 18, 2000**

[54] **SLED**

[75] Inventors: **Andrew Fireman**, North Bethesda, Md.; **Christopher Green**, Columbus, Ohio

[73] Assignee: **Riva Sports, LLC**, Bethesda, Md.

[\*\*] Term: **14 Years**

[21] Appl. No.: **29/098,217**

[22] Filed: **Dec. 24, 1998**

[51] **LOC (6) Cl.** ..... **12-14**

[52] **U.S. Cl.** ..... **D12/11**

[58] **Field of Search** ..... D12/6, 8-9, 11; 280/845, 11-12, 15-16, 18-18.1, 19-20, 21.1; D21/769, 770, 760; 441/129-132

[56] **References Cited**

**U.S. PATENT DOCUMENTS**

- D. 216,530 2/1970 Ziff ..... D12/11
- D. 226,937 5/1973 Heniges ..... D12/11

- D. 250,403 11/1978 Ross ..... D12/14
- D. 290,151 6/1987 Cashmere ..... D21/236
- D. 300,841 4/1989 Minurri ..... D21/228
- D. 308,402 6/1990 Chang ..... D21/770
- D. 380,705 7/1997 Fenton et al. .... D12/11
- D. 402,592 12/1998 Fireman ..... D12/11
- D. 402,593 12/1998 Fireman ..... D12/11
- 4,028,761 6/1977 Taylor ..... 280/18 X
- 4,561,664 12/1985 Cashmere ..... 280/18

*Primary Examiner*—Nelson C. Holtje  
*Attorney, Agent, or Firm*—Steven Fox, Esq.

[57] **CLAIM**

The ornamental design of a sled, as shown and described.

**DESCRIPTION**

FIG. 1 is a perspective view of the present invention; FIG. 2 is a top plan view of the present invention; FIG. 3 is a bottom plan view of the present invention; FIG. 4 is a side elevation view of the present invention; FIG. 5 is a front elevation view of the present invention; and, FIG. 6 is a rear elevation view of the present invention.

**1 Claim, 5 Drawing Sheets**

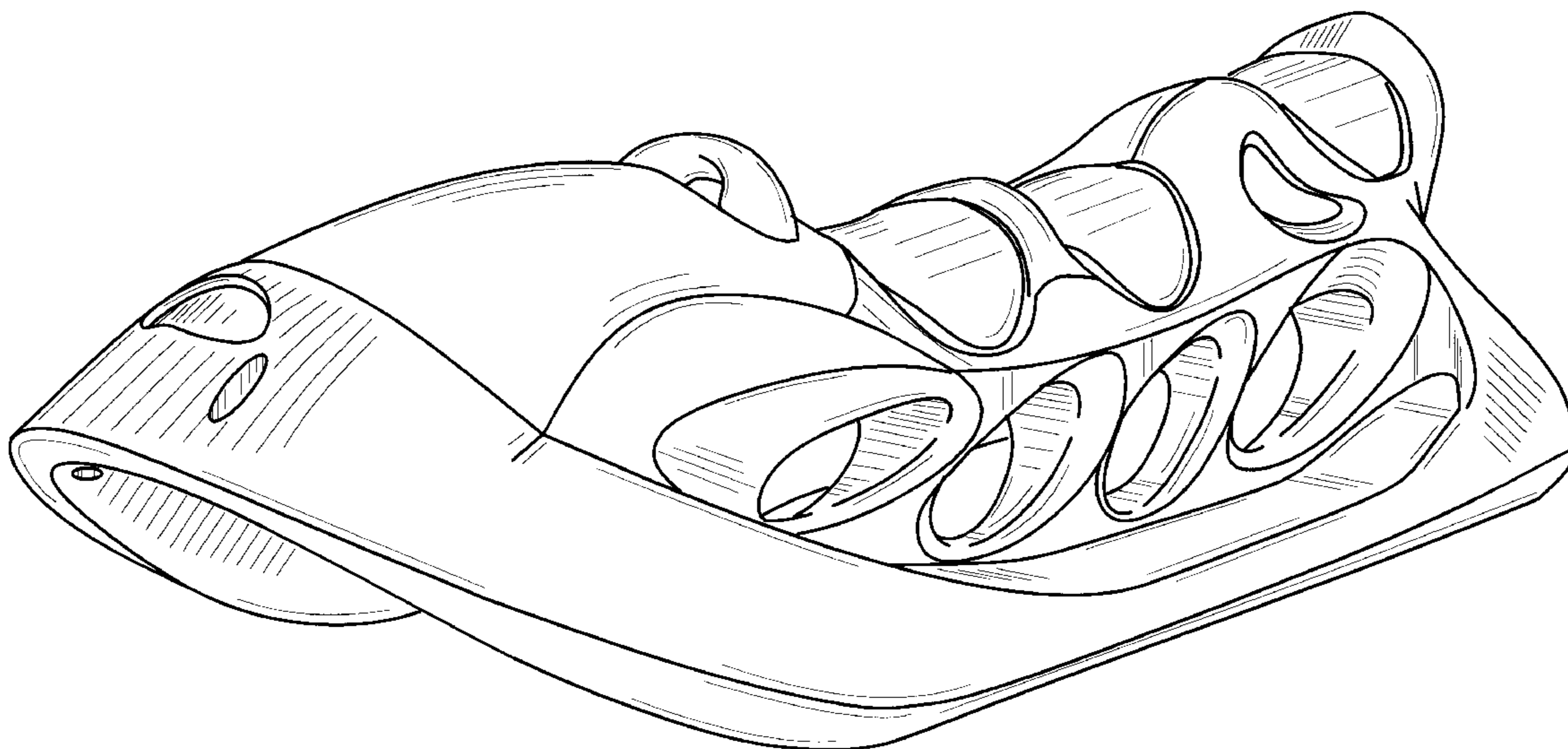




FIG. 1

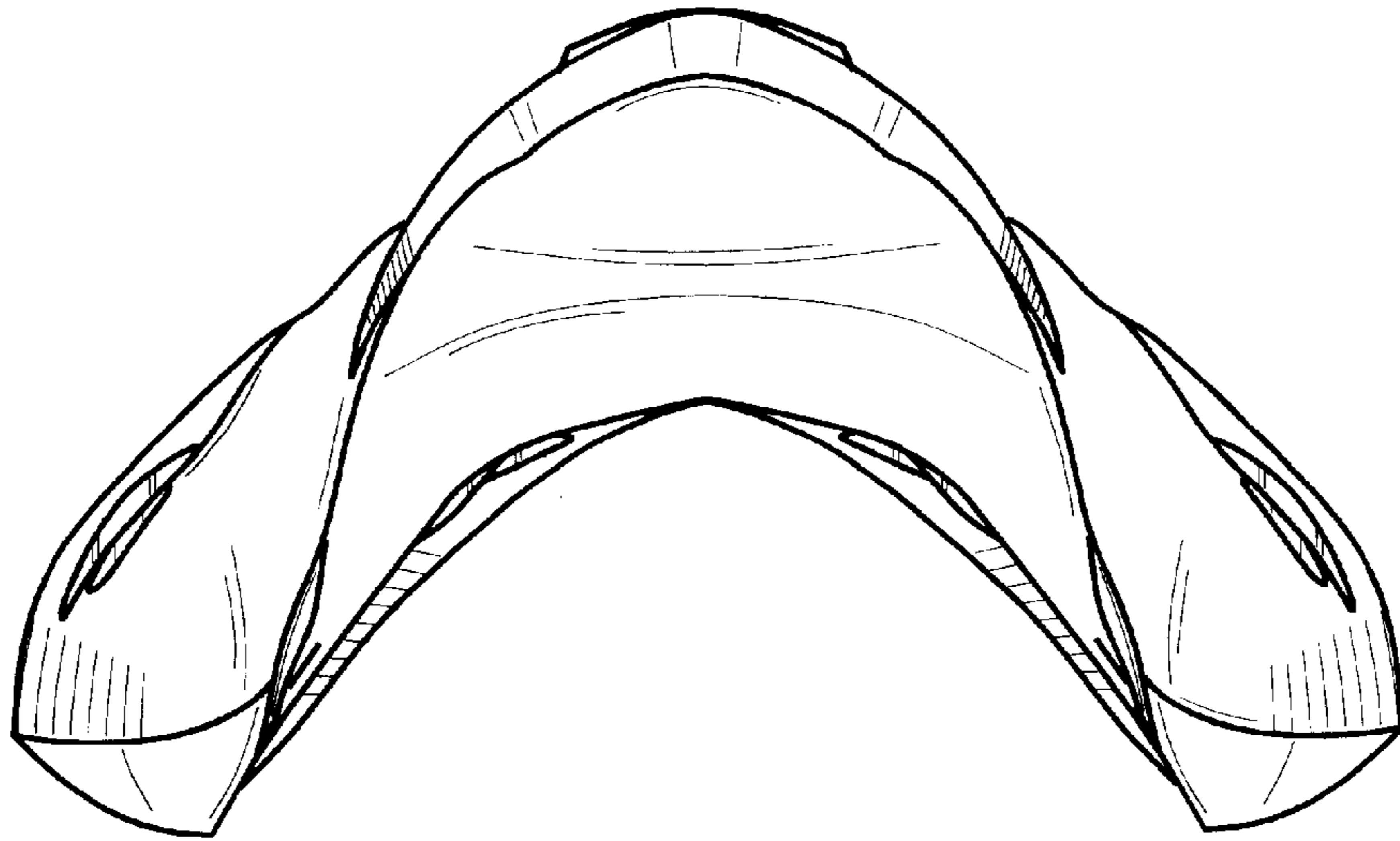


FIG. 2

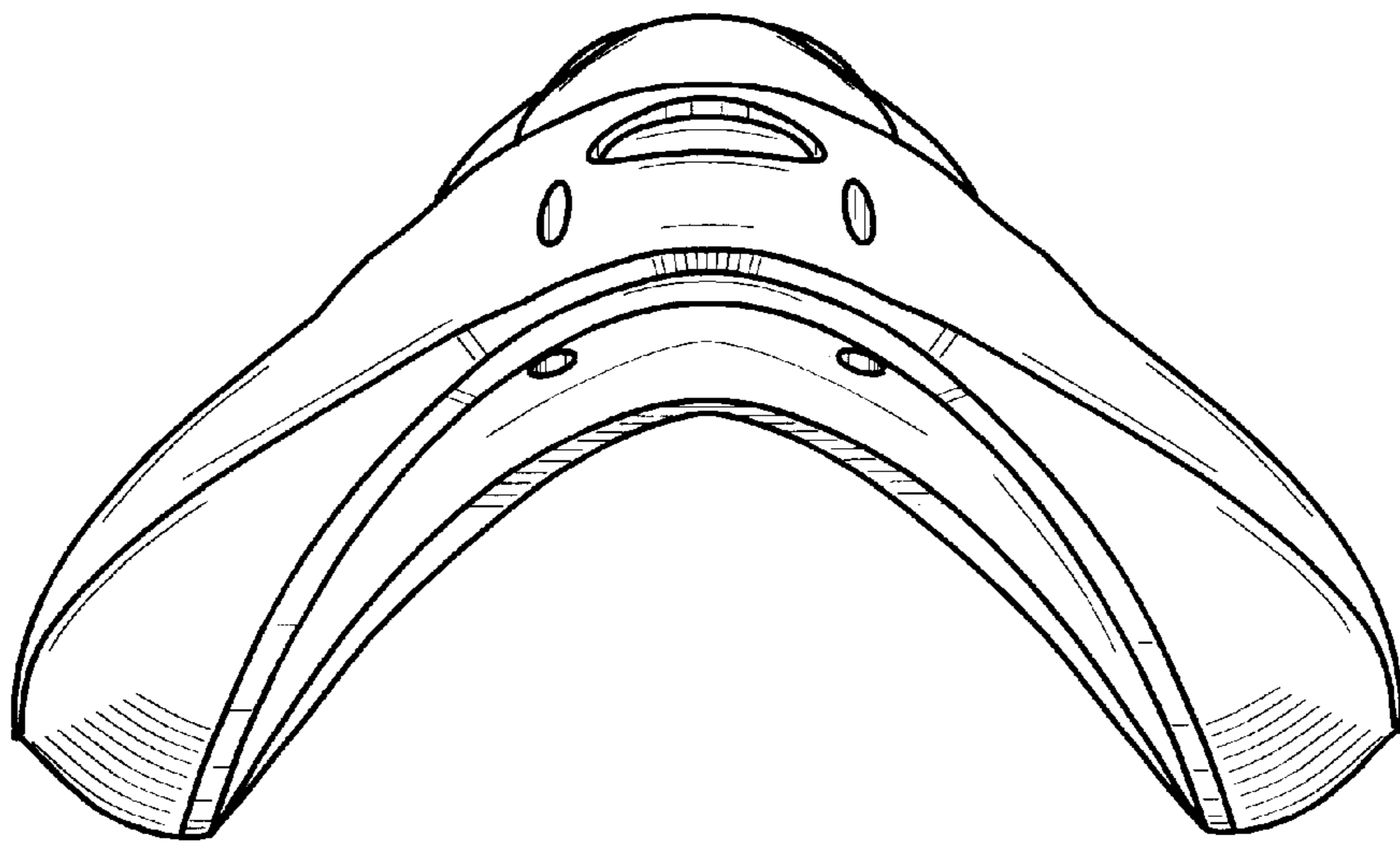


FIG. 3



FIG. 4

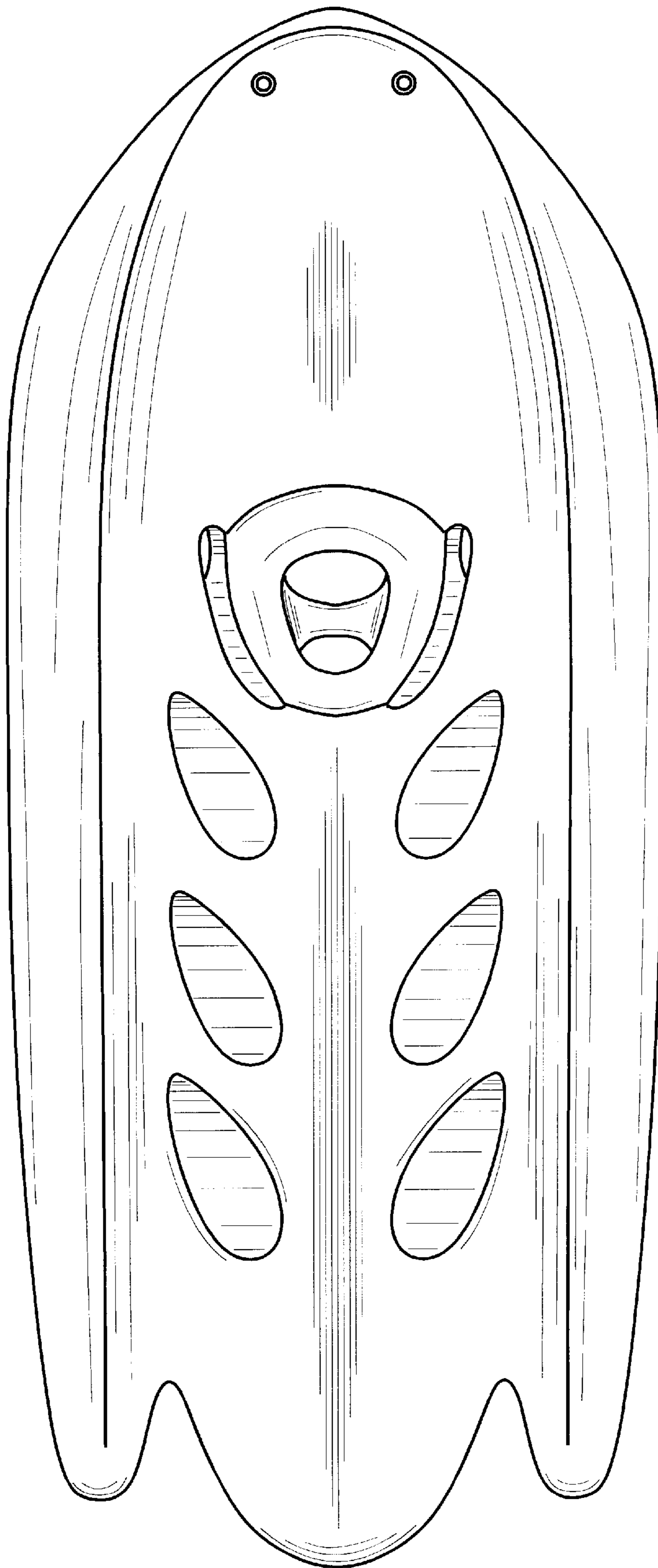


FIG. 5

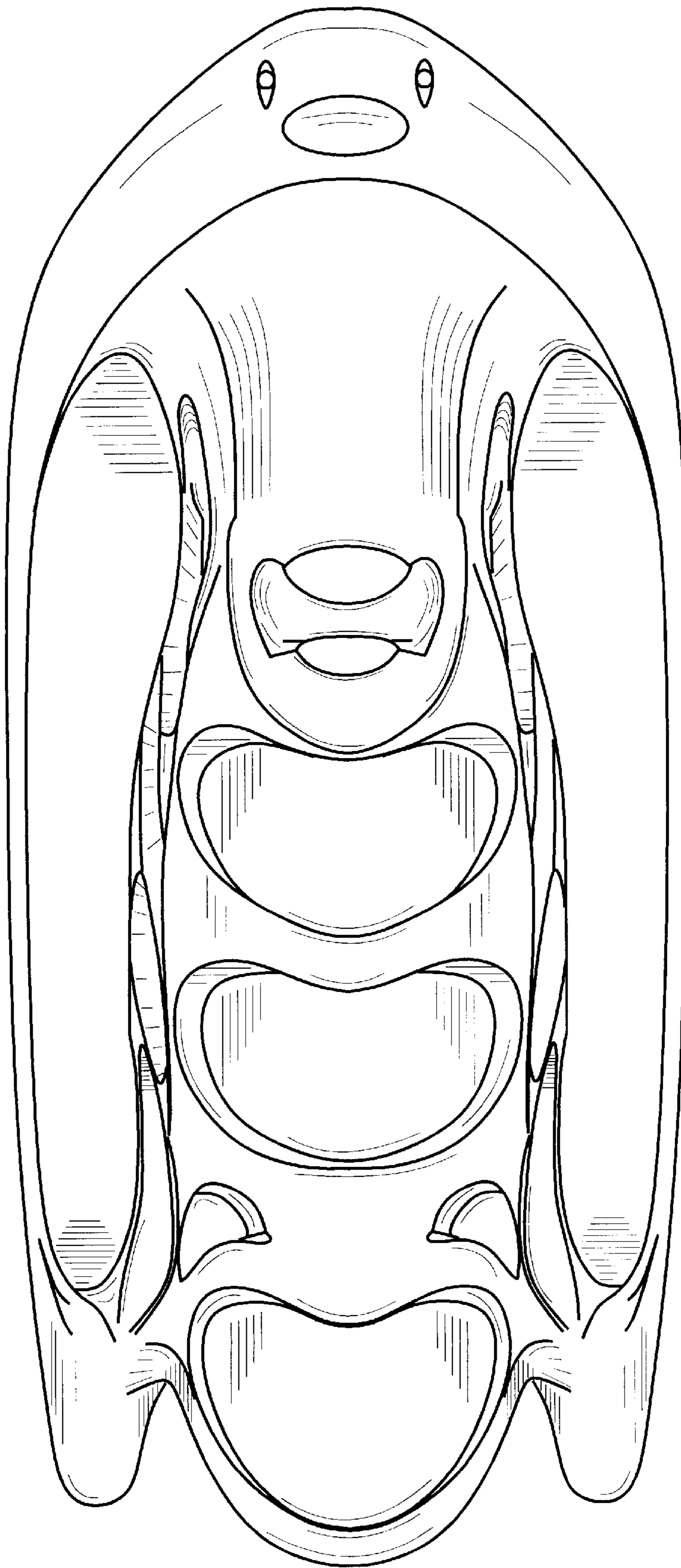


FIG. 6