



US00D422922S

United States Patent [19]

Wunderman

[11] Patent Number: Des. 422,922

[45] Date of Patent: ** Apr. 18, 2000

[54] WATCH BAND AND HOUSING

[75] Inventor: Severin S. Wunderman, South Laguna, Calif.

[73] Assignee: Severin Montres AG, Bern, Switzerland

[**] Term: 14 Years

[21] Appl. No.: 29/107,591

[22] Filed: Jul. 8, 1999

[30] Foreign Application Priority Data

Jan. 19, 1999 [CH] Switzerland 438799

[51] LOC (6) Cl. 10-02

[52] U.S. Cl. D10/32; D10/33

[58] Field of Search D10/1-40, 122-132; D11/3-25; 63/1.1, 3, 5, 11; 368/276-277, 280-282, 285

[56] References Cited

U.S. PATENT DOCUMENTS

D. 108,737 3/1938 Merz D10/30
D. 139,671 12/1944 Pereira D10/33

D. 167,459 8/1952 Hammerman D10/30
D. 268,485 4/1983 Claude D10/38
D. 269,502 6/1983 Tanaka D10/38
D. 310,331 9/1990 Ratajski D10/32
D. 310,337 9/1990 Ratajski D10/39

Primary Examiner—Nelson C. Holtje
Attorney, Agent, or Firm—Colucci & Umans

[57] CLAIM

The ornamental design for a watch band and housing, as shown and described.

DESCRIPTION

FIG. 1 is a front, left, top perspective view of a watch band and housing showing my design therefor;
FIG. 2 is a top plan view thereof;
FIG. 3 is a bottom plan view thereof;
FIG. 4 is a right side elevational view thereof;
FIG. 5 is a left side elevational view thereof;
FIG. 6 is a rear elevational view thereof;
FIG. 7 is a front elevational view thereof;
FIG. 8 is a top view thereof in an open position;
FIG. 9 is a top view thereof in a further open position;
FIG. 10 is a perspective view of the position of FIG. 8; and,
FIG. 11 is a perspective view of the position of FIG. 9.

1 Claim, 3 Drawing Sheets



FIG. 1




FIG. 2




FIG. 3




FIG. 4



FIG. 6




FIG. 5




FIG. 7




FIG. 8




FIG. 10



FIG. 9




FIG. 11

