



US00D422906S

United States Patent [19]
Mellish

[11] **Patent Number: Des. 422,906**

[45] **Date of Patent: ** Apr. 18, 2000**

[54] **STACKING BOTTLE UNIT**

Attorney, Agent, or Firm—McAndrews, Held & Malloy, Ltd.

[75] Inventor: **Neal Mellish**, Rotherham, United Kingdom

[57] **CLAIM**

[73] Assignee: **The Roaring Water Bay Spirits Company Limited**, Ireland

The ornamental design for a stacking bottle unit, as shown and described.

[**] Term: **14 Years**

DESCRIPTION

[21] Appl. No.: **29/093,782**

FIG. 1 is a side elevation of a stacking bottle unit showing my new design, the opposite side is the same;

[22] Filed: **Sep. 18, 1998**

FIG. 2 is a top plan view of the stacking bottle unit of FIG. 1;

[51] **LOC (6) Cl.** **09-01**

FIG. 3 is a bottom plan view of the stacking bottle unit of FIG. 1, showing the concentric appearance of the stacking bottle unit, which appearance is the same for a top bottle of the bottle stacking unit, a middle bottle of the stacking bottle unit, and a bottom bottle of the stacking bottle unit;

[52] **U.S. Cl.** **D9/347; D9/520**

[58] **Field of Search** D9/347, 351, 500, D9/503, 520, 505; 215/6, 10, 382

FIG. 4 is a side elevation of the stacking bottle unit of FIG. 1 shown in an exploded condition, the opposite side is the same;

[56] **References Cited**

U.S. PATENT DOCUMENTS

D. 104,396	5/1937	Fehr	D9/520
D. 110,624	7/1938	Mekeel, Jr.	D9/520
567,199	9/1896	Rively	215/10
769,615	9/1904	Kosansvich	215/10
880,082	2/1908	Kendrick	215/6
2,960,248	11/1960	Kuhlman	215/10
4,573,595	3/1986	Mednis	215/10

FIG. 5 is a perspective view of the stacking bottle unit of FIG. 1 shown in an exploded condition;

FOREIGN PATENT DOCUMENTS

A-37470/97	3/1998	Australia .
3343993A1	6/1985	Germany .

FIG. 6 is a longitudinal view of the stacking bottle unit of FIG. 1, illustrating the interior and exterior shapes of the bottles comprising the stacking bottle unit of FIG. 1; and,

OTHER PUBLICATIONS

Liquor Store Magazine, p. 56, "La La" sherry bottle, Nov. 1975.

FIG. 7 is a top plan view of the middle bottle of the stacking bottle unit of FIG. 1, the top plan view of the bottom bottle is the same.

The portions of the stacking bottle unit that are not shown in the drawings or described in the specification do not form part of the claimed design.

Primary Examiner—Lucy Lieberman

1 Claim, 3 Drawing Sheets

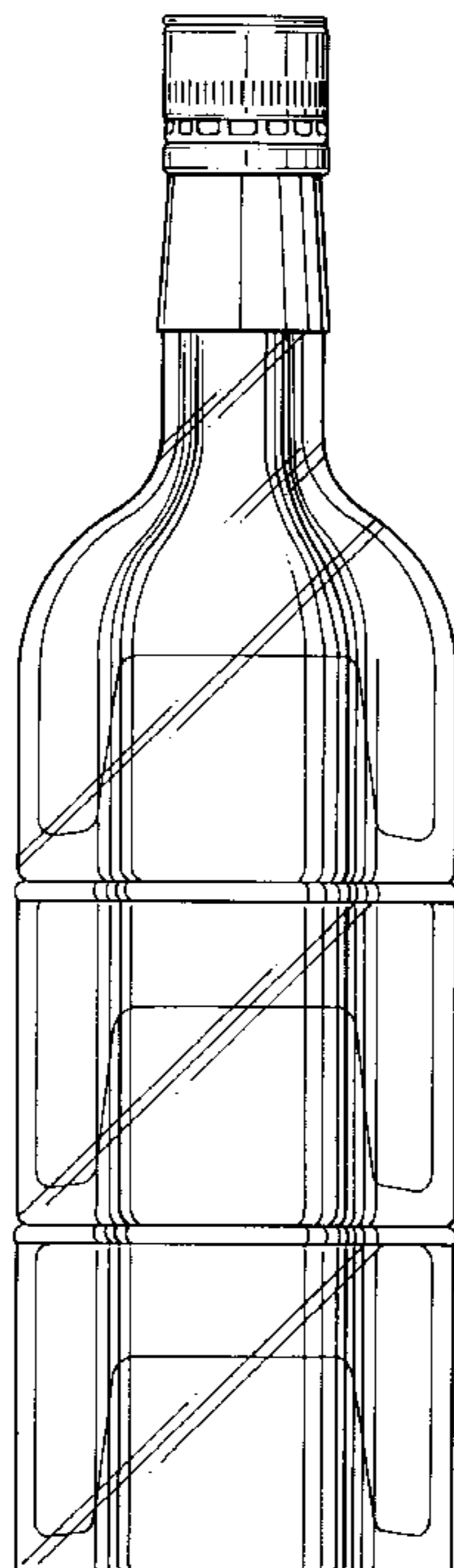


FIG. 1

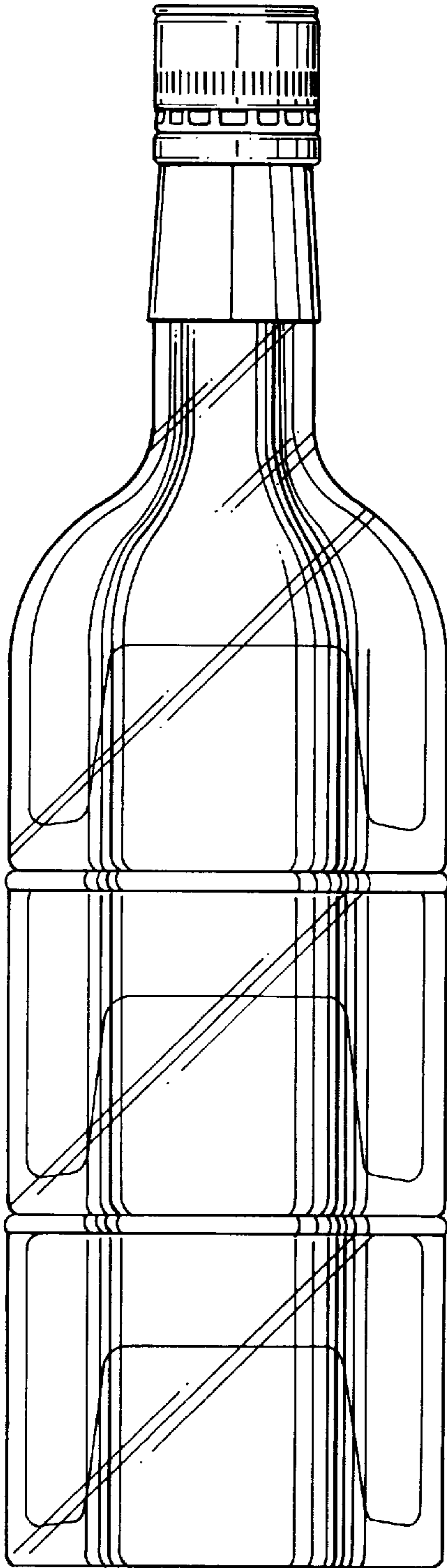


FIG. 2

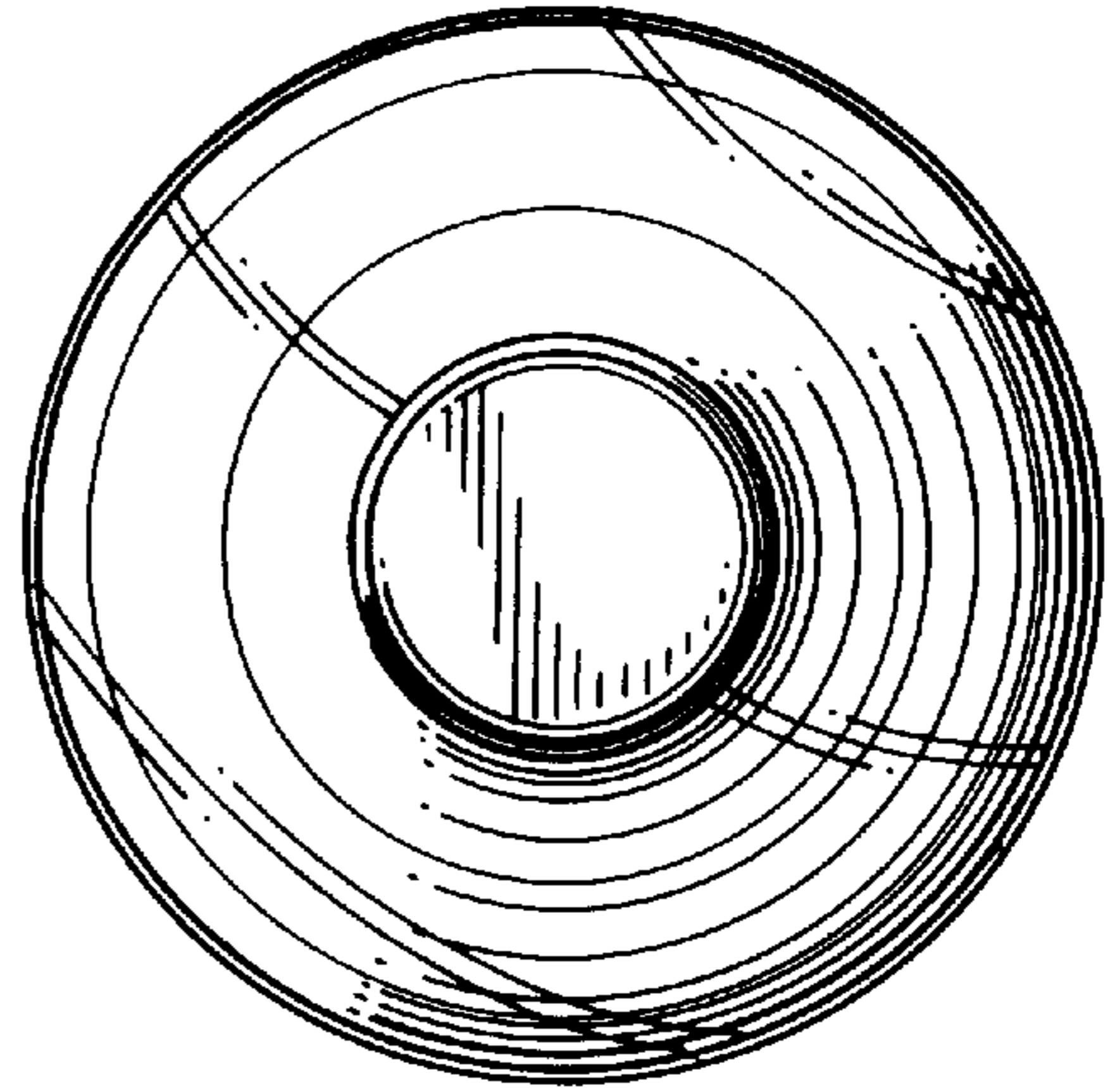
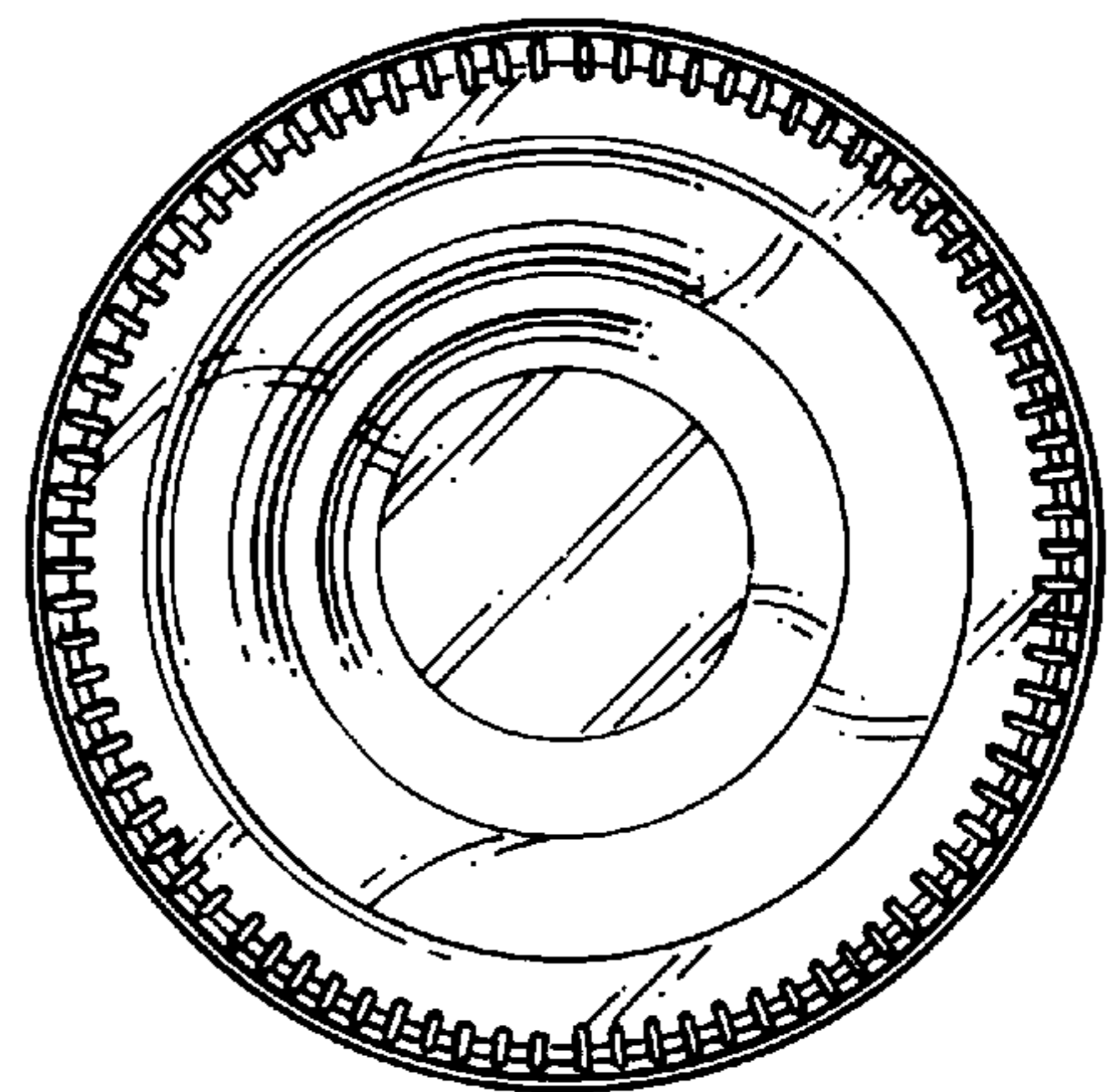


FIG. 3



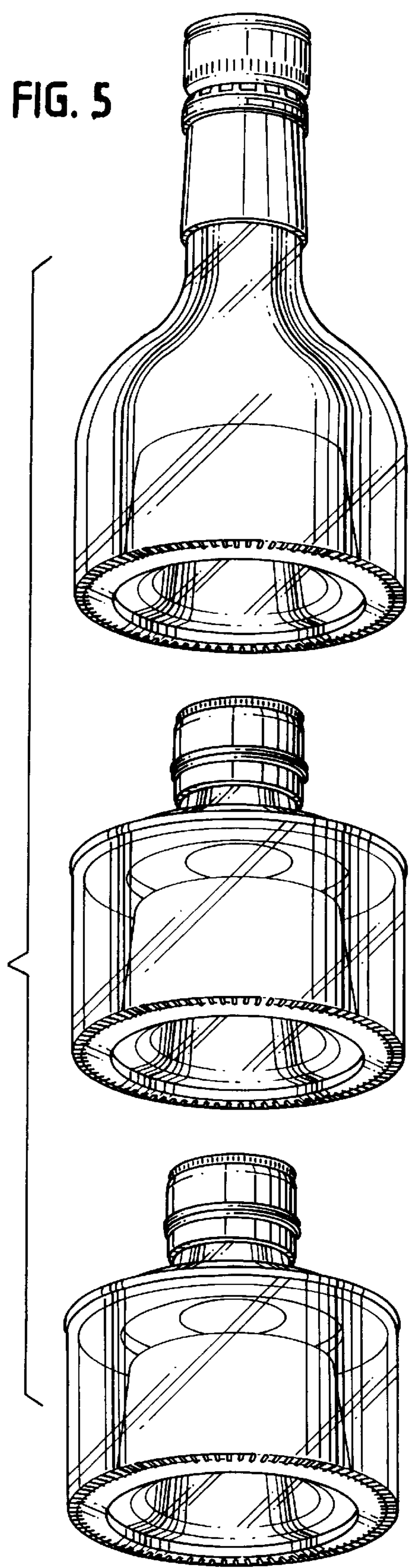
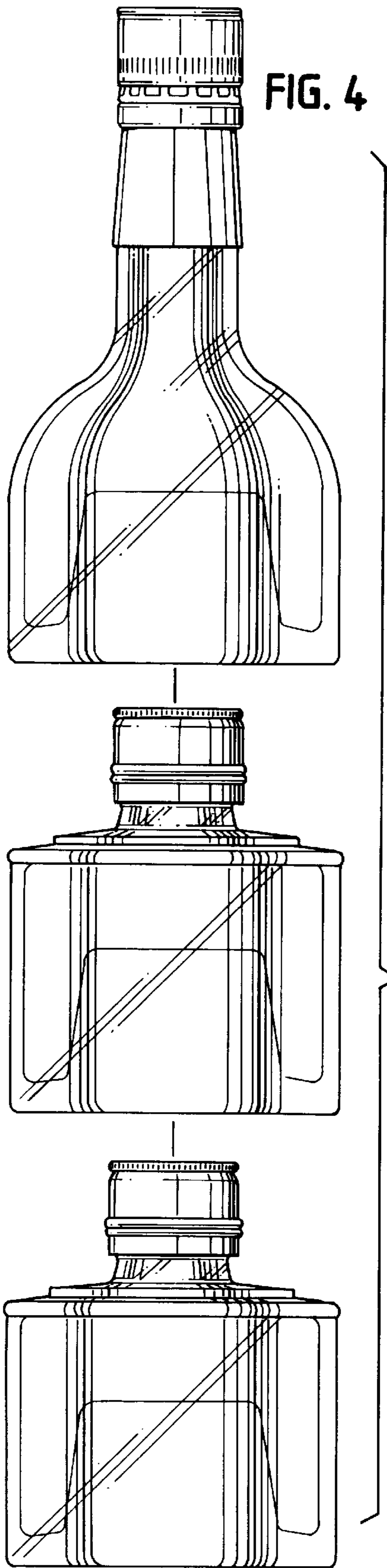


FIG. 6




FIG. 7

