



US00D422894S

United States Patent [19] Kubica

[11] **Patent Number: Des. 422,894**

[45] **Date of Patent: ** Apr. 18, 2000**

[54] **CONCRETE WALL FORM TIE**

5,502,942 4/1996 Gras et al. 24/295

[75] Inventor: **Richard Kubica**, Traverse City, Mich.

Primary Examiner—Holly Baynham

[73] Assignee: **K-Wall Poured Walls, Inc.**, Traverse City, Mich.

[57] **CLAIM**

[**] Term: **14 Years**

The ornamental design for the concrete wall form tie, as shown and described.

[21] Appl. No.: **29/108,685**

DESCRIPTION

[22] Filed: **Jul. 29, 1999**

FIG. 1 is a perspective view of a concrete wall form tie according to the invention.

[51] **LOC (6) Cl.** **08-08**

[52] **U.S. Cl.** **D8/382**

FIG. 2 is a top plan view of the concrete wall form tie with the bottom view being identical in appearance;

[58] **Field of Search** D8/382, 354; 52/714, 52/719, 716.6

FIG. 3 is a front elevational view of the concrete wall form tie with the rear view being identical in appearance; and,

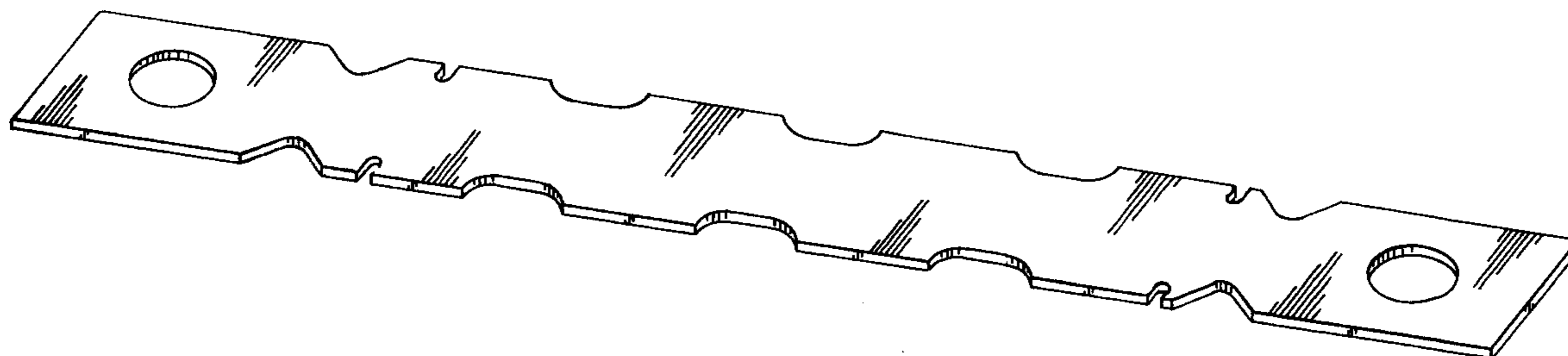
FIG. 4 is a left side elevational view of the concrete wall form tie with the right side being identical in appearance.

[56] **References Cited**

U.S. PATENT DOCUMENTS

D. 274,787 7/1984 Cronic D8/373

1 Claim, 1 Drawing Sheet



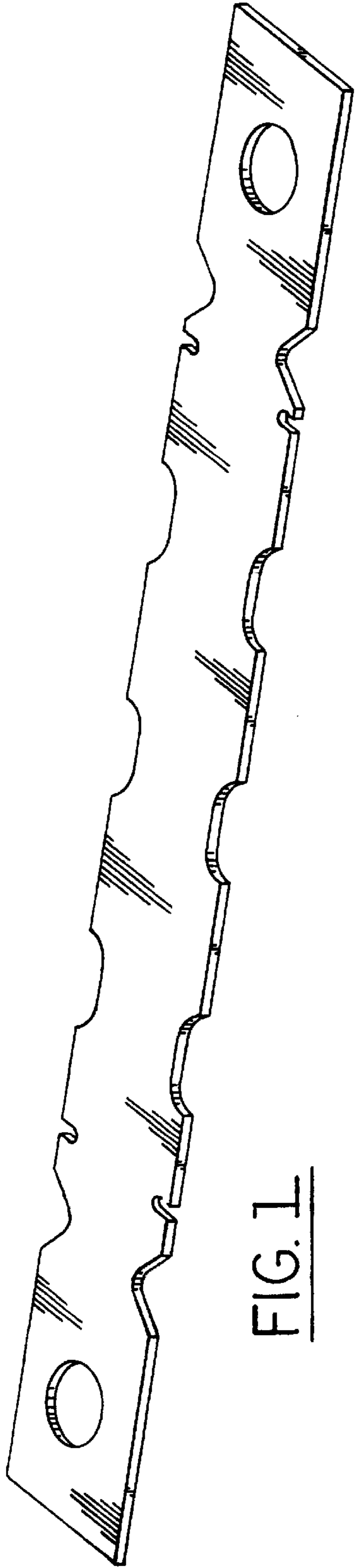


FIG. 1

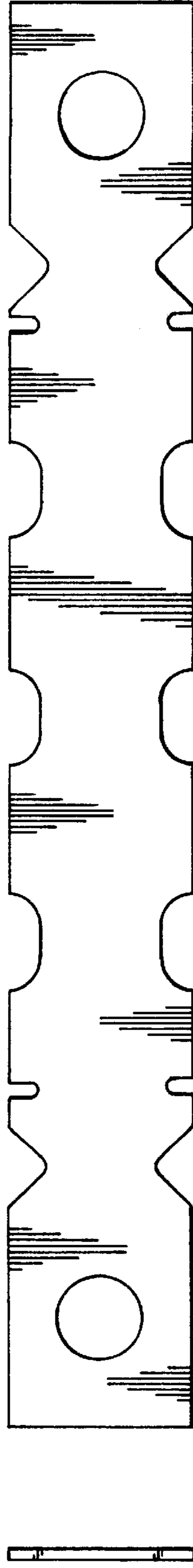


FIG. 2



FIG. 3



FIG. 4