



US00D422892S

# United States Patent [19] Donovan

[11] **Patent Number: Des. 422,892**

[45] **Date of Patent: \*\* Apr. 18, 2000**

[54] **WALL HANGER**

[76] **Inventor: Charles A. Donovan**, 1535 Green Acre Point, Oviedo, Fla. 32765

[\*\*] **Term: 14 Years**

[21] **Appl. No.: 29/097,850**

[22] **Filed: Dec. 15, 1998**

5,018,697	5/1991	Treanor et al. .	
5,069,412	12/1991	Jacob .	
5,328,140	7/1994	Wong .....	248/498
5,425,524	6/1995	Messina, Jr. ....	248/475.1

*Primary Examiner*—Holly Baynham  
*Attorney, Agent, or Firm*—Allen, Dyer, Doppelt, Milbrath & Gilchrist, P.A.

### Related U.S. Application Data

[63] Continuation-in-part of application No. 09/027,024, Feb. 20, 1998, which is a continuation-in-part of application No. 08/688,717, Jul. 31, 1996, abandoned, and a division of application No. 08/226,968, Apr. 13, 1994, Pat. No. 5,542,641.

[51] **LOC (6) Cl. .... 08-05**

[52] **U.S. Cl. .... D8/373**

[58] **Field of Search .... D8/373, 363, 367; 248/496-498, 489**

### [56] References Cited

#### U.S. PATENT DOCUMENTS

D. 33,497	11/1900	Williams .
1,272,696	7/1918	Mock .
1,292,956	1/1919	McConnal .
2,633,322	3/1953	Barr .
3,995,821	12/1976	Einhorn .
4,094,490	6/1978	Einhorn .
4,739,961	4/1988	Thomas .


### [57] CLAIM

The ornamental design for a wall hanger, as shown and described.

### DESCRIPTION

FIG. 1 is a front, left perspective view of a wall hanger showing my new design;  
 FIG. 2 is a front view thereof;  
 FIG. 3 is a top edge view thereof;  
 FIG. 4 is a rear view thereof;  
 FIG. 5 is a bottom edge view thereof;  
 FIG. 6 is a right edge view thereof;  
 FIG. 7 is a left edge view thereof;  
 FIG. 8 is a front, left perspective view of a second embodiment of the design;  
 FIG. 9 is a front view thereof;  
 FIG. 10 is a top edge view thereof;  
 FIG. 11 is a rear view thereof;  
 FIG. 12 is a bottom edge view thereof;  
 FIG. 13 is a right edge view thereof; and,  
 FIG. 14 is a left edge view thereof.

**1 Claim, 6 Drawing Sheets**






FIG. 1.

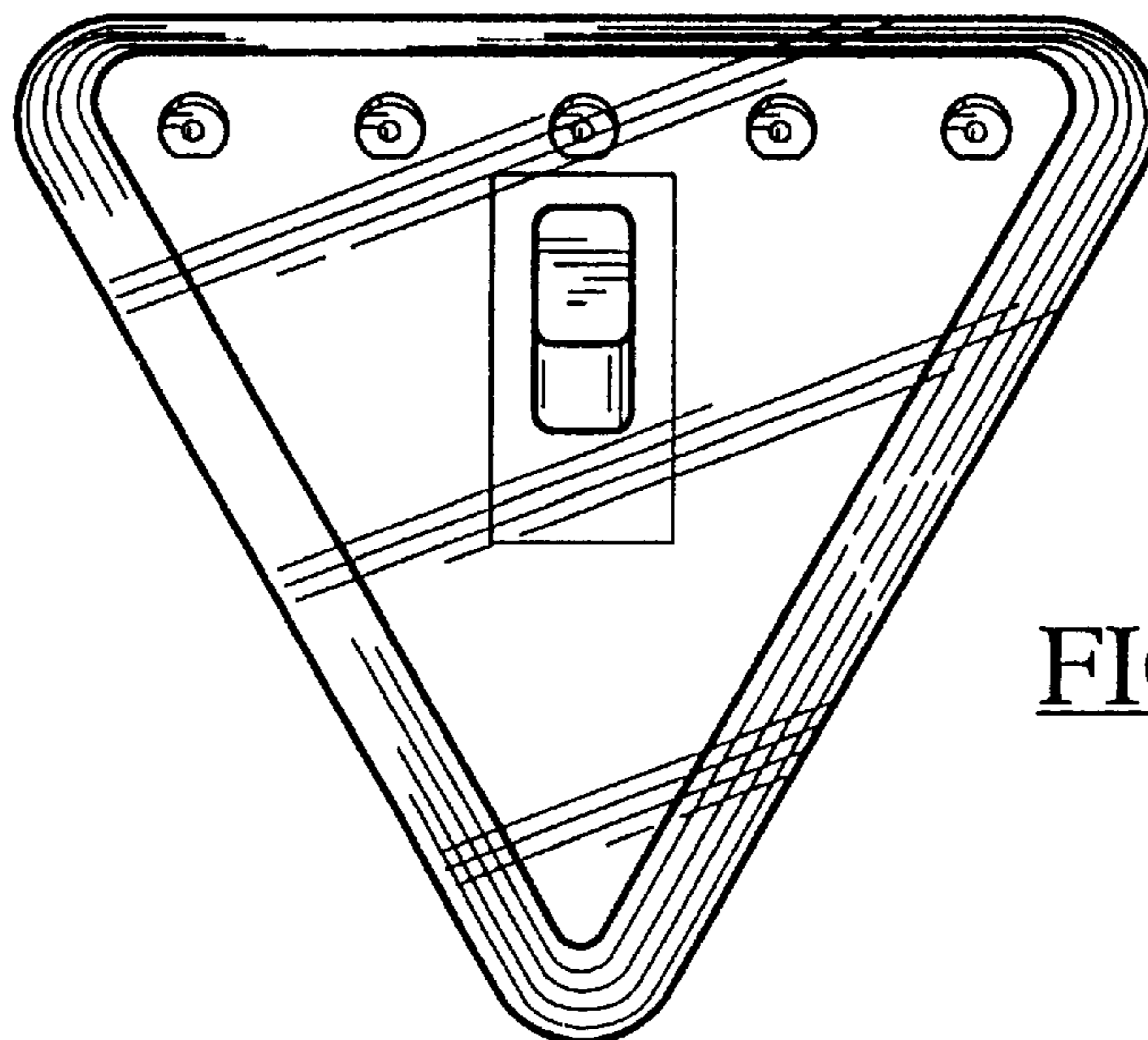


FIG. 2.

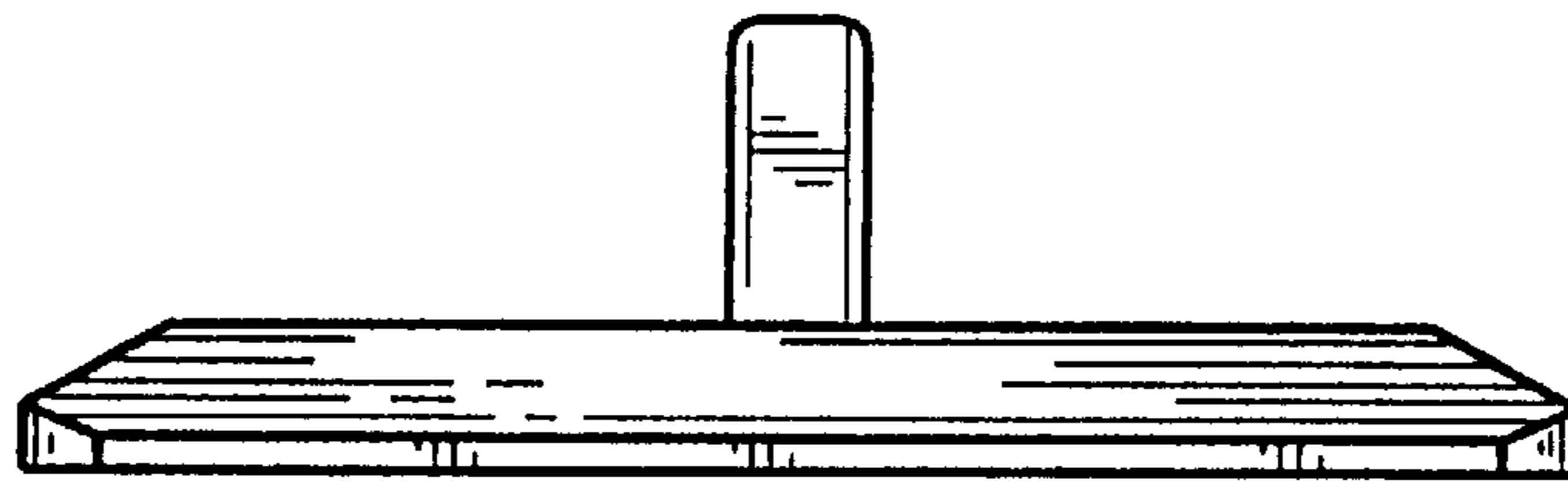


FIG. 3.

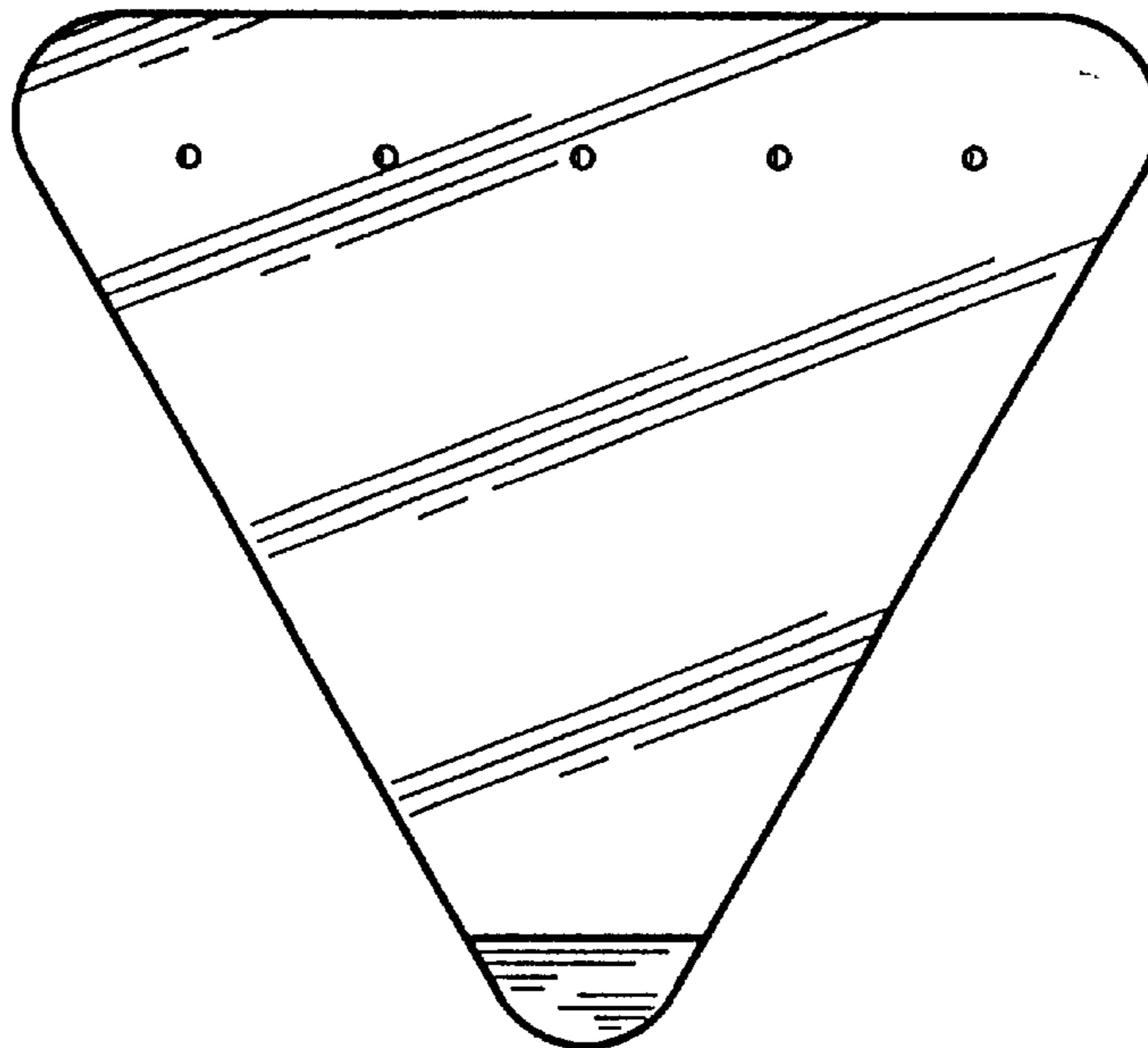


FIG. 4.




FIG. 5.




FIG. 6.




FIG. 7.




FIG. 8.

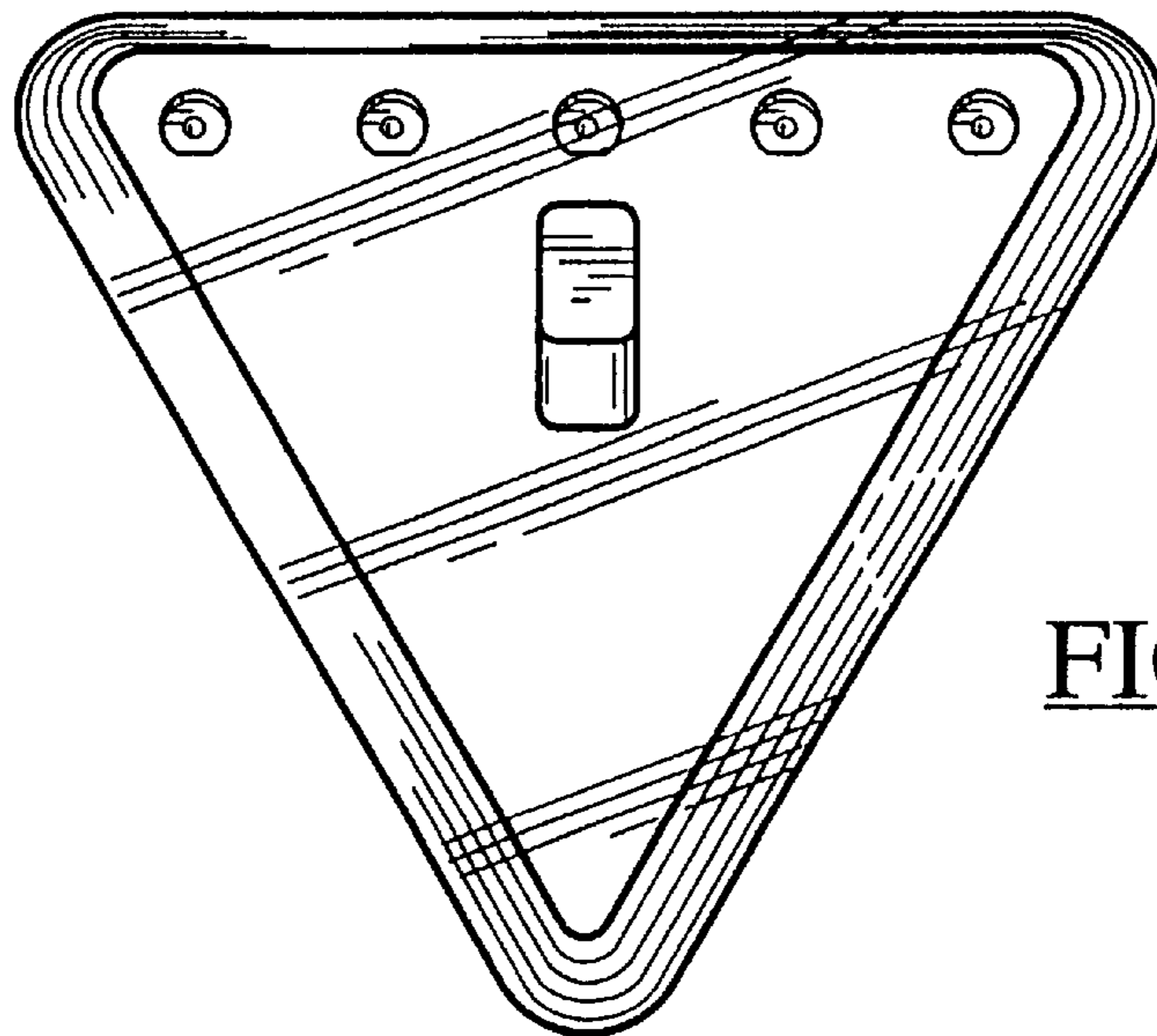


FIG. 9.

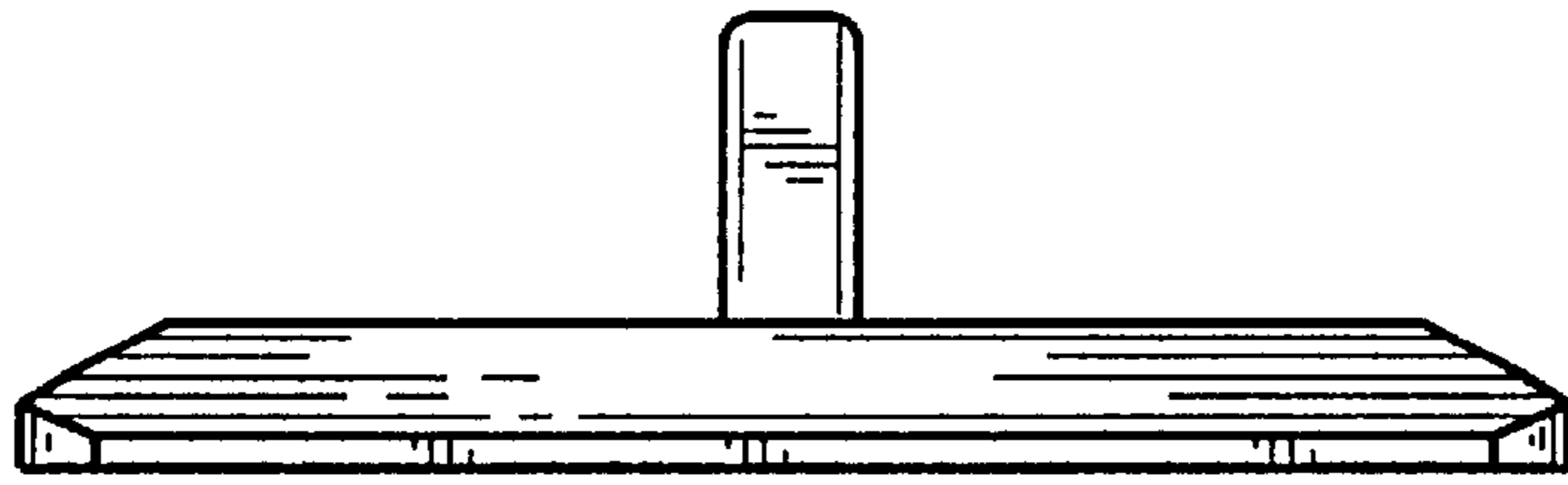


FIG. 10.

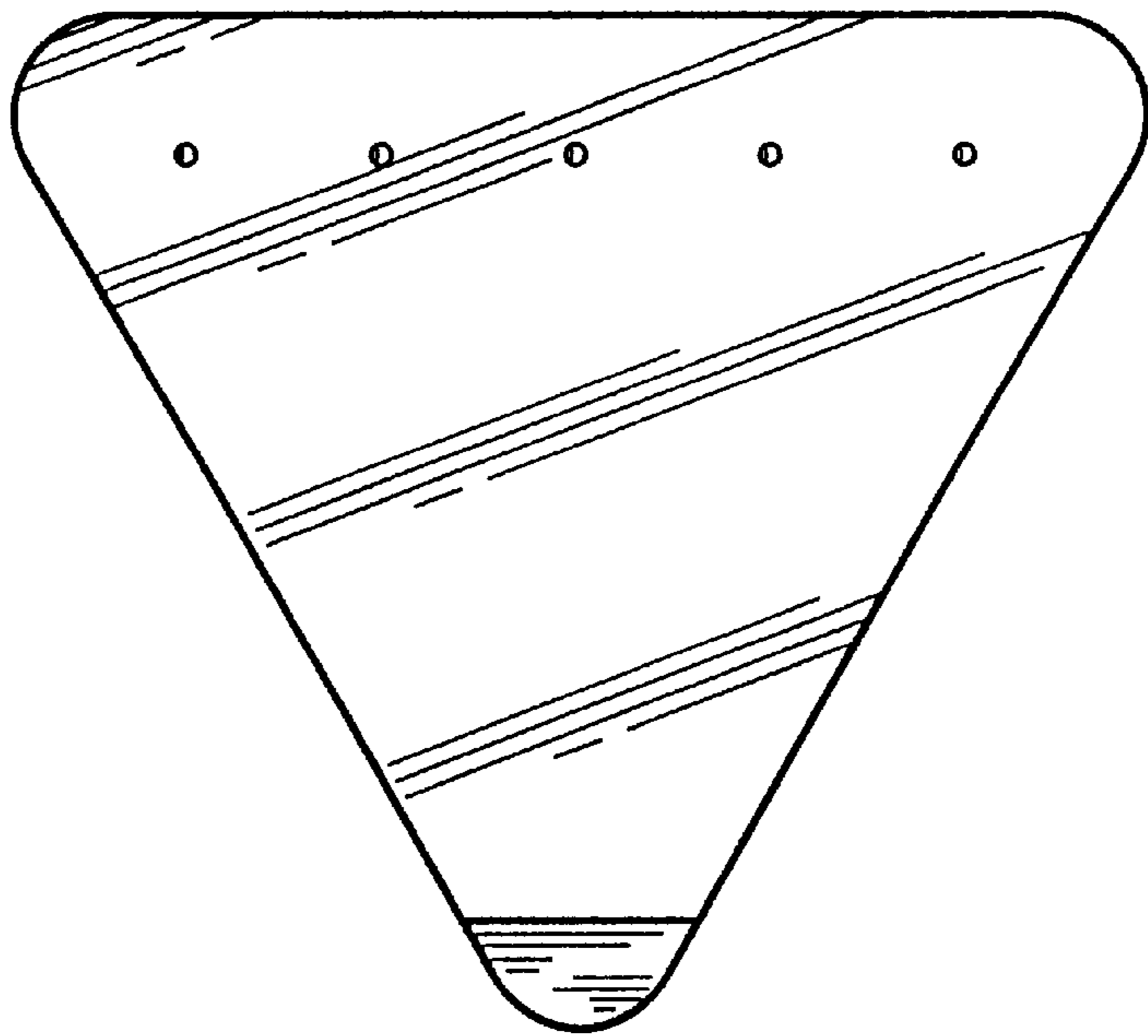


FIG. 11.




FIG. 12.



FIG. 13.




FIG. 14.