



US00D422889S

United States Patent [19] Gray

[11] **Patent Number: Des. 422,889**

[45] **Date of Patent: ** Apr. 18, 2000**

[54] **CEILING BEAM CLIP**

4,544,119 10/1985 Kellett et al. .
5,203,818 4/1993 Kuiper 52/506.06
5,768,843 6/1998 Dziedzic .

[75] Inventor: **Robert Gray**, Brookpark, Ohio

[73] Assignee: **Fasteners For Retail, Inc.**, Cleveland, Ohio

[**] Term: **14 Years**

[21] Appl. No.: **29/103,122**

[22] Filed: **Apr. 8, 1999**

[51] **LOC (6) Cl.** **08-05**

[52] **U.S. Cl.** **D8/370**

[58] **Field of Search** D8/370, 383, 373;
248/302-303, 317, 339; 52/712, 506.06,
718.07

OTHER PUBLICATIONS

The 1999 Semasys Product Catalog, Cover and p. 89.

Primary Examiner—Holly Baynham
Attorney, Agent, or Firm—Fay, Sharpe, Fagan, Minnich & McKee, LLP

[57] CLAIM

The ornamental design for a ceiling beam clip, as shown.

DESCRIPTION

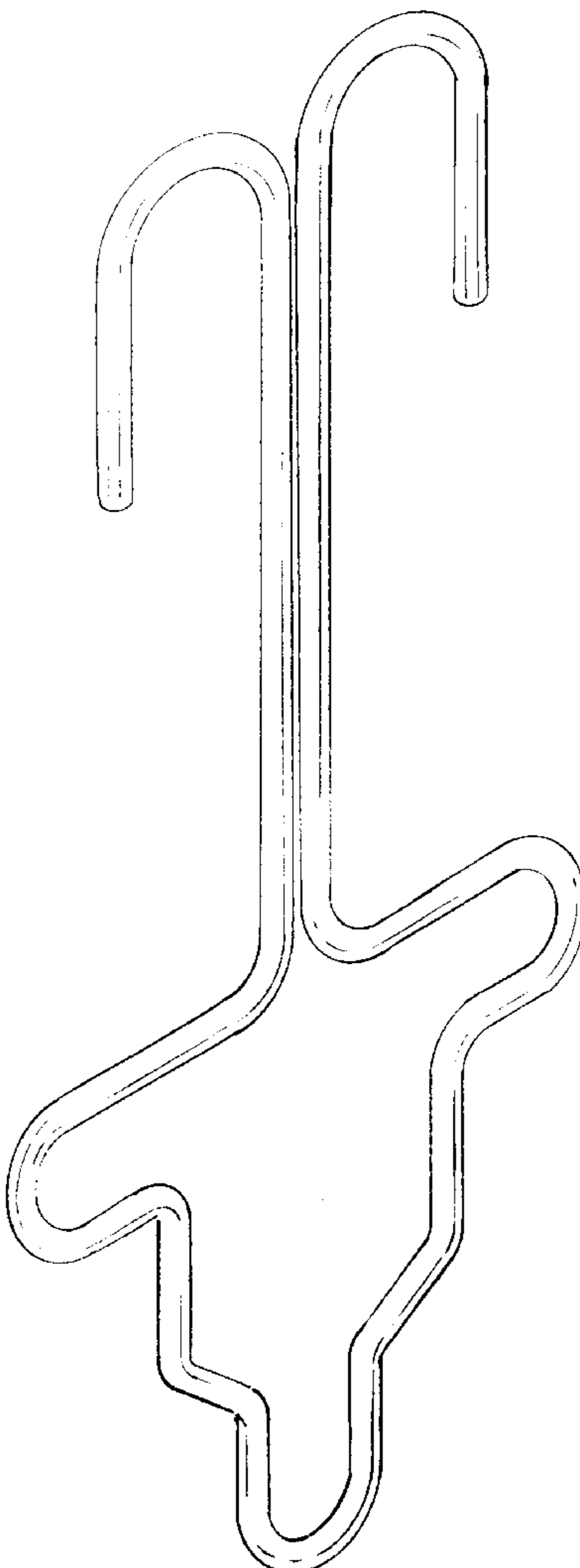
FIG. 1 is a perspective view of a ceiling beam clip showing my new design;
FIG. 2 is a front elevational view thereof, with the rear elevational view being identical thereto;
FIG. 3 is a right side elevational view thereof, with the left side elevational view being identical thereto;
FIG. 4 is a top plan view thereof; and,
FIG. 5 is a bottom plan view thereof.

[56] References Cited

U.S. PATENT DOCUMENTS

1,967,134 7/1934 Short 248/61
2,505,306 4/1950 Schmidt .
2,720,289 10/1955 Henrickson .
3,936,913 2/1976 Weissman 248/317

1 Claim, 2 Drawing Sheets



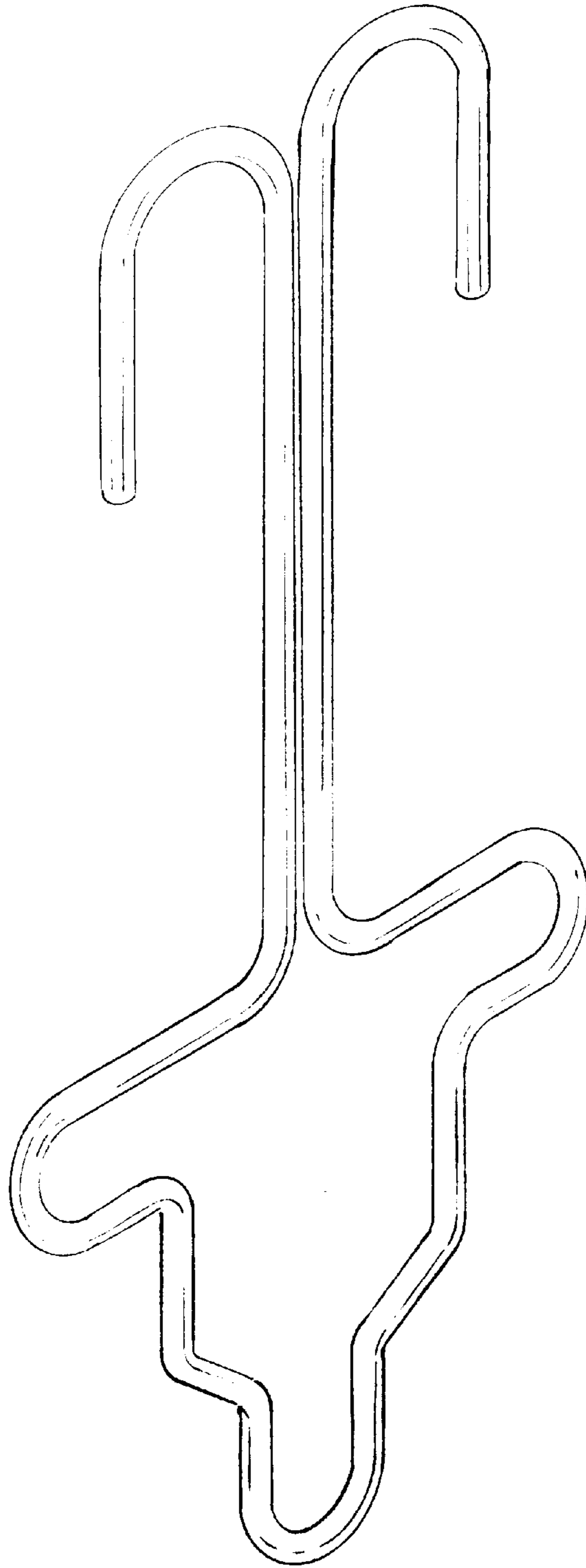


FIG. 1

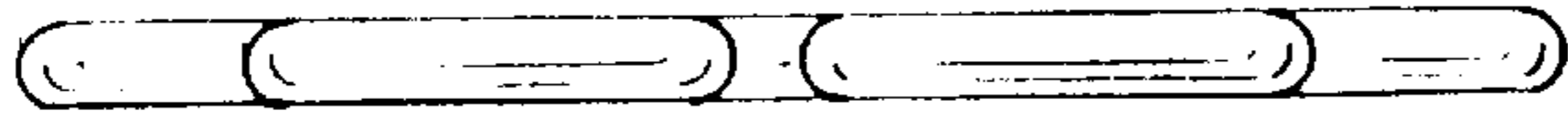


FIG. 4

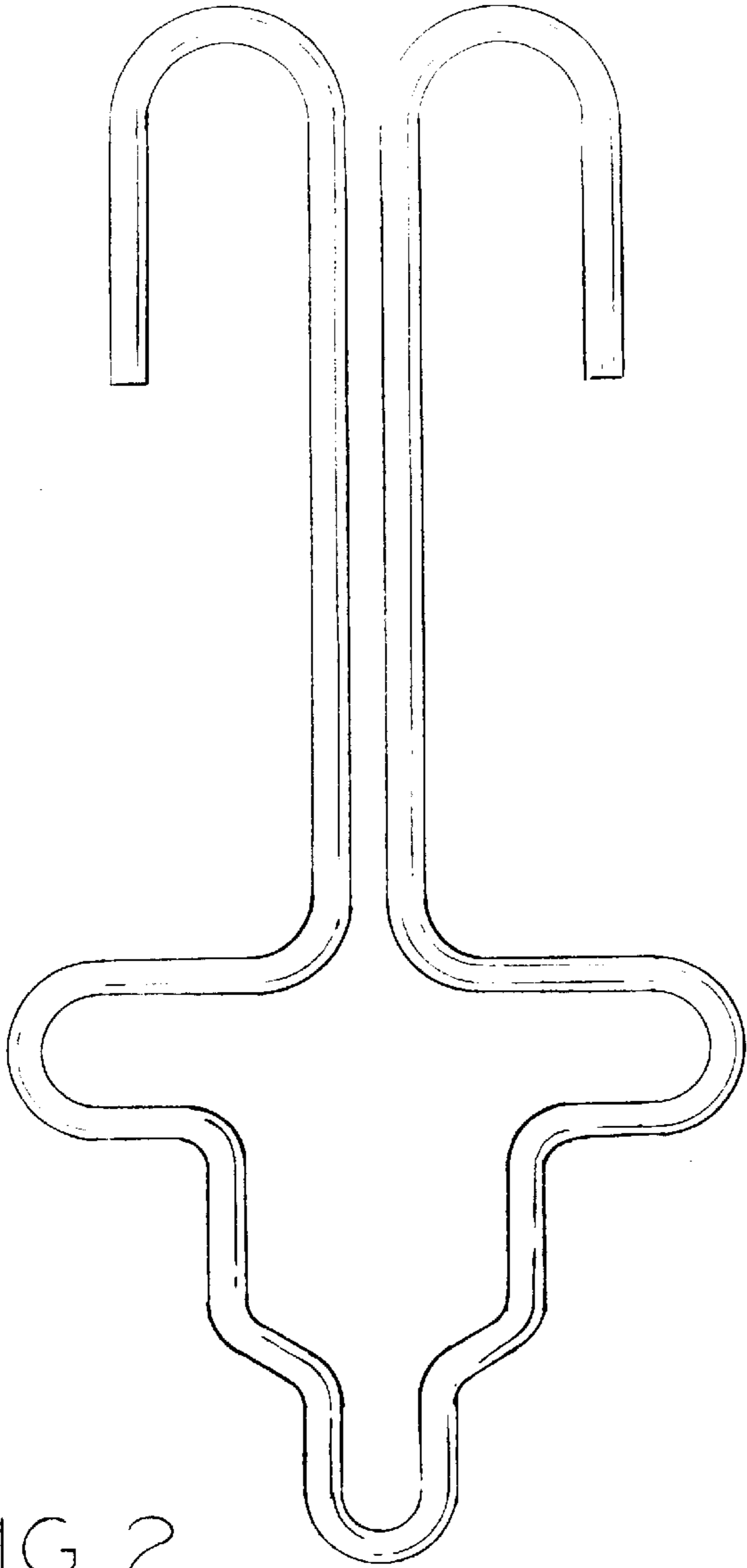


FIG. 2



FIG. 3




FIG. 5