



US00D422879S

United States Patent [19]

Lu

[11] **Patent Number: Des. 422,879**

[45] **Date of Patent: ** Apr. 18, 2000**

[54] **HANDLE FOR A SUITCASE**

[75] Inventor: **Lien-Ching Lu**, Miao Li Hsien, Taiwan

[73] Assignee: **Ting Cheng Co., Ltd.**, Miao Li Hsien, Taiwan

[**] Term: **14 Years**

[21] Appl. No.: **29/100,624**

[22] Filed: **Feb. 16, 1999**

[51] **LOC (6) Cl.** **08-06**

[52] **U.S. Cl.** **D8/320; D8/319**

[58] **Field of Search** D8/300, 313, 316-320;
D3/318, 276, 281, 282, 291; 190/39, 115-118,
18 R; 16/111 R

[56] **References Cited**

U.S. PATENT DOCUMENTS

D. 353,713	12/1994	Kumashiro	D3/276
5,530,990	7/1996	Chen	16/111 R
5,816,374	10/1998	Hsien	190/115

5,836,052	11/1998	Chou	16/111 R
5,926,914	7/1999	Kuo	190/115
5,927,451	7/1999	Tsai	190/115

Primary Examiner—Louis S. Zarfaz
Assistant Examiner—Robert A. Delehanty
Attorney, Agent, or Firm—Rosenberg, Klein & Lee

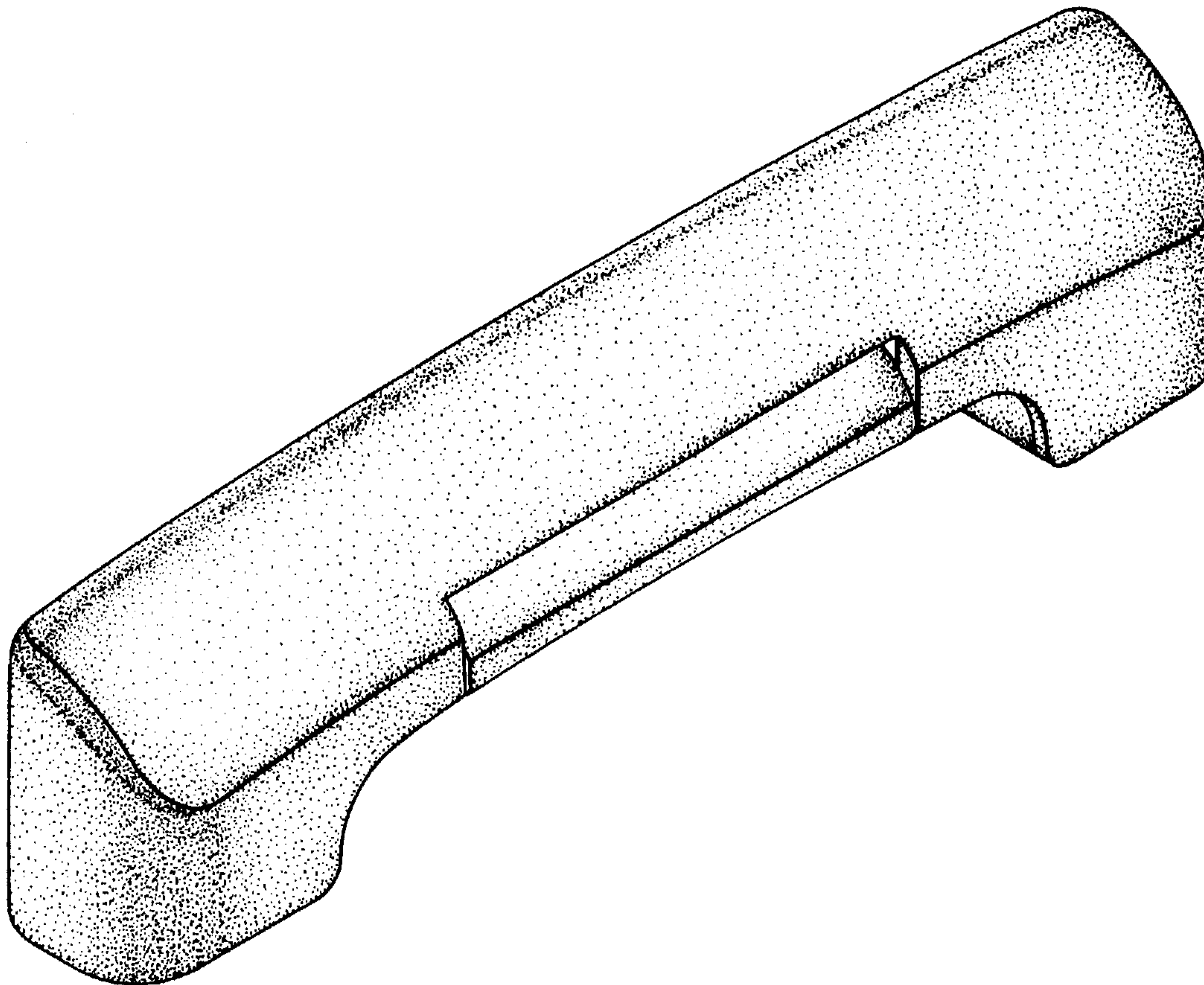
[57] **CLAIM**

The ornamental design for a handle for a suitcase, as shown and described.

DESCRIPTION

FIG. 1 is a perspective view of handle for a suitcase showing my new design;
FIG. 2 is a front elevation view thereof;
FIG. 3 is a rear elevation view thereof;
FIG. 4 is a left side elevation view thereof;
FIG. 5 is a right side elevation view thereof;
FIG. 6 is a top plan view thereof; and,
FIG. 7 is a bottom plan view thereof.

1 Claim, 3 Drawing Sheets



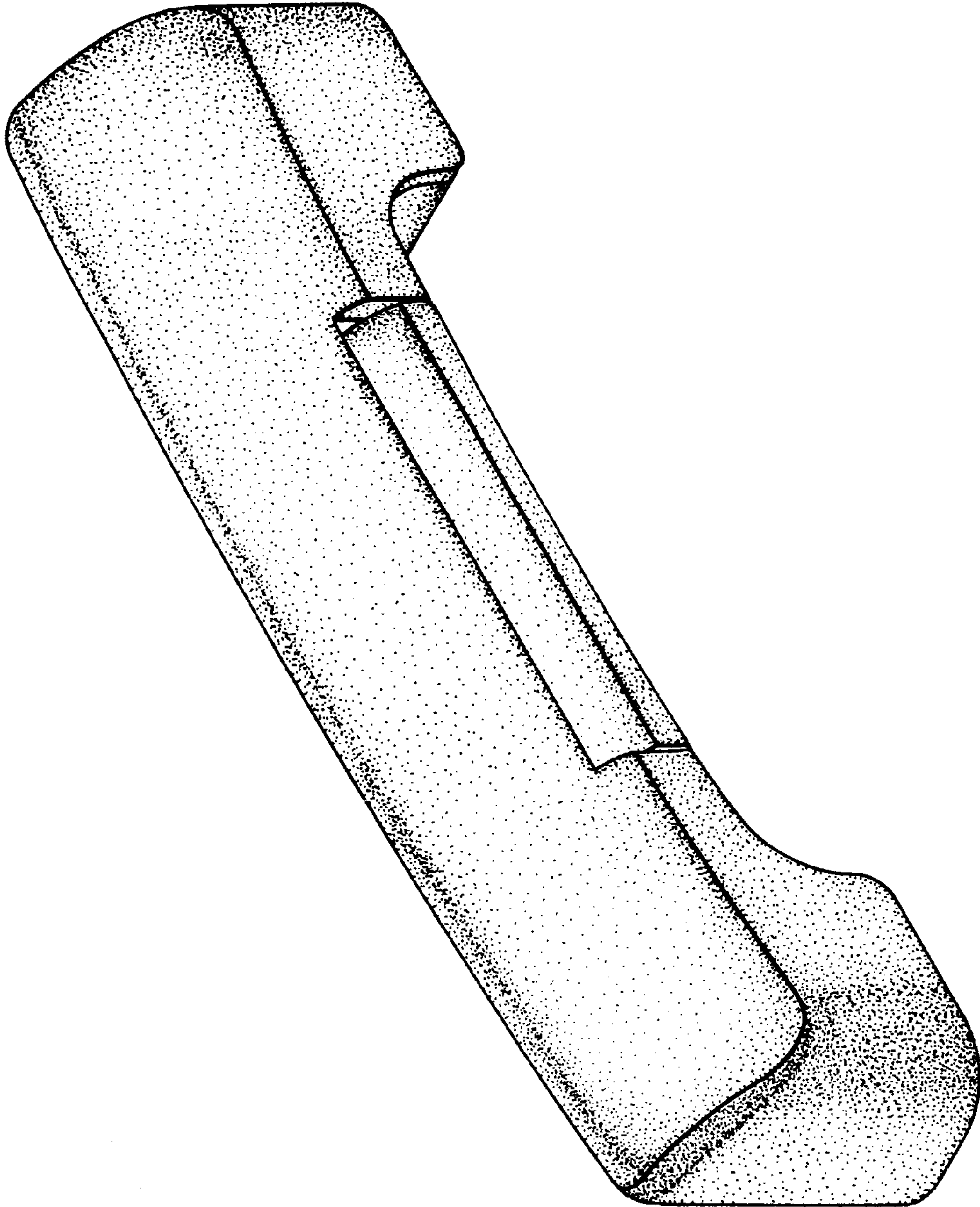


FIG. 1

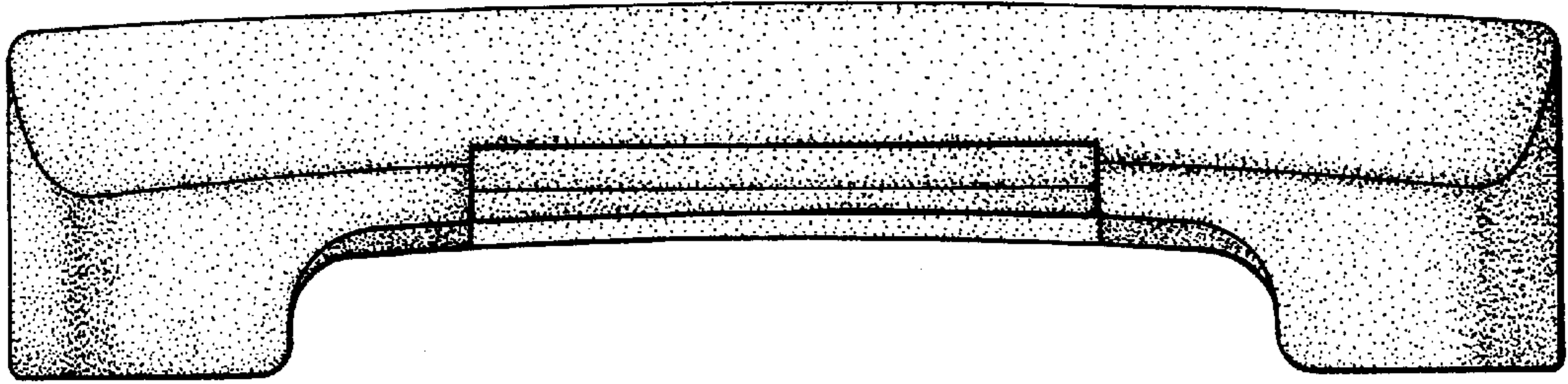


FIG. 2

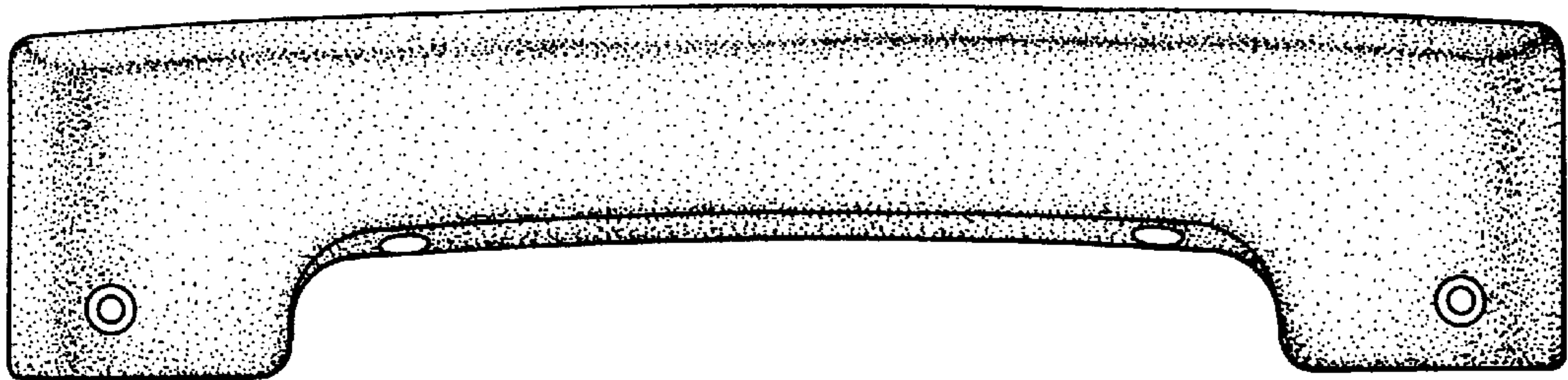


FIG. 3




FIG. 4




FIG. 5




FIG. 6




FIG. 7