



US00D422876S

United States Patent [19]
Bycraft et al.

[11] **Patent Number: Des. 422,876**
[45] **Date of Patent: ** Apr. 18, 2000**

[54] **FLEXIBLE EXTENSION HANDLE**

2,282,148 5/1942 Mandl 16/422
4,232,422 11/1980 Fellmann 16/427

[75] Inventors: **Robert W. Bycraft**, Bartlett, Ill.; **Eric S. Van Keulen**, Massillon, Ohio

Primary Examiner—Alan P. Douglas
Assistant Examiner—Reid Hecker
Attorney, Agent, or Firm—Ross, Ross & Flavin

[73] Assignee: **Ekco Housewares, Inc.**, Franklin Park, Ill.

[**] Term: **14 Years**

[57] **CLAIM**

The ornamental design for a flexible extension handle, as shown and described.

[21] Appl. No.: **29/101,947**

[22] Filed: **Mar. 15, 1999**

DESCRIPTION

[51] **LOC (6) Cl.** **08-05**

FIG. 1 is a front elevational view of a flexible extension handle embodying our novel design;

[52] **U.S. Cl.** **D8/107**

FIG. 2 is a side elevational view, the opposite side being a mirror image;

[58] **Field of Search** D8/107, 300, 303,
D8/DIG. 7, DIG. 8; D7/393, 395, 401.2;
15/DIG. 10; 16/110.1, 422, 427, 429, 430,
431

FIG. 3 is a top plan view; and,

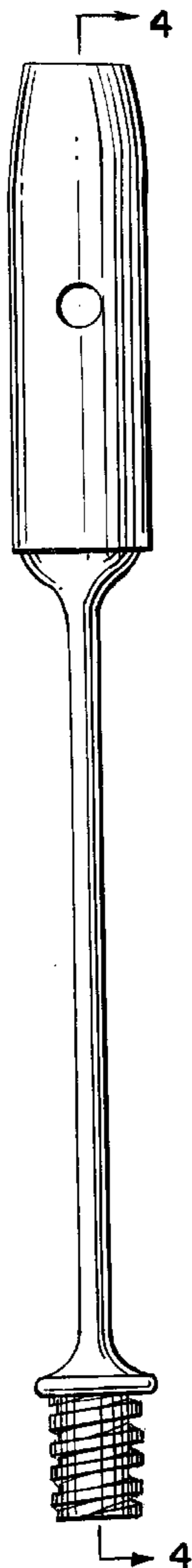
FIG. 4 is a cross-sectional view taken on line 4—4 of FIG. 1.

[56] **References Cited**

U.S. PATENT DOCUMENTS

1,081,495 12/1913 Dunn 16/429

1 Claim, 1 Drawing Sheet



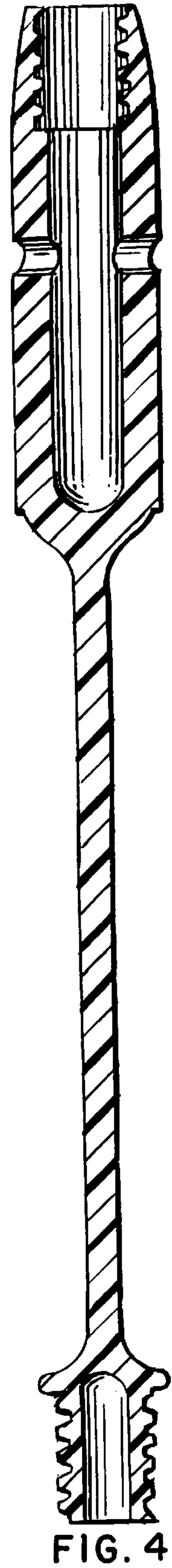
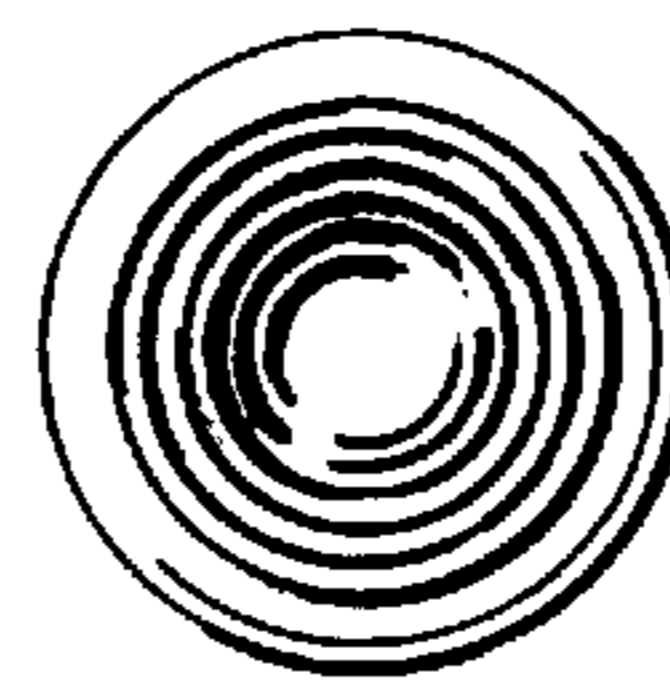
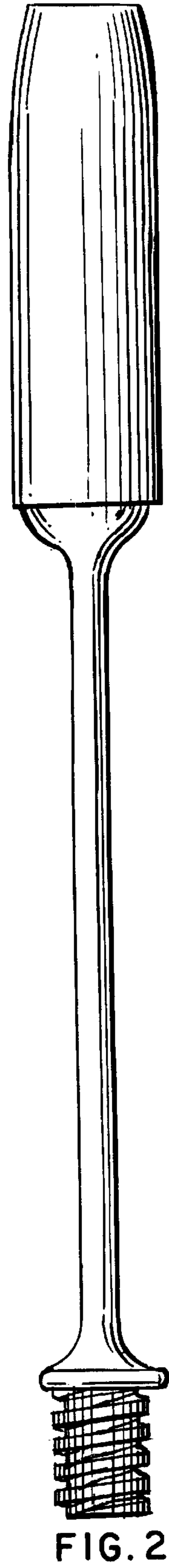
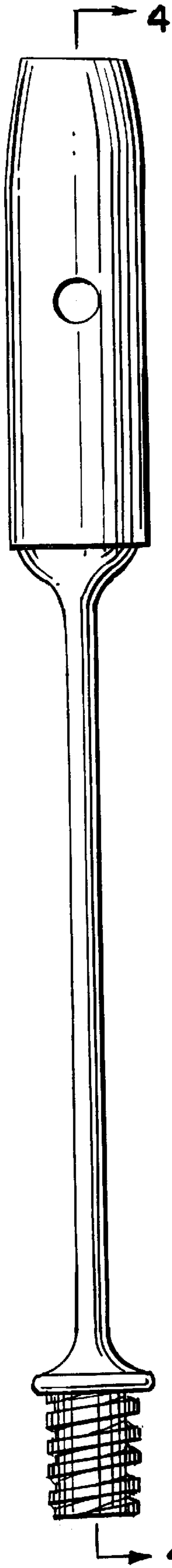


FIG. 1.

FIG. 2.

FIG. 3.

FIG. 4.