



US00D422871S

United States Patent [19]
Terzuola

[11] **Patent Number: Des. 422,871**

[45] **Date of Patent: ** Apr. 18, 2000**

[54] **FOLDING KNIFE**

[75] Inventor: **Robert G. Terzuola**, Sante Fe, N. Mex.

[73] Assignee: **Spyderco, Inc.**, Golden, Colo.

[**] Term: **14 Years**

[21] Appl. No.: **29/097,244**

[22] Filed: **Dec. 2, 1998**

[51] **LOC (6) Cl.** **08-03**

[52] **U.S. Cl.** **D8/99**

[58] **Field of Search** D8/98, 99, 107;
D22/118; 30/151, 152, 153, 154, 155, 156,
157, 158, 159, 160, 161, 162

[56] **References Cited**

U.S. PATENT DOCUMENTS

D. 333,251	2/1993	Glesser	D8/99
D. 379,294	5/1997	Lum	D8/99
D. 384,871	10/1997	McWillis	D8/99
D. 389,718	1/1998	Wegner	D8/99
D. 392,539	3/1998	Balolia	D8/99
D. 404,990	2/1999	Zowada	D8/99
D. 407,002	3/1999	Morton	D8/99
5,060,379	10/1991	Neely	30/161

OTHER PUBLICATIONS

Gorilla And Sons Catalog, pp. 5, 15, 21 and 57, Jungle, Benchmade, SOG and GKT knives, 1997.
Russell, "Catalog of Knives", pp. 7, 9 and 29, Spring 1996.

Primary Examiner—Philip S. Hyder

Attorney, Agent, or Firm—Sheridan Ross. P.C.

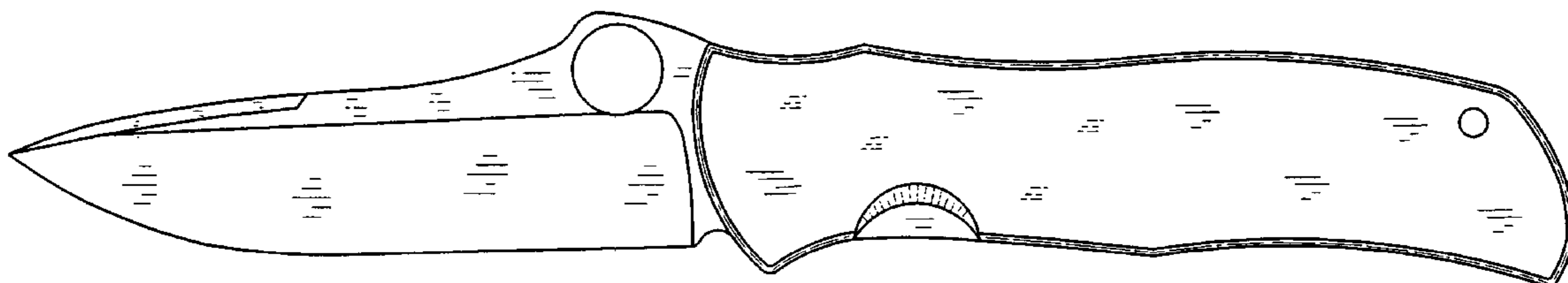
[57] **CLAIM**

The ornamental design for a folding knife, as shown and described.

DESCRIPTION

FIG. 1 is a front elevation view of the folding knife, showing my new design;
FIG. 2 is a bottom plan view of the folding knife illustrated in FIG. 1;
FIG. 3 is a rear elevation view of the folding knife illustrated in FIG. 1;
FIG. 4 is a top plan view of the folding knife illustrated in FIG. 1;
FIG. 5 is a right end view of the folding knife illustrated in FIG. 1;
FIG. 6 is a left end view of the folding knife illustrated in FIG. 1;
FIG. 7 is a front elevational view of the folding knife of FIG. 1 with the blade in a closed position;
FIG. 8 is a bottom plan view of the folding knife of FIG. 1 with the blade in a closed position;
FIG. 9 is a rear elevation view of the folding knife of FIG. 1 with the blade in a closed position;
FIG. 10 is a top plan view of the folding knife of FIG. 1 with the blade in a closed position;
FIG. 11 is a right end view of the folding knife of FIG. 1 with the blade in a closed position; and,
FIG. 12 is a left end view of the folding knife of FIG. 1 with the blade in a closed position.

1 Claim, 6 Drawing Sheets



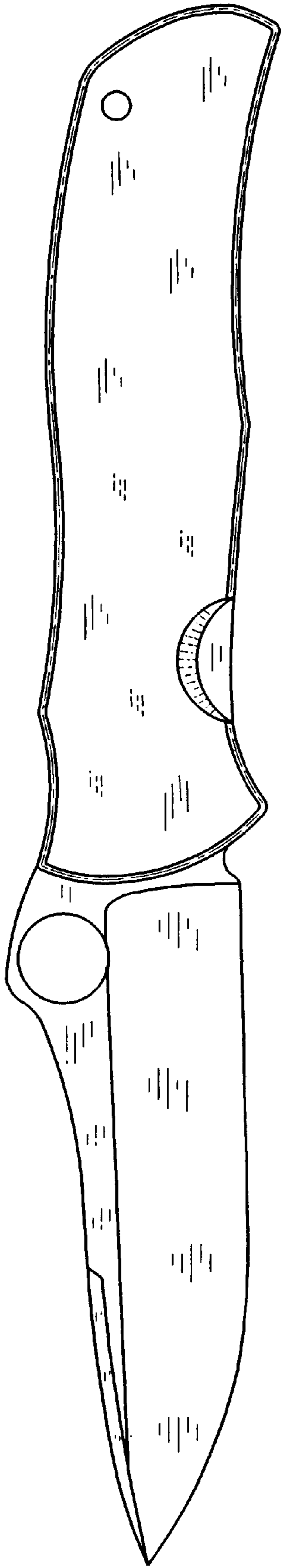


Fig. 1

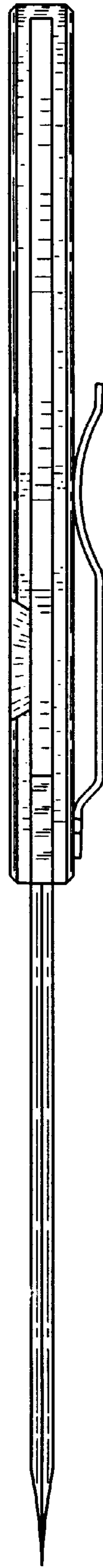


Fig. 2

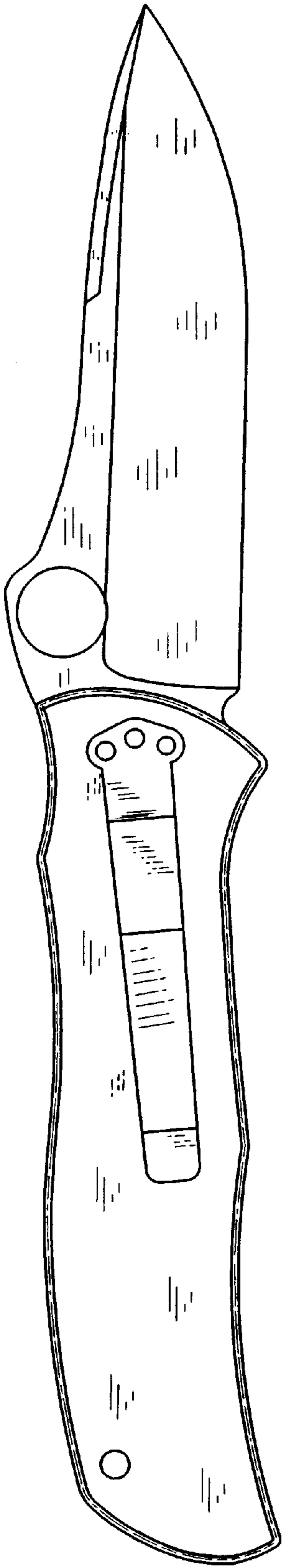


Fig. 3

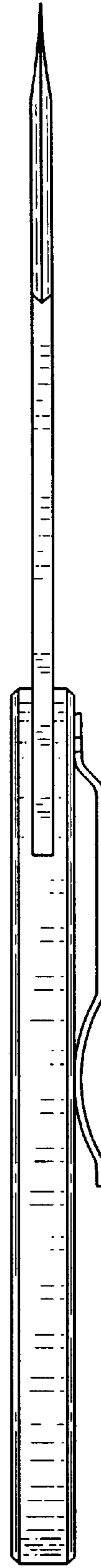


Fig. 4

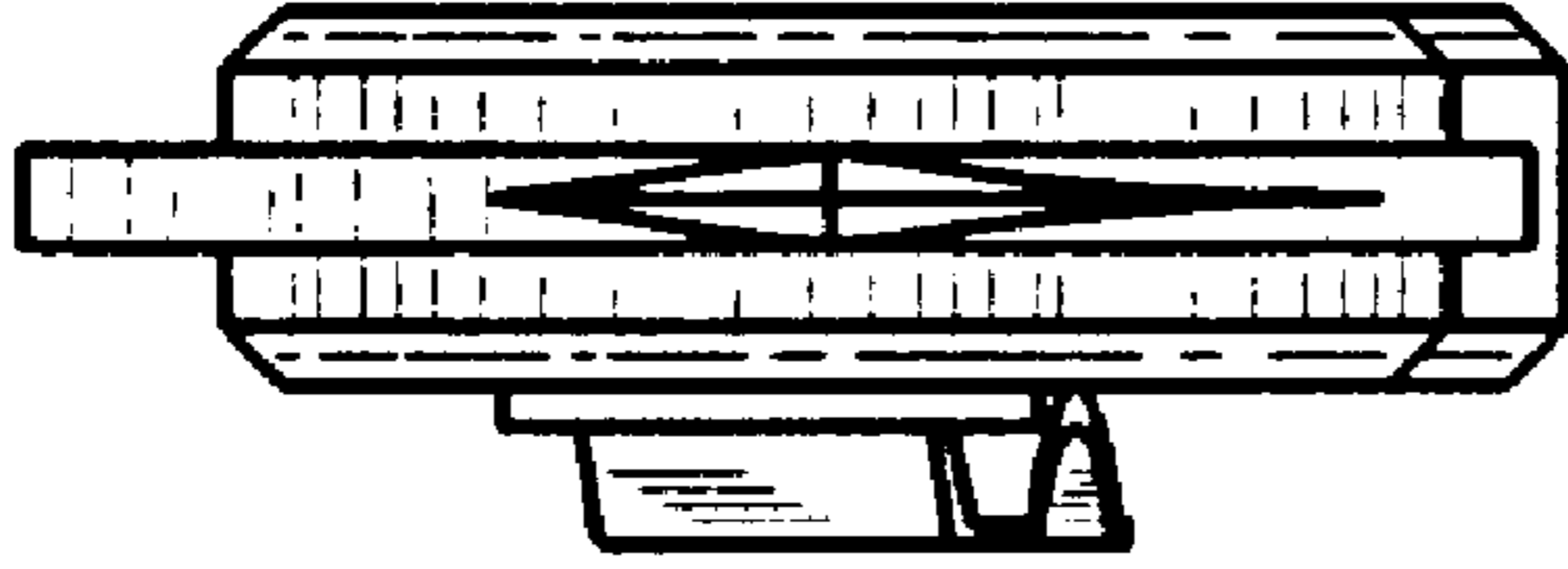


Fig. 6

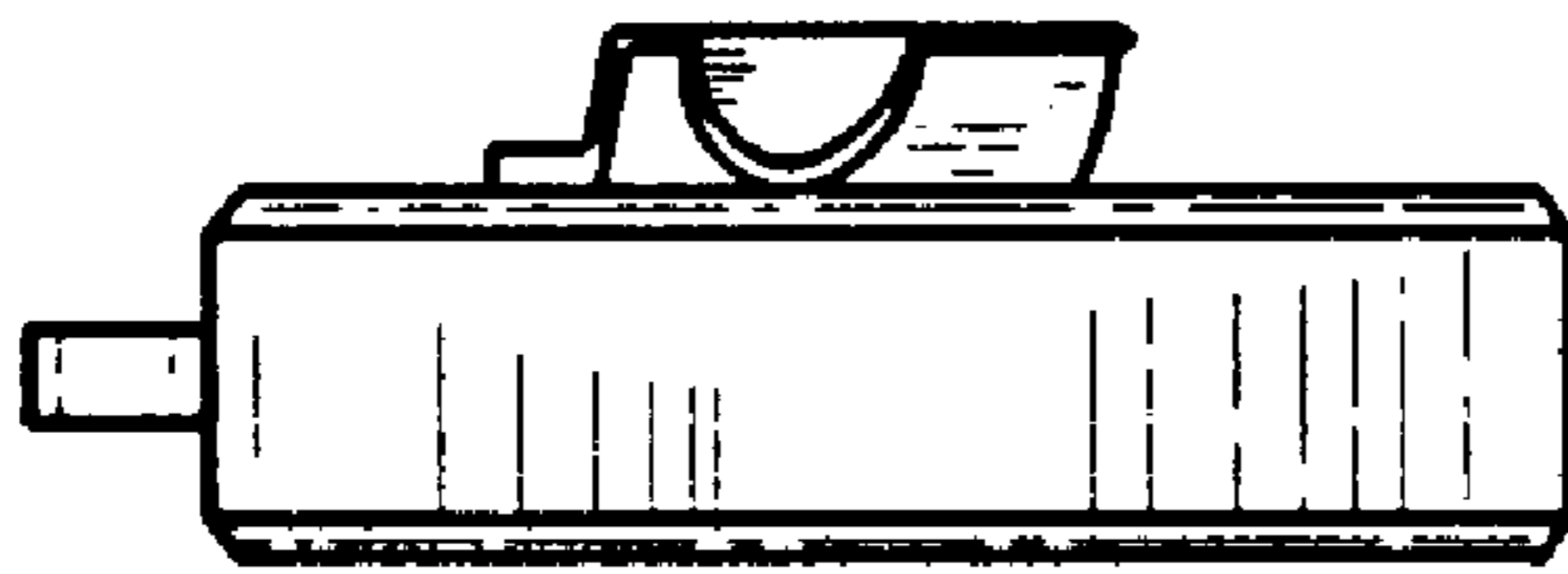


Fig. 5

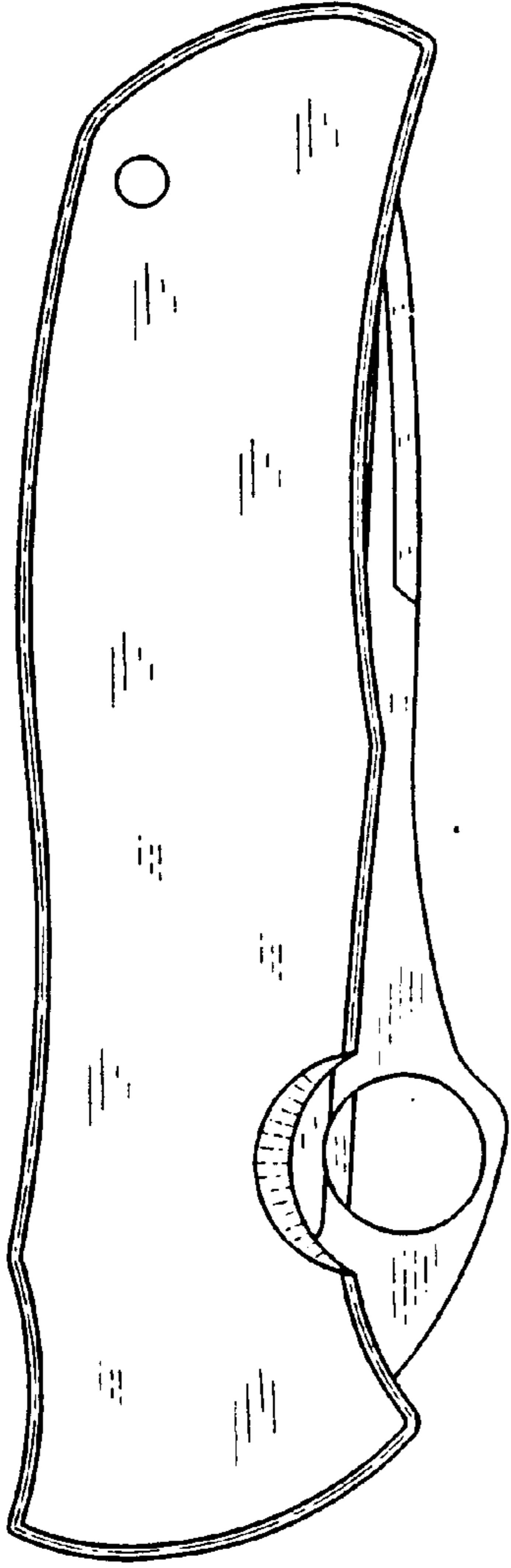


Fig. 7

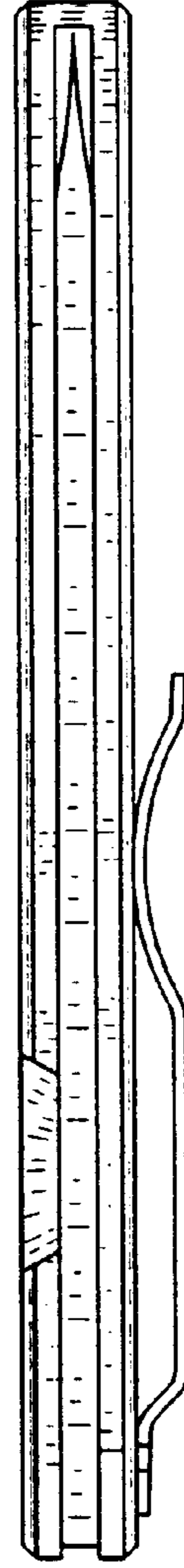


Fig. 8

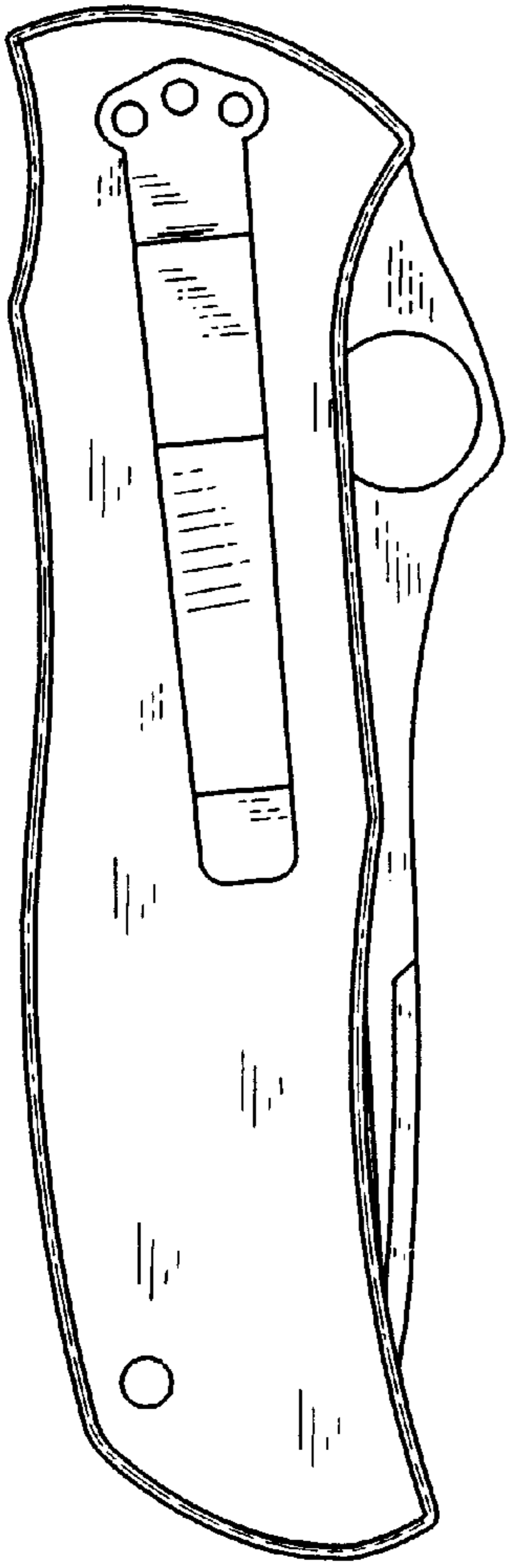


Fig. 9

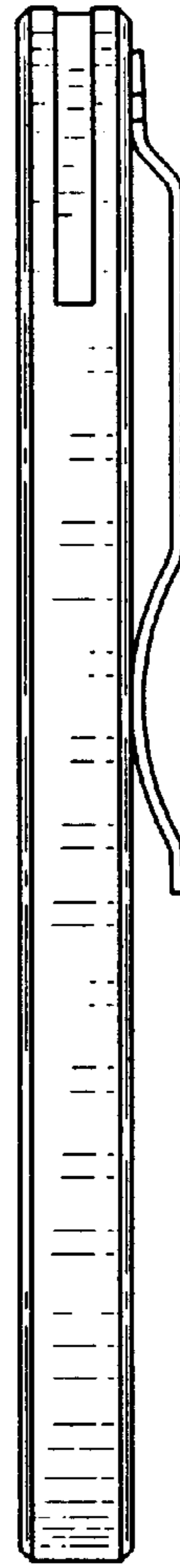


Fig. 10

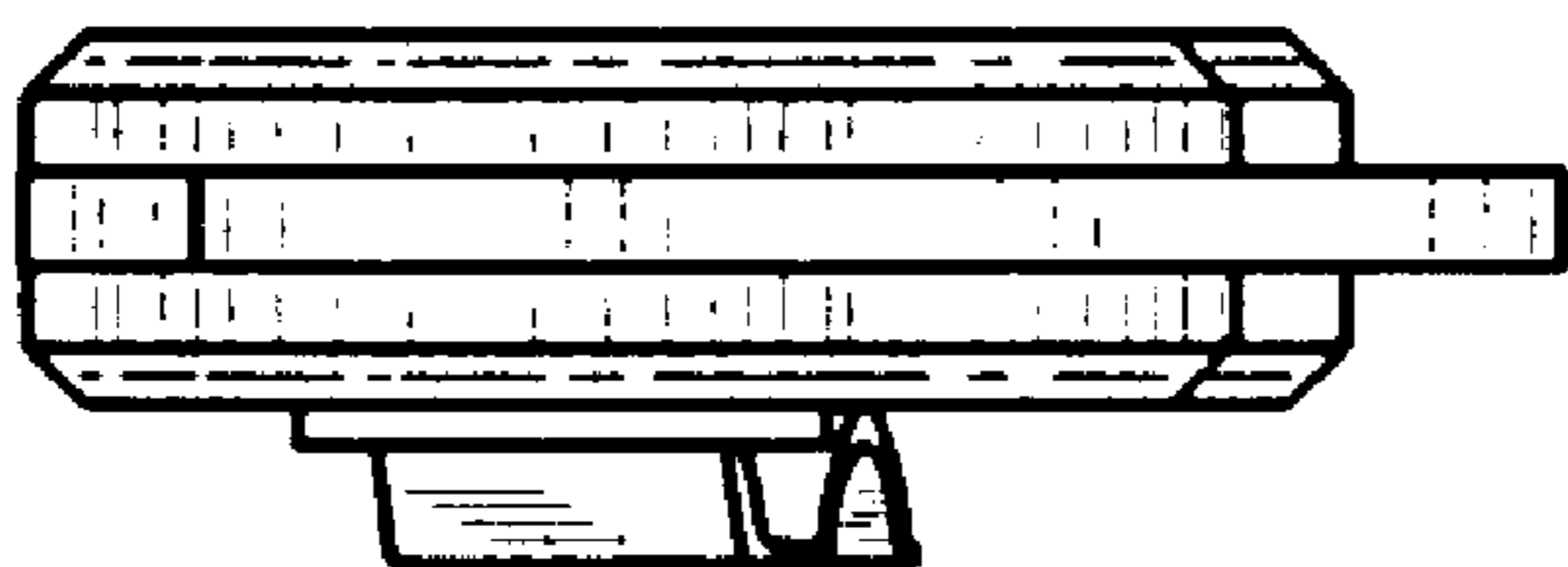


Fig. 12

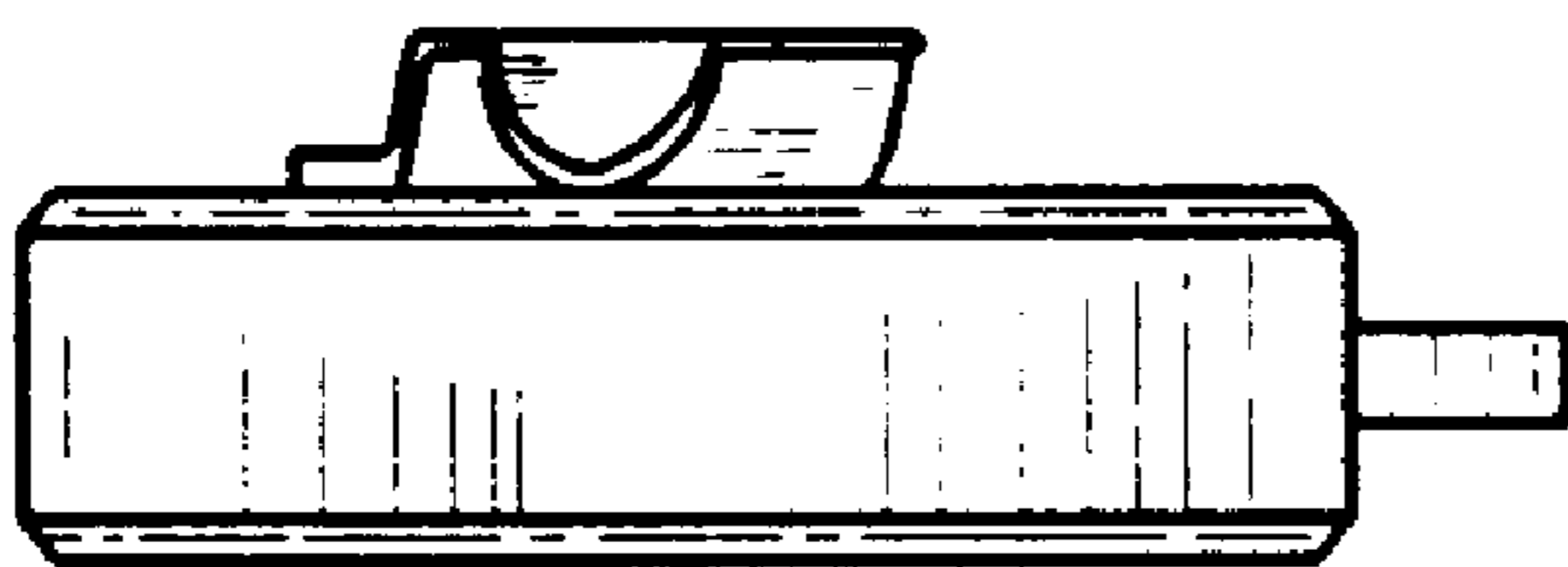


Fig. 11