



US00D422867S

**United States Patent** [19]  
**Forbes**

[11] **Patent Number: Des. 422,867**

[45] **Date of Patent: \*\* Apr. 18, 2000**

[54] **LOAD CARRYING HANDLE**

[75] Inventor: **Greg L. Forbes**, Rowlett, Tex.

[73] Assignee: **Useful Products, Inc.**, Garland, Tex.

[\*\*] Term: **14 Years**

[21] Appl. No.: **29/099,063**

[22] Filed: **Jan. 11, 1999**

[51] **LOC (6) Cl.** ..... **08-05**

[52] **U.S. Cl.** ..... **D8/71; D8/14; D9/434**

[58] **Field of Search** ..... **D8/14, 71, 72, D8/73, 367, 372; 24/517, 543, 562; 294/15, 26, 33, 143; D7/393; D3/315, 328; D6/547; D9/434; 220/737, 741, 769**

[56] **References Cited**

**U.S. PATENT DOCUMENTS**

D. 139,627	12/1944	Camp	.....	D8/367
D. 234,186	1/1975	Langston, Jr.	.....	D8/367
D. 284,810	7/1986	Kelemen, Sr.	.....	D3/315
D. 295,727	5/1988	Clarke	.....	D9/434
D. 358,094	5/1995	DeGiacomo, Jr.	.....	D9/434
D. 359,235	6/1995	Kennedy et al.	.....	D9/434

D. 362,621	9/1995	Blocker	.....	D9/434
D. 369,470	5/1996	Suggs, Sr.	.....	D3/328
D. 380,670	7/1997	Blocker	.....	D9/434
2,873,995	2/1959	Turner	.....	294/15

*Primary Examiner*—Paula A. Mortimer  
*Attorney, Agent, or Firm*—Anthony Edw. J. Campbell;  
Kristin Jordan Harkins

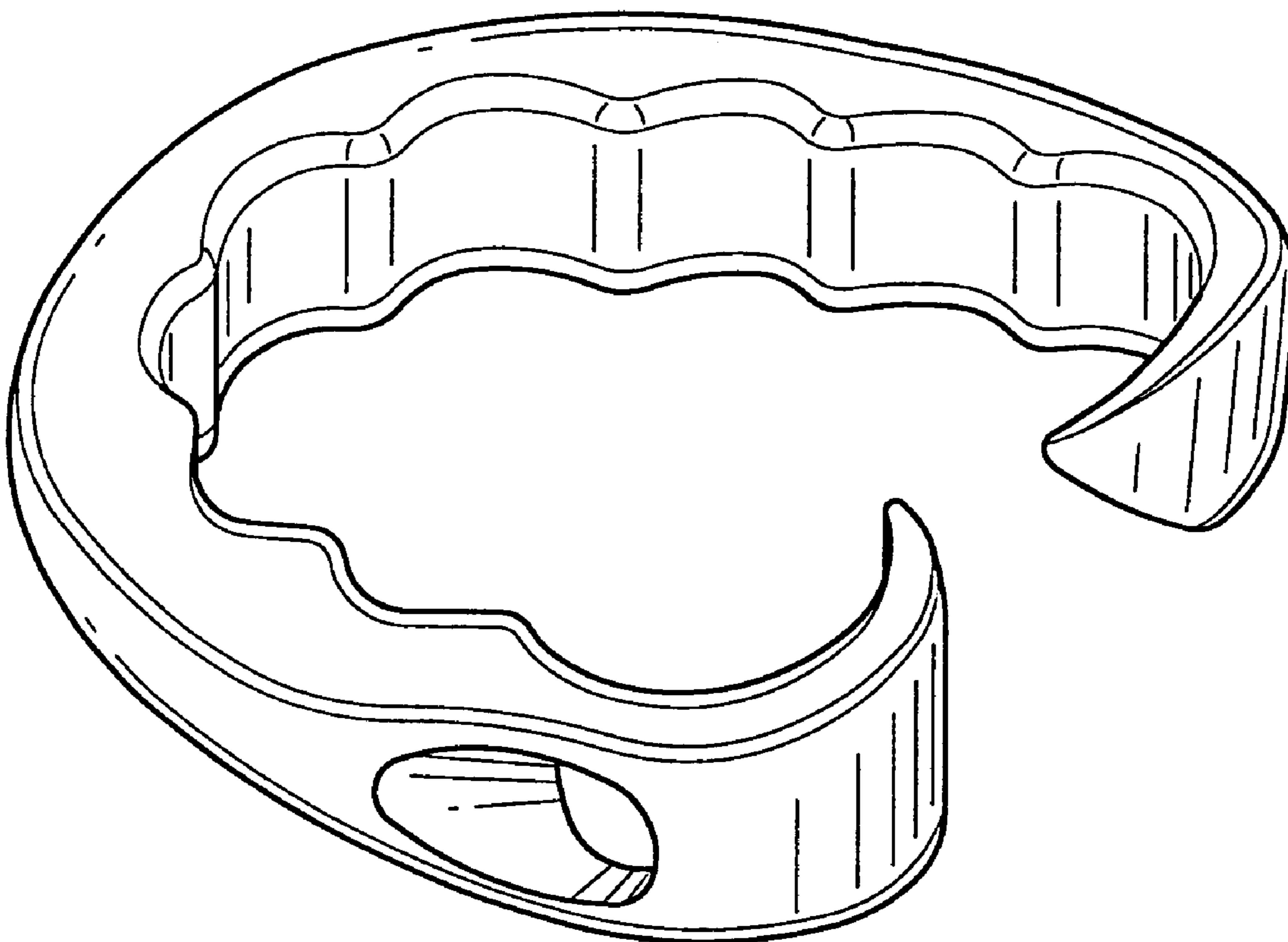
[57] **CLAIM**

The ornamental design for a load carrying handle, as shown and described.

**DESCRIPTION**

FIG. 1 is a perspective view of the load carrying handle showing my new design;  
FIG. 2 is a top plan view thereof, the bottom plan view being a mirror image thereof;  
FIG. 3 is a rear elevational view thereof;  
FIG. 4 is a side elevational view taken from the right side thereof;  
FIG. 5 is a side elevational view taken from the left side thereof; and,  
FIG. 6 is a front elevational view thereof.

**1 Claim, 2 Drawing Sheets**



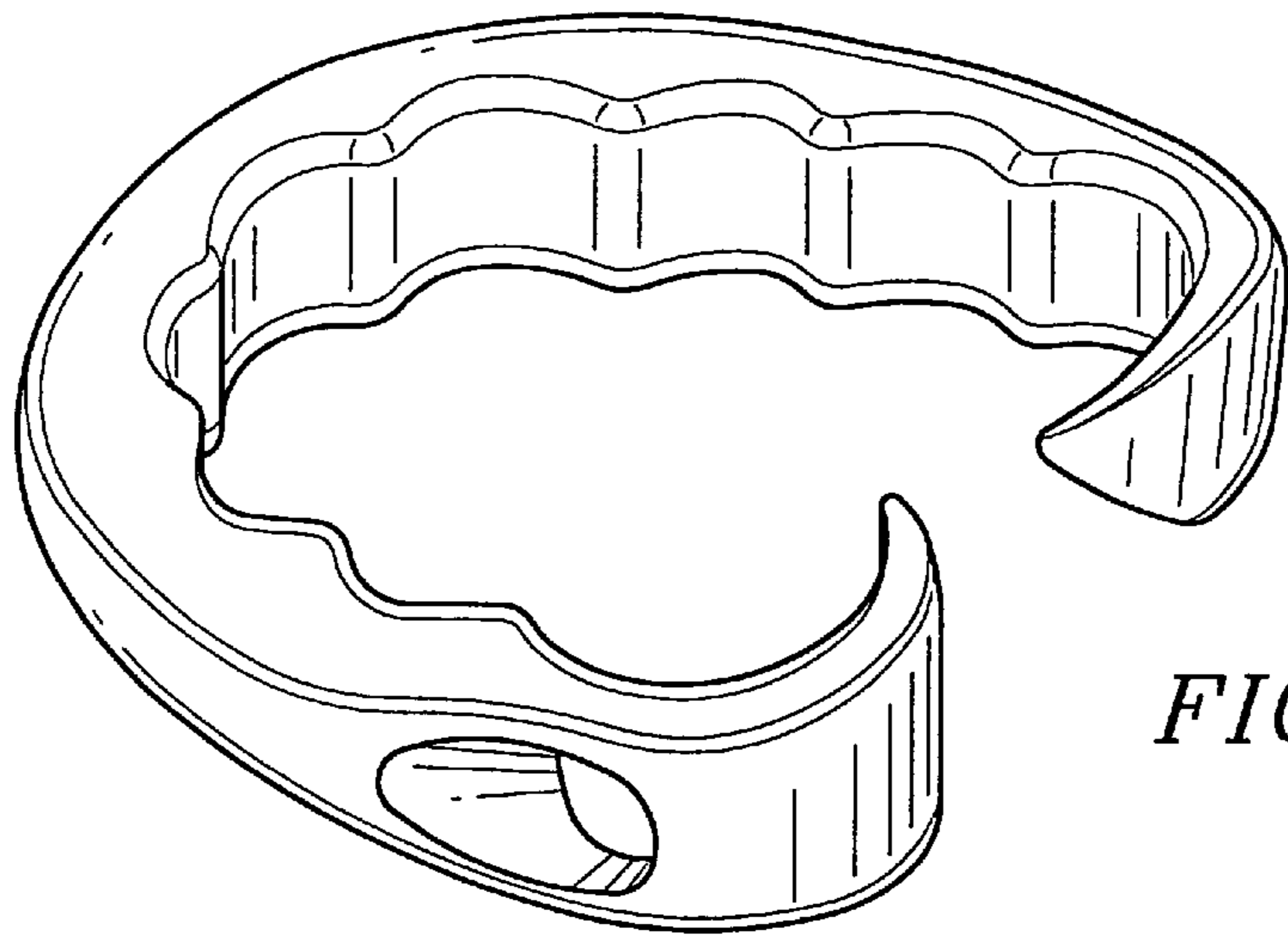


FIG. 1

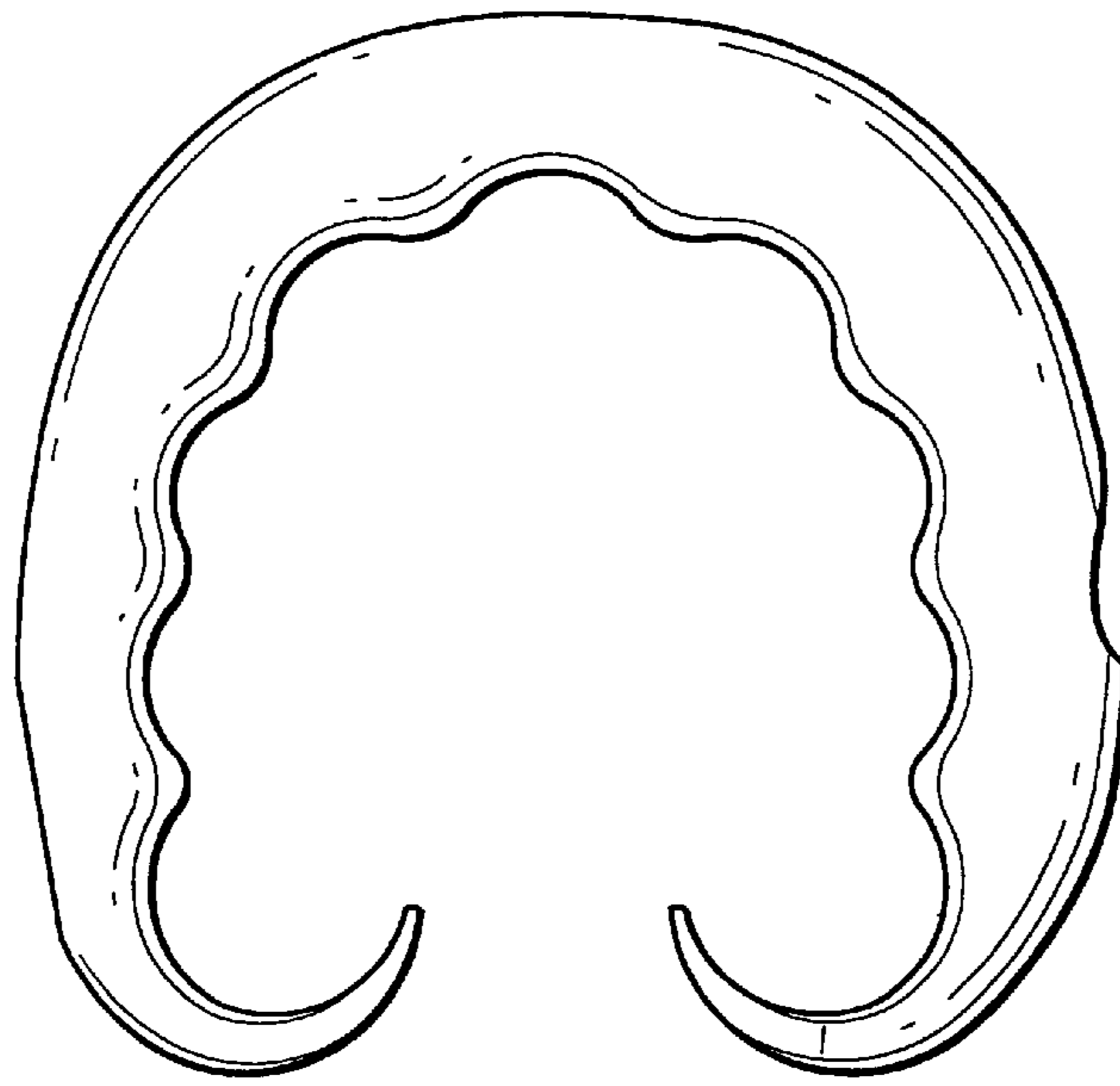


FIG. 2

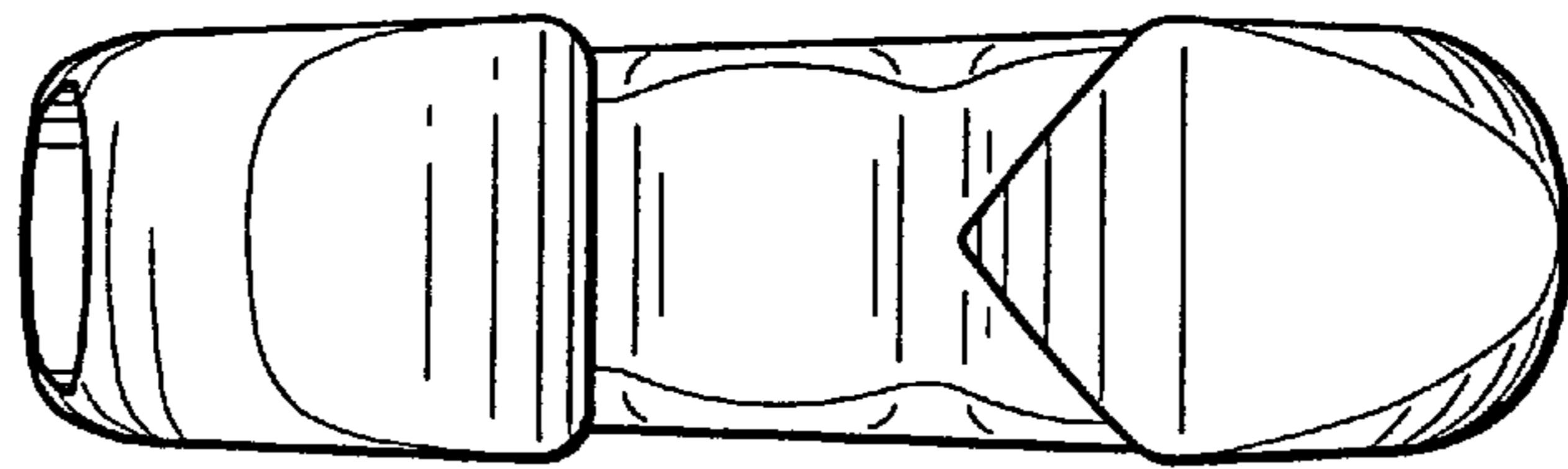
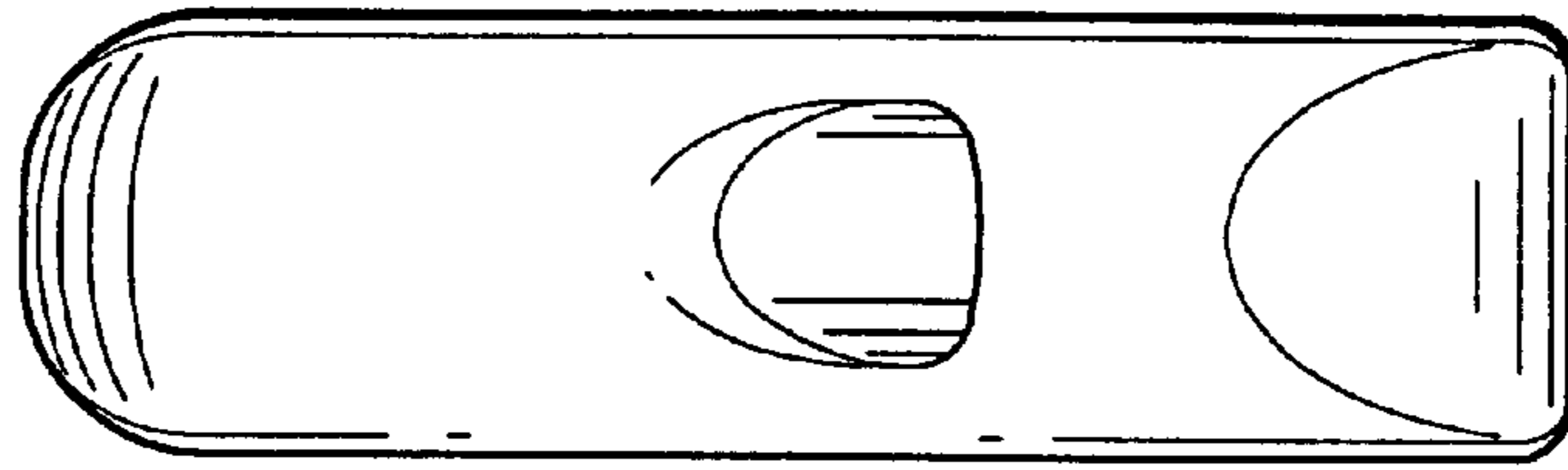
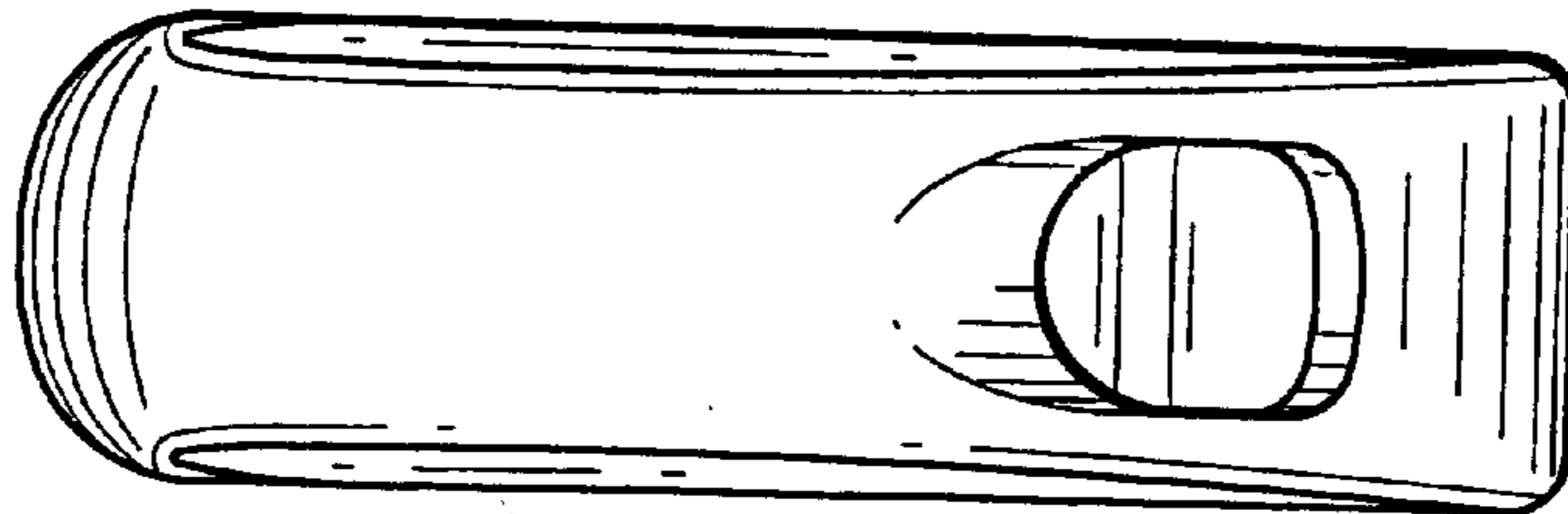



FIG. 3



*FIG. 4*



*FIG. 5*



*FIG. 6*