



US00D422852S

United States Patent [19] Junko

[11] Patent Number: **Des. 422,852**

[45] Date of Patent: **** Apr. 18, 2000**

[54] **SPOON**

[75] Inventor: **Theodore P. Junko**, Manlius, N.Y.

[73] Assignee: **Oneida, Ltd.**, Oneida, N.Y.

[**] Term: **14 Years**

[21] Appl. No.: **29/101,346**

[22] Filed: **Mar. 2, 1999**

[51] **LOC (6) Cl.** **07-03**

[52] **U.S. Cl.** **D7/662**

[58] **Field of Search** D7/642, 645, 649,
D7/650, 653, 662, 663, 664, 401.2; 30/147-150,
322, 324

[56] **References Cited**

U.S. PATENT DOCUMENTS

- D. 184,970 4/1959 Toffolon D7/662
- D. 334,117 3/1993 Shane-Schuldt D7/662
- D. 366,986 2/1996 Williams D7/401.2

OTHER PUBLICATIONS

Goldschmiede-Zeitung Magazine; p. 530; Third spoon from the bottom of page, Apr. 1970.
 Schoner Wohnen; p. 73; WMF: pattern Ambiente, Dec. 1985.

Oneida Catalog; p. 9; Pattern: Baltic, Jan. 28, 1986.

Home Furnishings Dealer; p. 10; Yamazaki; Flatware handle 5th from the left, Jul. 18, 1988.

Primary Examiner—Caron D. Veynar
Attorney, Agent, or Firm—Wall Marjama Bilinski & Burr

[57] **CLAIM**

The ornamental design for a spoon, as shown and described.

DESCRIPTION

FIG. 1 is a top view of a spoon showing my new design;

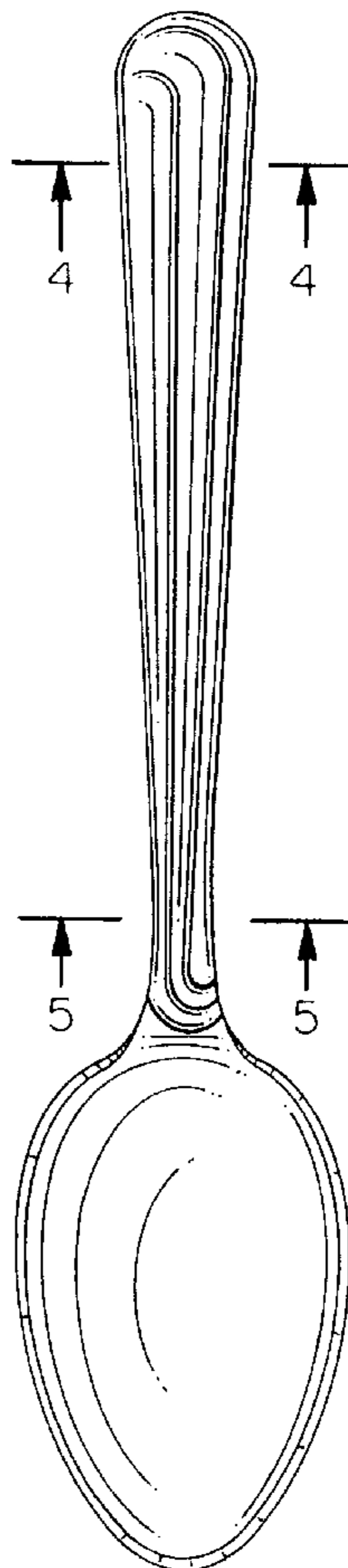
FIG. 2 is a right side elevational view thereof, the left side view being a mirror image thereof;

FIG. 3 is a bottom plan view thereof; and

FIG. 4 is a cross section view taken along line 4—4 of FIG. 1; and,

FIG. 5 is a cross section view taken along line 5—5 of FIG. 1.

1 Claim, 1 Drawing Sheet



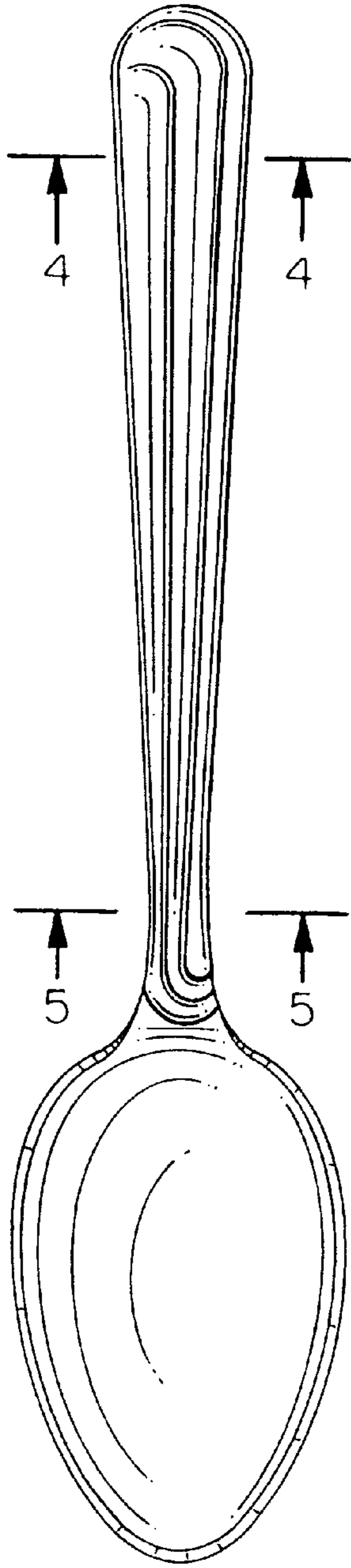


FIG. 1

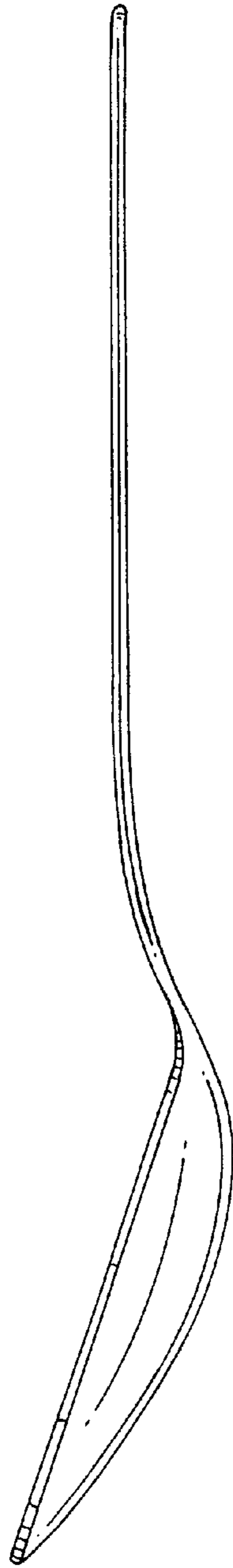


FIG. 2

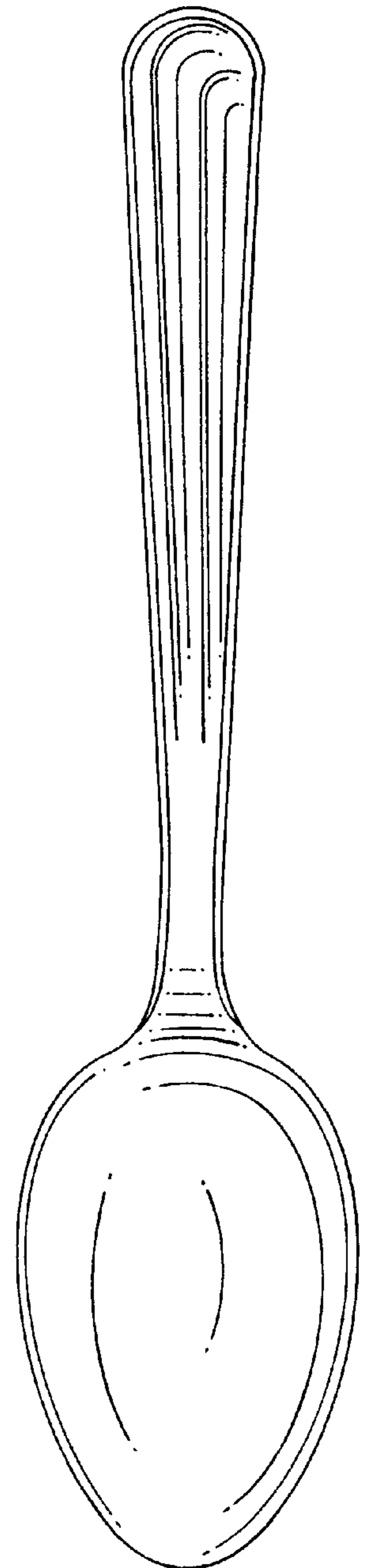


FIG. 3



FIG. 4



FIG. 5