



US00D422845S

United States Patent [19] Wonder

[11] **Patent Number: Des. 422,845**
[45] **Date of Patent: ** Apr. 18, 2000**

[54] **PLATE**
[75] **Inventor: Edwin C. Wonder, South Wales, N.Y.**
[73] **Assignee: Oneida, Ltd, Oneida, N.Y.**
[**] **Term: 14 Years**
[21] **Appl. No.: 29/103,433**
[22] **Filed: Apr. 13, 1999**

D. 309,551	7/1990	Seitz	D7/585
D. 312,750	12/1990	Unger	D7/545
D. 312,752	12/1990	Unger	D7/585
D. 312,948	12/1990	Unger	D7/585
D. 313,333	1/1991	Unger	D7/585
D. 322,541	12/1991	Unger	D7/585
D. 324,798	3/1992	Wonder	D7/585
D. 351,763	10/1994	Doxey	D7/585
D. 356,472	3/1995	Jaworski	D7/585
D. 378,886	4/1997	Joyce	D7/585
D. 380,649	7/1997	Grannis	D7/585

[51] **LOC (6) Cl. 07-01**
[52] **U.S. Cl. D7/588; D7/587; D7/571**
[58] **Field of Search** D7/501, 505, 538,
D7/540, 541, 542, 543, 545, 546, 549,
571, 553.6, 544, 553.7, 558, 555, 557,
562, 585, 564, 565, 572, 576, 586, 608,
357, 360, 354, 588, 396.4, 396.5, 554.2,
396.1; 220/575, 574, 23.8, 628, 23.83;
206/562, 538, 561, 525

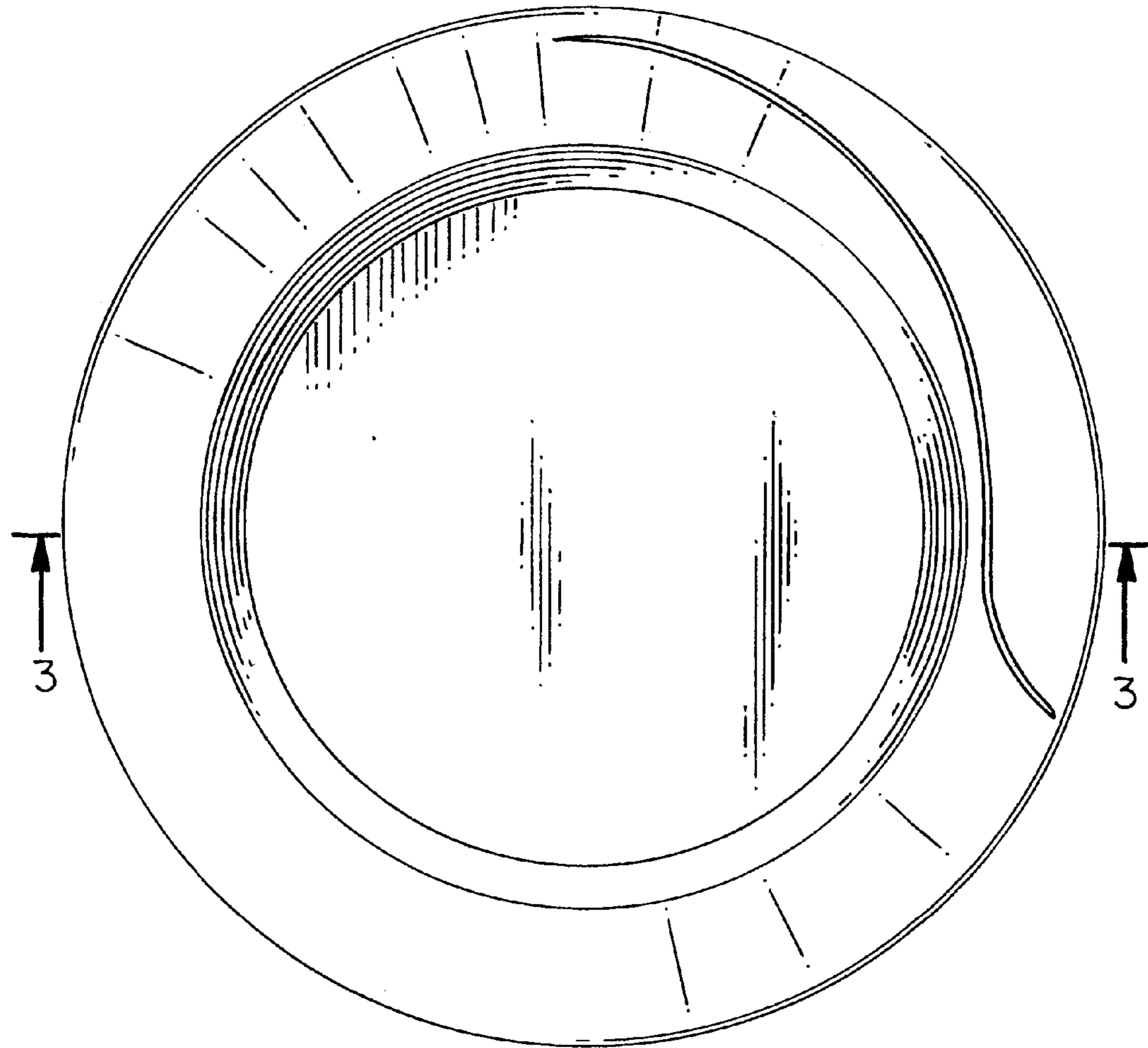
Primary Examiner—M. N. Pandozzi
Attorney, Agent, or Firm—Wall Marjama Bilinski & Burr

[57] **CLAIM**
The ornamental design for a plate, as shown and described.

DESCRIPTION
FIG. 1 is a top view of a plate showing my new design;
FIG. 2 is a bottom plan view thereof;
FIG. 3 is cross-section view taken along line 3—3 of FIG. 1; and,
FIG. 4 is a side elevation.

[56] **References Cited**
U.S. PATENT DOCUMENTS
D. 57,253 3/1921 Norskov D7/585
D. 103,256 2/1937 Trarieux D7/585

1 Claim, 1 Drawing Sheet



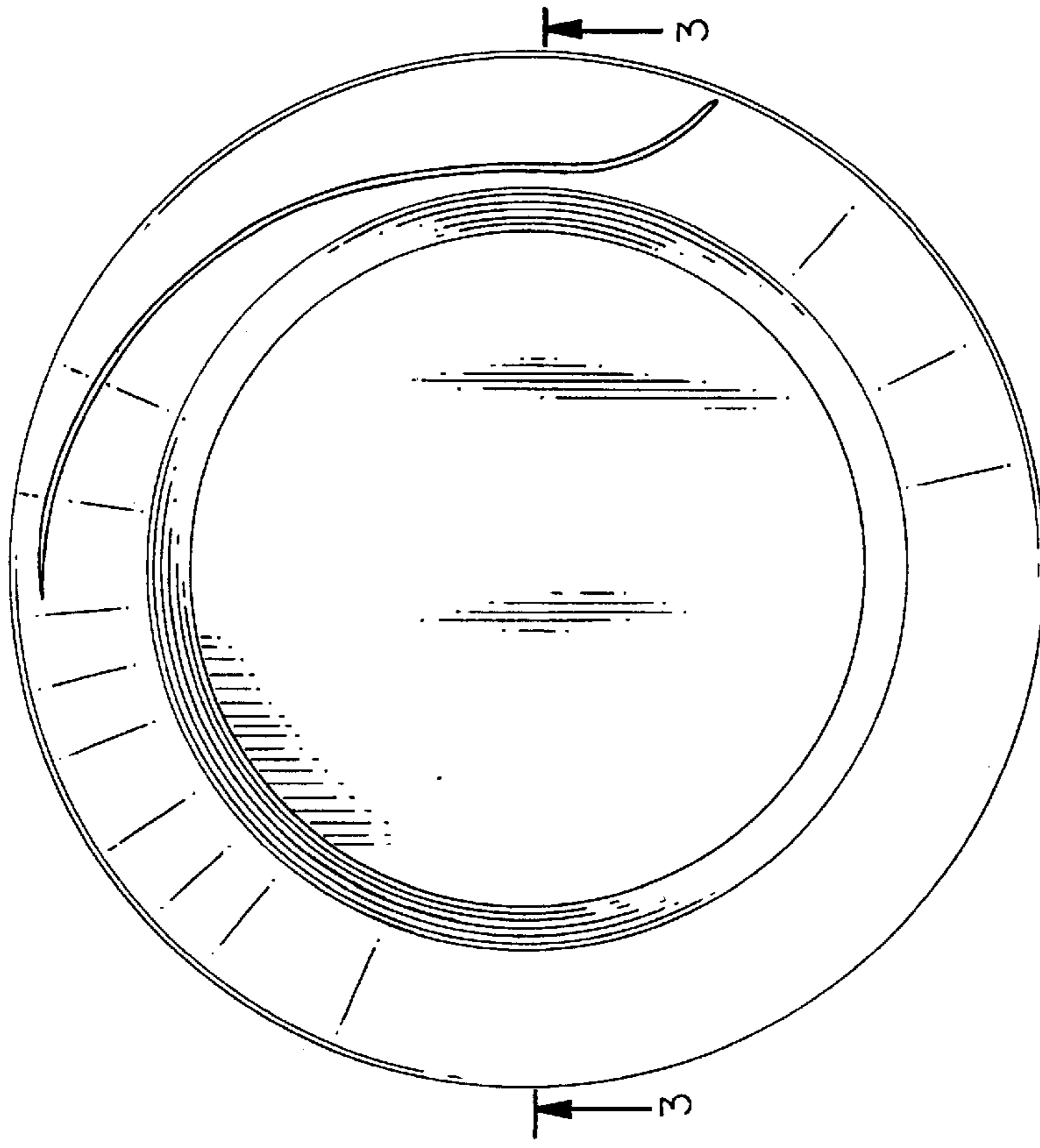


FIG.1



FIG.4

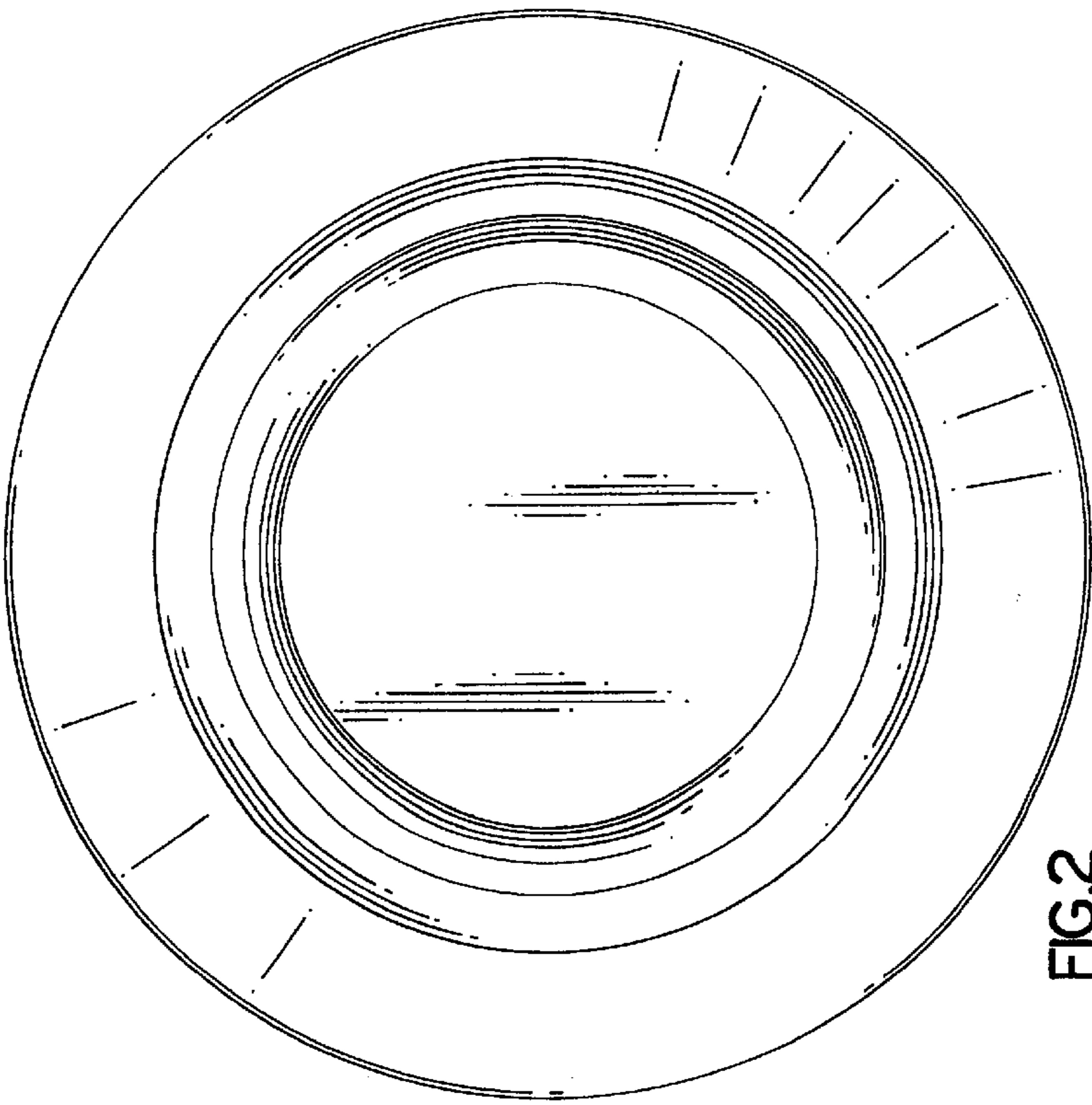


FIG.2




FIG.3