



US00D422830S

United States Patent [19]

Cothren et al.

[11] Patent Number: **Des. 422,830**

[45] Date of Patent: **** Apr. 18, 2000**

[54] **SLEEP SUPPORT DEVICE**

[76] Inventors: **Jeffrey Craig Cothren**, 23725 Anza Ave., No. 133, Torrance, Calif. 90505;
Jeffrey A. Kalatsky, 67684 San Andreas St., Desert Hot Springs, Calif. 92240-6804

[**] Term: **14 Years**

[21] Appl. No.: **29/097,486**

[22] Filed: **Dec. 8, 1998**

Related U.S. Application Data

[62] Division of application No. 29/082,363, Jan. 21, 1998, Pat. No. Des. 402,493.

[51] **LOC (6) Cl.** **06-09**

[52] **U.S. Cl.** **D6/596; D6/601**

[58] **Field of Search** D6/595, 596, 601, D6/604; 5/630, 632, 636, 637, 640, 644, 417-420, 652, 653, 654, 655, 655.9, 657, 907, 733, 736

[56] References Cited

U.S. PATENT DOCUMENTS

D. 381,234 7/1997 Lupoff D6/601

D. 384,852	10/1997	Koshaba et al.	D6/601
D. 398,182	9/1998	Smith	D6/601
D. 402,493	12/1998	Cothren et al.	D6/596
2,462,004	2/1949	Rothery	5/653
2,782,840	2/1957	Armbrecht	D6/596
4,789,247	12/1988	Schnoor	5/417
4,984,906	1/1991	Little	5/420

Primary Examiner—Janice E. Seeger
Attorney, Agent, or Firm—Stetina Brunda Garred & Brucker

[57] CLAIM

The ornamental design for a sleep support device, as shown and described.

DESCRIPTION

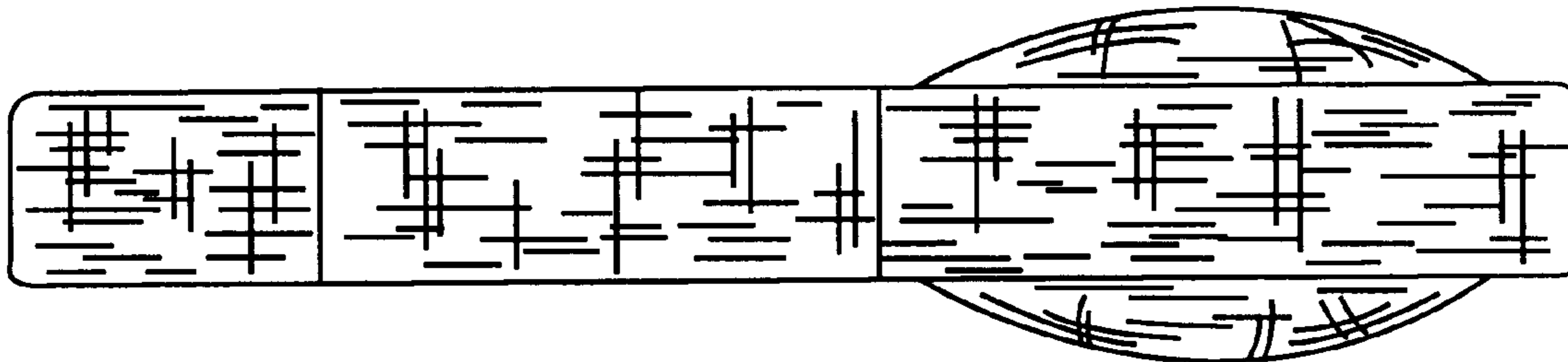
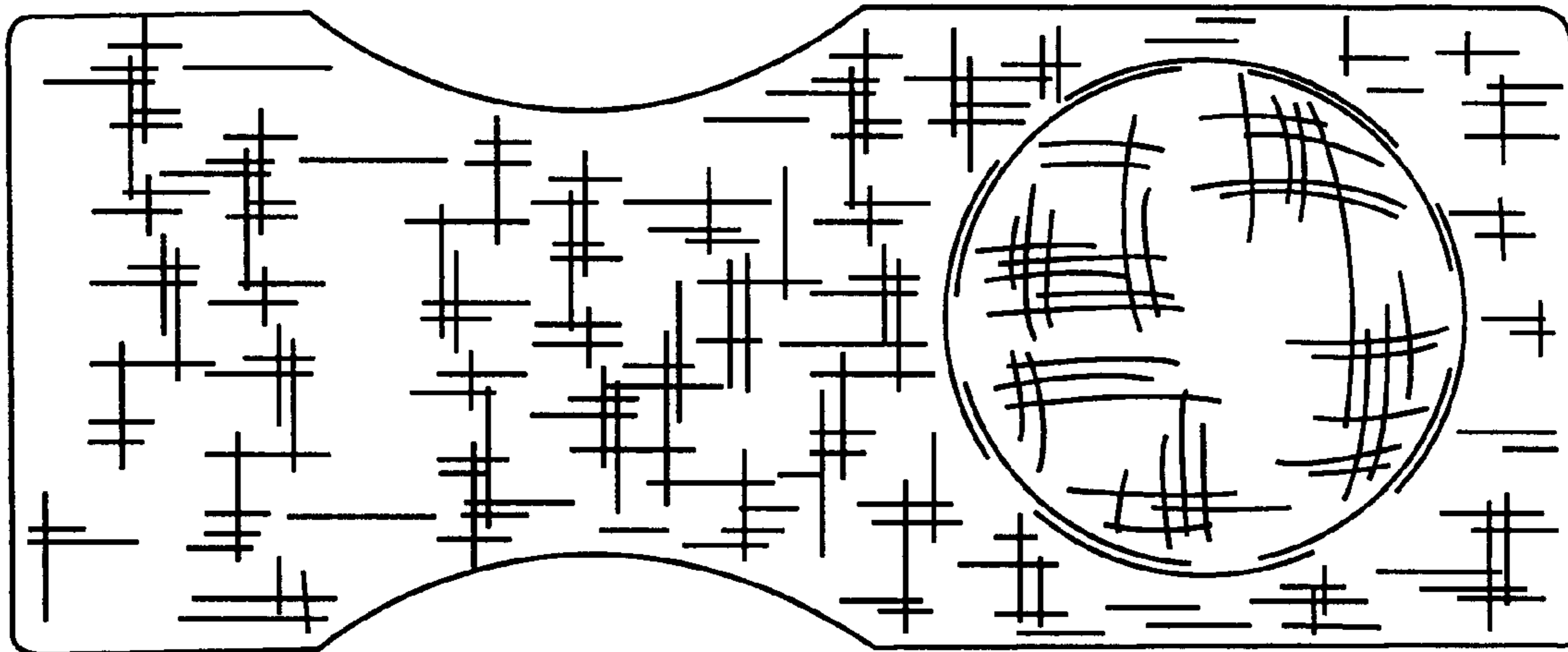
FIG. 1 is a top plan view of the sleep support device of the present invention showing our new design;

FIG. 2 is a side elevational view thereof the opposite side being identical thereto; and,

FIG. 3 is an end elevational view thereof the opposite end being identical thereto.

The bottom of the article is not part of the claimed design.

1 Claim, 1 Drawing Sheet



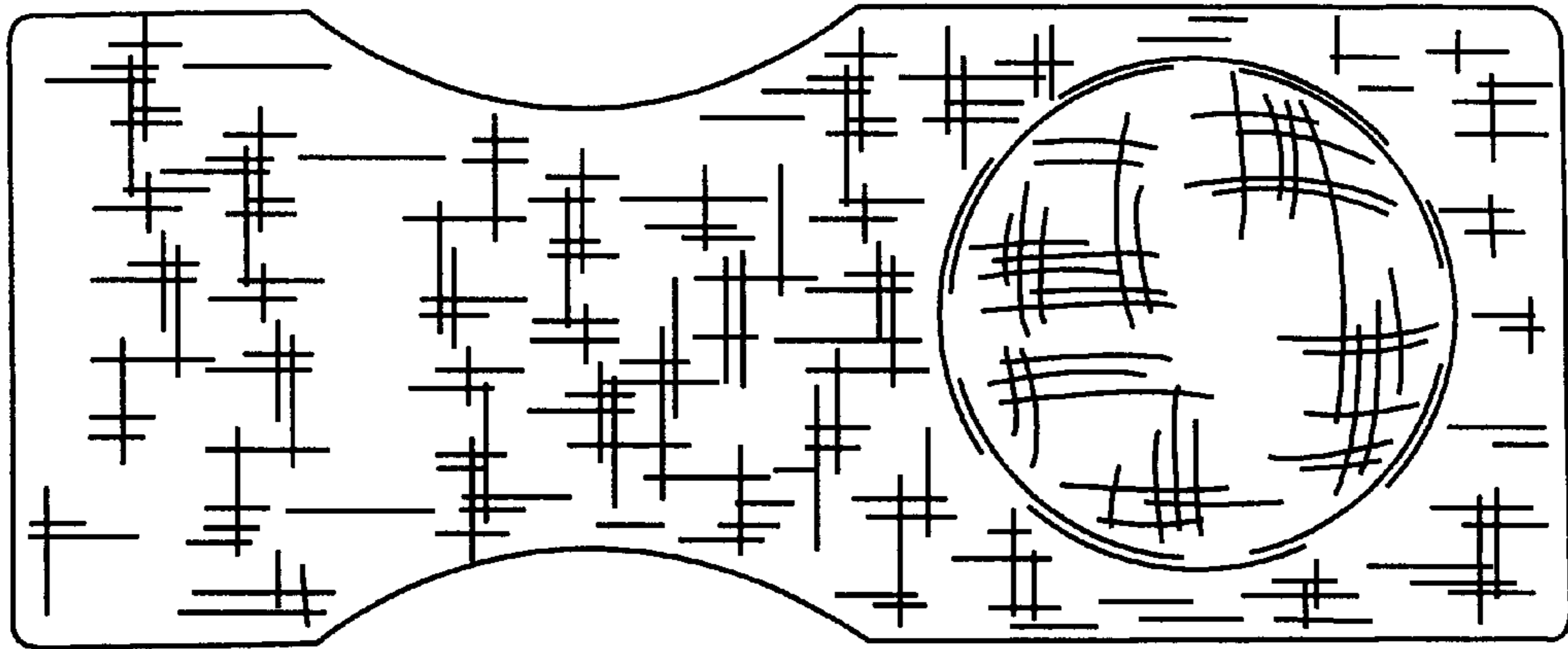


Fig. 1

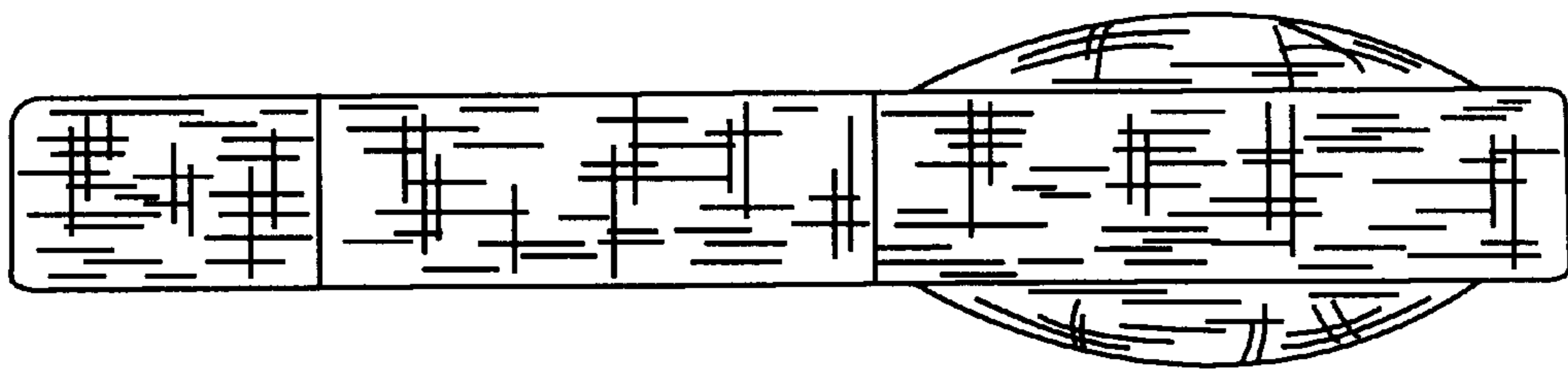


Fig. 2

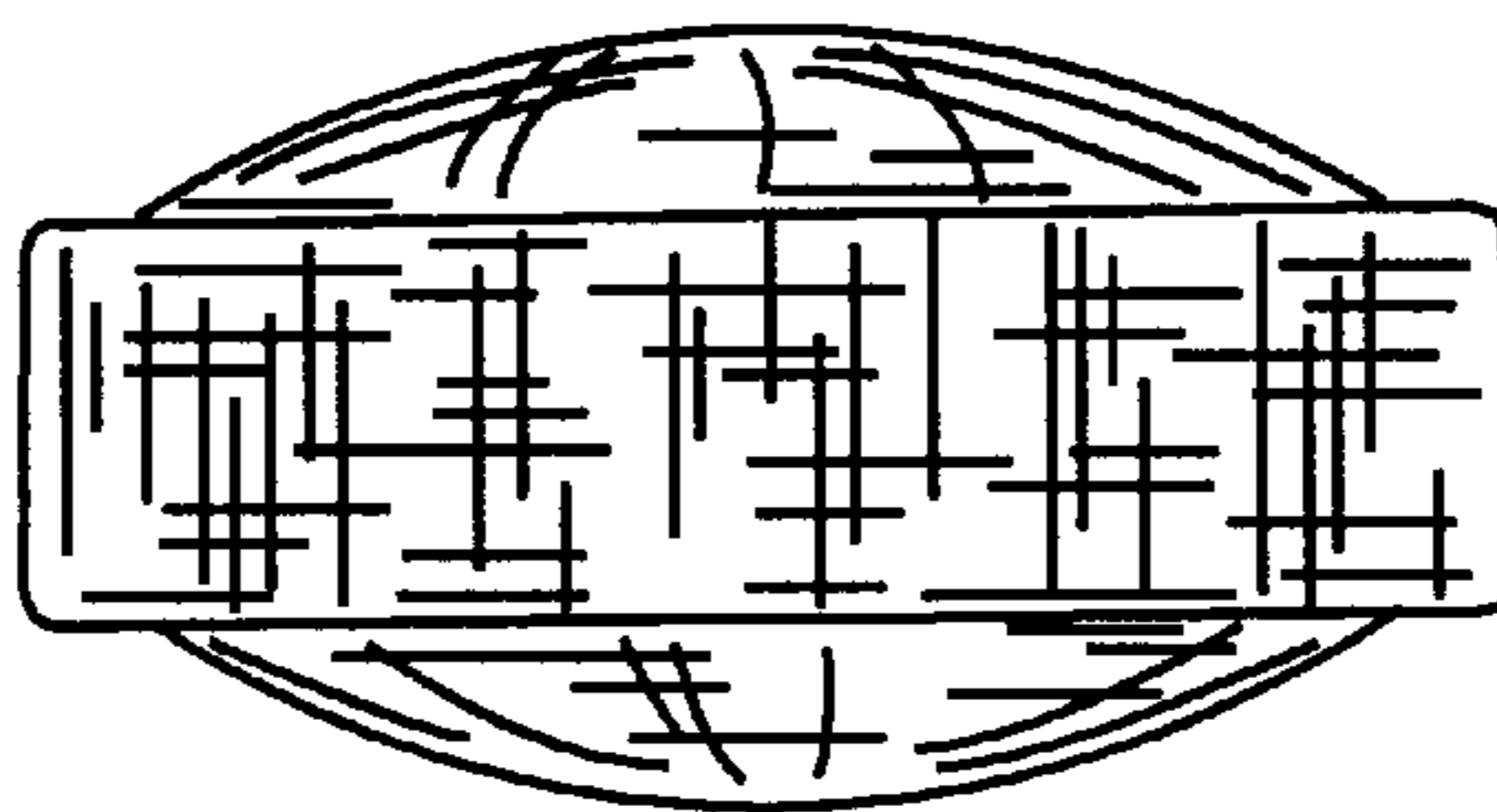


Fig. 3