



US00D422819S

United States Patent [19] Fong

[11] **Patent Number: Des. 422,819**

[45] **Date of Patent: ** Apr. 18, 2000**

[54] **DISPENSER ROLLER FOR STRIP MATERIAL**

D. 324,618	3/1992	Morand	D6/523
D. 355,319	2/1995	Ng	D6/523
D. 381,851	8/1997	Sharpe	D6/523
2,522,109	9/1950	Foltis	D6/523 X

[75] Inventor: **Daniel P. A. Fong**, North Attleboro, Mass.

[73] Assignee: **Country Studio, Inc.**, North Attleboro, Mass.

Primary Examiner—Brian N. Vinson
Attorney, Agent, or Firm—John A. Haug

[**] Term: **14 Years**

[57] **CLAIM**

[21] Appl. No.: **29/098,900**

The ornamental design for a dispenser roller for strip material, as shown.

[22] Filed: **Jan. 8, 1999**

DESCRIPTION

[51] **LOC (6) Cl.** **07-07**

[52] **U.S. Cl.** **D6/523**

[58] **Field of Search** D6/518-523; 242/600, 242/601, 602, 602.1, 602.3, 118

FIG. 1 is a front elevational view of a dispenser roller for strip material showing my new design, the rear view being a mirror image thereof; and,

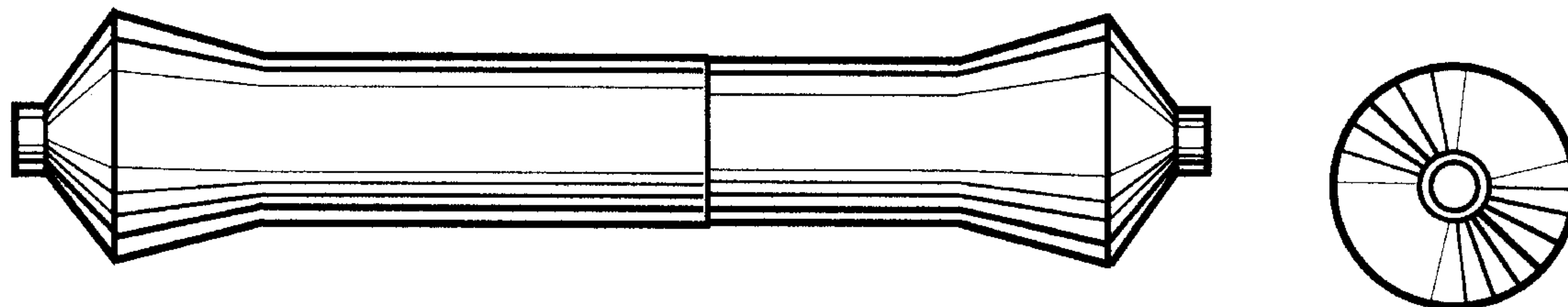
FIG. 2 is an end view thereof.

[56] **References Cited**

U.S. PATENT DOCUMENTS

D. 296,963 8/1988 Smallwood D6/523

1 Claim, 1 Drawing Sheet



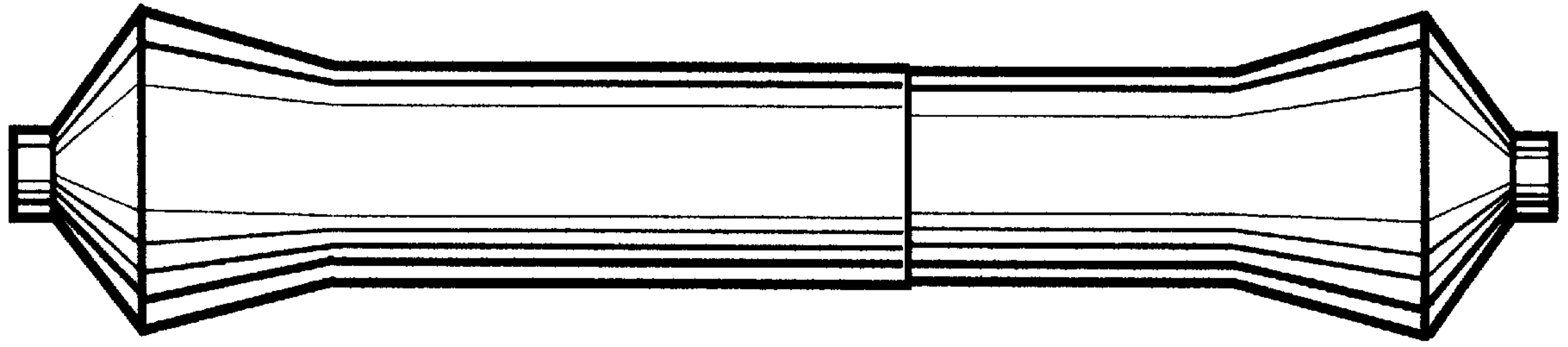


FIG. 1

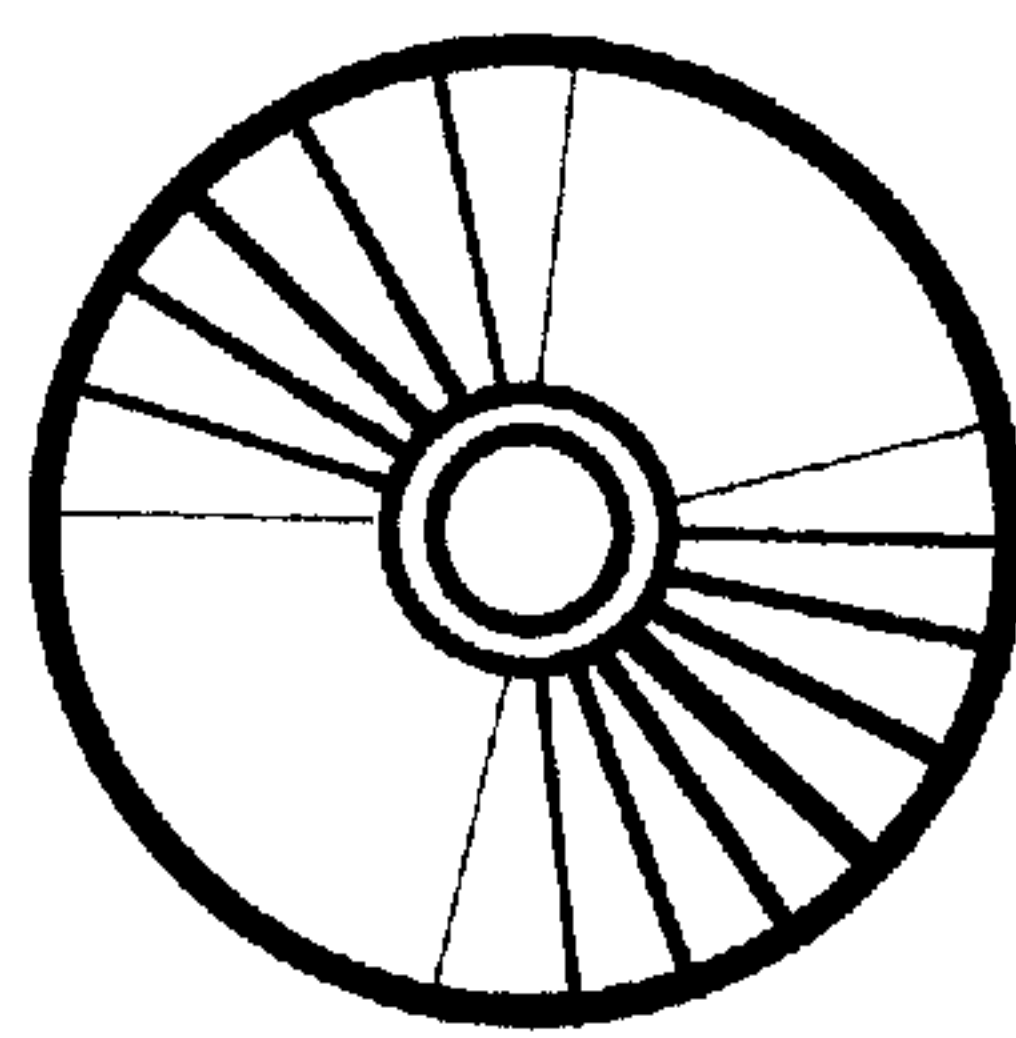


FIG. 2