



US00D422817S

United States Patent [19]

[11] **Patent Number: Des. 422,817**

Draheim et al.

[45] **Date of Patent: ** Apr. 18, 2000**

[54] **TOP RAIL FOR CRIB ENDBOARD**

D. 410,161 5/1999 Draheim et al. D6/505

[75] Inventors: **Harvey J. Draheim**, Weyauwega; **Scott A. Krueger**, Appleton, both of Wis.

Primary Examiner—Janice E. Seeger
Attorney, Agent, or Firm—Hoffmann & Baron, LLP

[73] Assignee: **Simmons Juvenile Products Company, Inc.**, New London, Wis.

[57] **CLAIM**

[**] Term: **14 Years**

The ornamental design of a top rail for a crib endboard, as shown and described.

[21] Appl. No.: **29/103,320**

DESCRIPTION

[22] Filed: **Apr. 13, 1999**

FIG. 1 is a top perspective view of a top rail for a crib end board showing our new design;

[51] **LOC (6) Cl.** **06-01**

FIG. 2 is a top plan view thereof;

[52] **U.S. Cl.** **D6/505; D6/508**

FIG. 3 is a front elevation view thereof;

[58] **Field of Search** D6/382, 388–395, D6/385; 5/53.1, 279.1, 280, 281, 907, 101, 105, 93.1, 93.2, 99.1

FIG. 4 is a side elevation view thereof, the opposite side being a mirror image thereof; and,

FIG. 5 is an enlarged sectional view taken along line 5—5 of FIG. 1.

[56] **References Cited**

The rear and bottom views form no part of the claimed design. The subject matter shown in broken lines forms no part of the claimed design.

U.S. PATENT DOCUMENTS

D. 365,479 12/1995 Brunner et al. D6/508

D. 379,041 5/1997 Brunner et al. D6/508

1 Claim, 5 Drawing Sheets

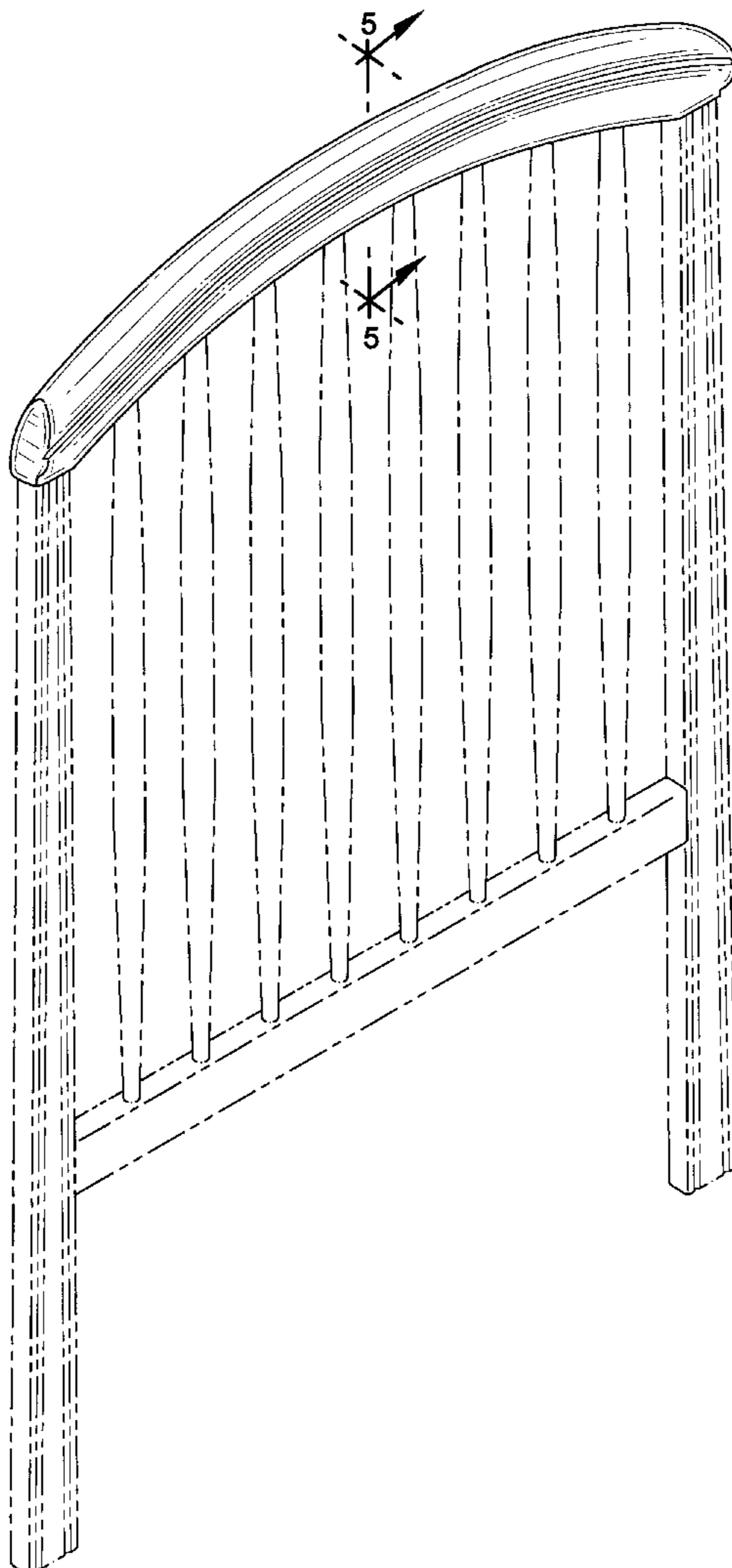


FIG-1

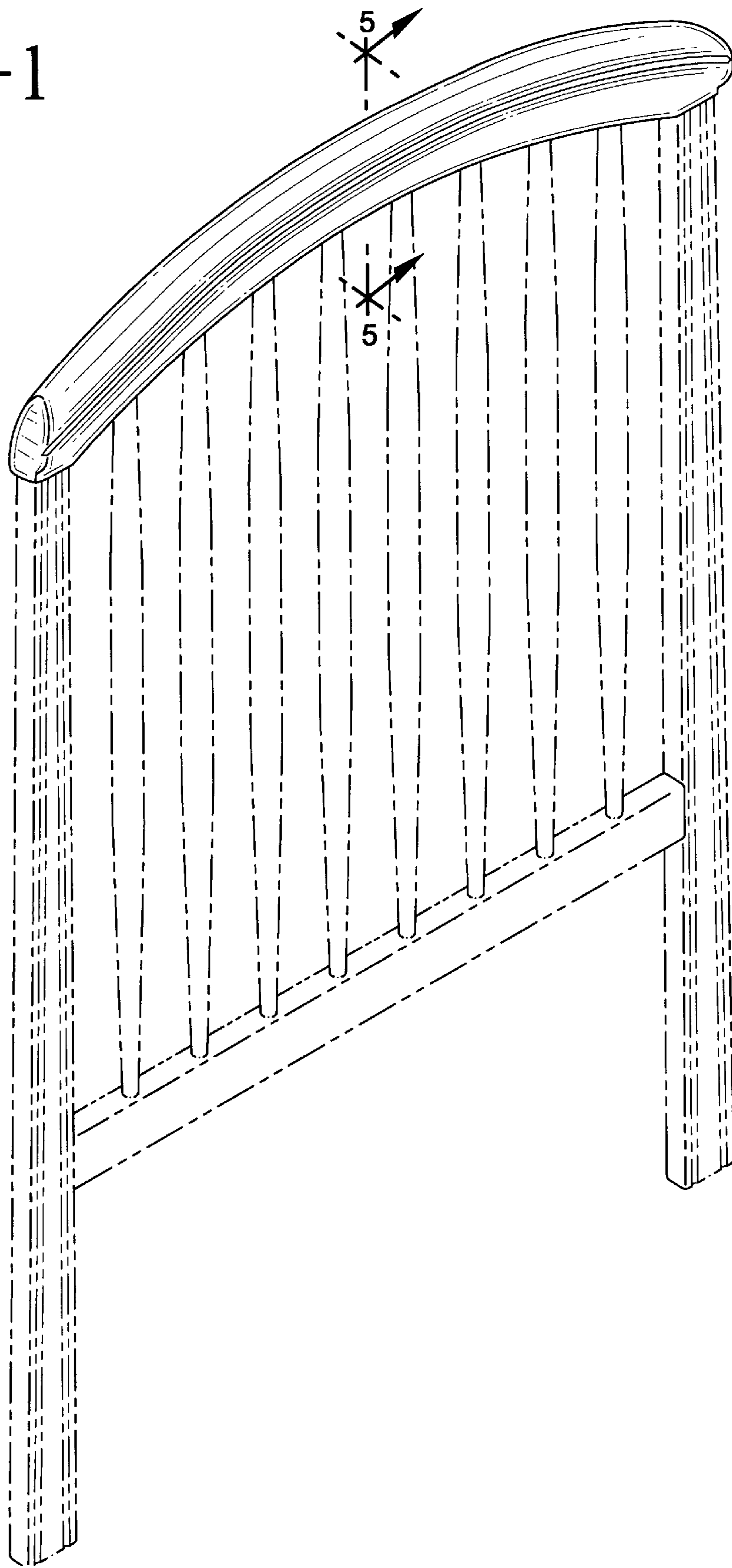


FIG-2

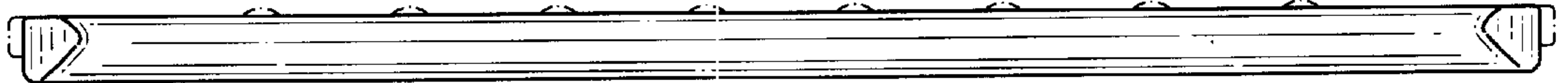


FIG-3




FIG-4

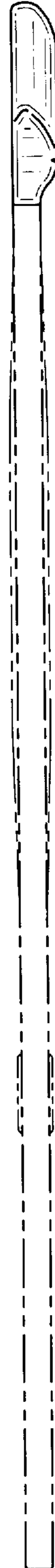


FIG-5

